


2012
Eco-lution

High Performance Air-Conditioning



SR series

Residential Air Conditioners



**Diamond
Series**

SRK ZJX

Wall Mounted type

The industry's highest levels
COP 5.71
(SRK20ZJX-S
in the cooling mode)

3D AUTO

Programmed air distribution

Sophisticated design

Quiet operation



Eco-lution

Industry leading energy efficiency
and high reliability
from our advanced technology.

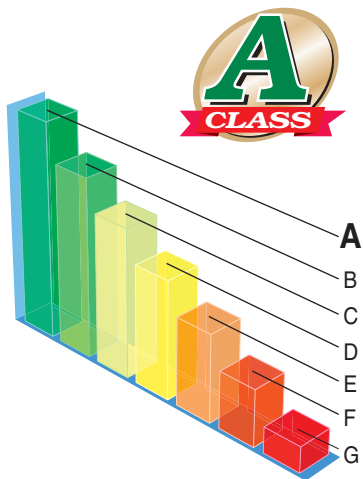


High Efficiency

Consideration for the Environment

Several radical design changes and engineering developments have brought about a vast improvement in energy efficiency and environmental protection.

ENERGY LABEL "Class A"



Energy		Air-conditioner	
Manufacturer			
Outside unit			
Inside unit			
More efficient			
A			
B			
C			
D			
E			
F			
G			
Less efficient			
Annual energy consumption, kWh in cooling mode <small>(Annual consumption will depend on how the appliance is used and climate)</small>			
Cooling output		kW	
Energy efficiency ratio		Full load (the higher the better)	
Type	Cooling only	—	
	Cooling + Heating	—	
	Air cooled	—	
	Water cooled	—	
Heat output		kW	
Heating performance A: Higher G: lower			
Noise (dB(A) @ 1 pW)			
Further information is contained in product brochures			
Air-conditioner Energy Label Directive 2002/31/EC			

Employment of lead-free solder

Adapted to RoHS directive

RoHS: Restriction of Hazardous substances

In order to avoid the release of hazardous substances into the environments, all models have utilized lead-free solder application. It has been considered to be difficult to use lead-free solder for practical applications because it requires higher solder temperatures at assembly, which can jeopardize reliability. However our PbF soldering method can produce a high quality lead-free printed circuit board.

Employment of R410A

All models use refrigerant R410A characterized by the ozone depletion coefficient being 0.

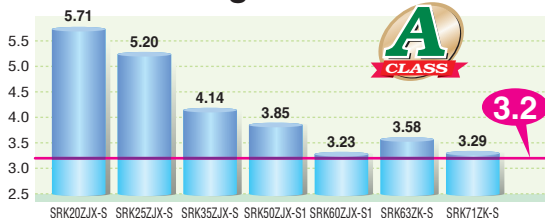
Excellent Energy Saving

High performance and excellent energy savings are achieved at the same time by heat exchanger's increased capacity and employment of high efficiency DC motor.

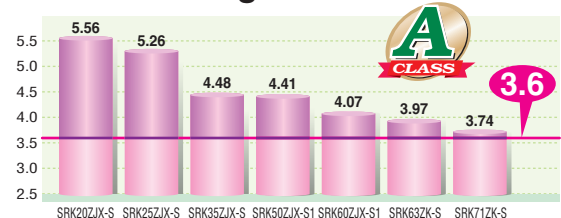
The industry's highest COP levels

All the ZJX and ZK series have cleared the Class A standard, the highest energy saving level, with our high COP.

EER in Cooling



COP in Heating



Applied models
All inverter models

QUICK & HIGH EFFICIENCY Control

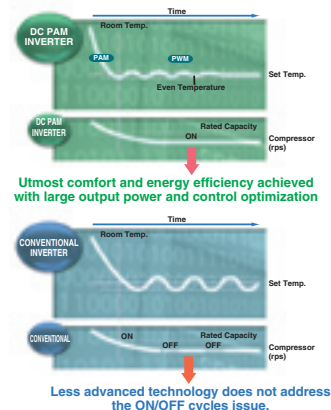
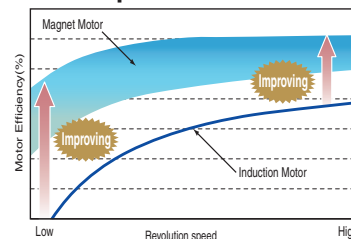
DC PAM inverter

An inverter driven system has a number of performance advantages over a constant speed system. For example, its variable compressor outputs can ensure quick heating after a startup and attain a set temperature more quickly.

Then, the air conditioner can slow down its compressor speed to save energy, keeping comfortable conditions. Moreover, the compressor is DC driven, so it provides higher performance.



DC compressor motor



Applied models
All inverter models

New Inverter Control (Vector control)

The new inverter control, with the advanced vector control technology, functions at high efficiency.

- Smooth operation from low speed to high speed
- Smooth Sine Voltage Wave form are attained
- Energy efficiency is further improved in low speed range

Our latest technologies

New propeller fan

Matching a new propeller fan with a fan motor has been optimized in order to keep the same capacity as that of previous models with less electrical consumption. Synergy effect with leaf grill has increased efficiency by 5% and quietened the sound. (SRC40/50/60ZJX-S)



Serration fan

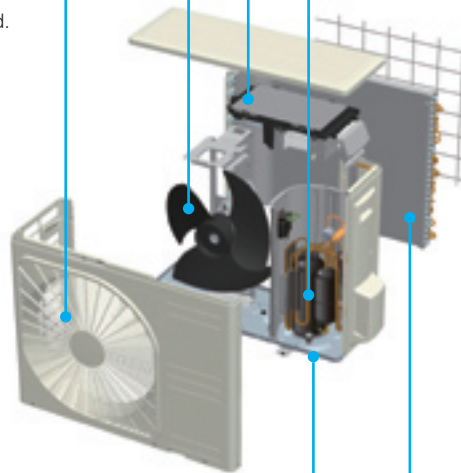


Silicon-coated PCB

The printed wiring board of the outdoor unit is coated by silicon. It lasts long having a tolerance for humidity.



Energy saving leaf shape grill

The radial shape grill has been developed in order to send airflow efficiently out unit along the grill. Decreasing the load for motor and propeller fan leads to greater energy efficiency and contributes to quieter sound.



High efficiency DC twin rotary compressor

The newly developed DC twin rotary compressor performs highly efficient operation under the wide range conditions from low speed to high speed. Besides low vibration, low sound level and high efficiency can be also achieved by the optimization of mechanical parts dimension and by the application of high power Neodymium motor. (SRC40/50/60ZJX-S, SCM series)




Superior corrosion resistance hot dipping steel sheet

Superior corrosion resistance hot dipping steel sheet is applied at the base of outdoor units. It has superior corrosion resistance and scratch resistance properties compared to conventional materials.




Indoor unit

Our optimal combination of fin configuration and copper tube has maximized airflow volume without expanding indoor unit's size in width. The heat exchanger efficiency rate has been drastically improved by 33% compared with that of previous models. New fin can maximize airflow volume and save energy simultaneously. (except SRK-ZJP)

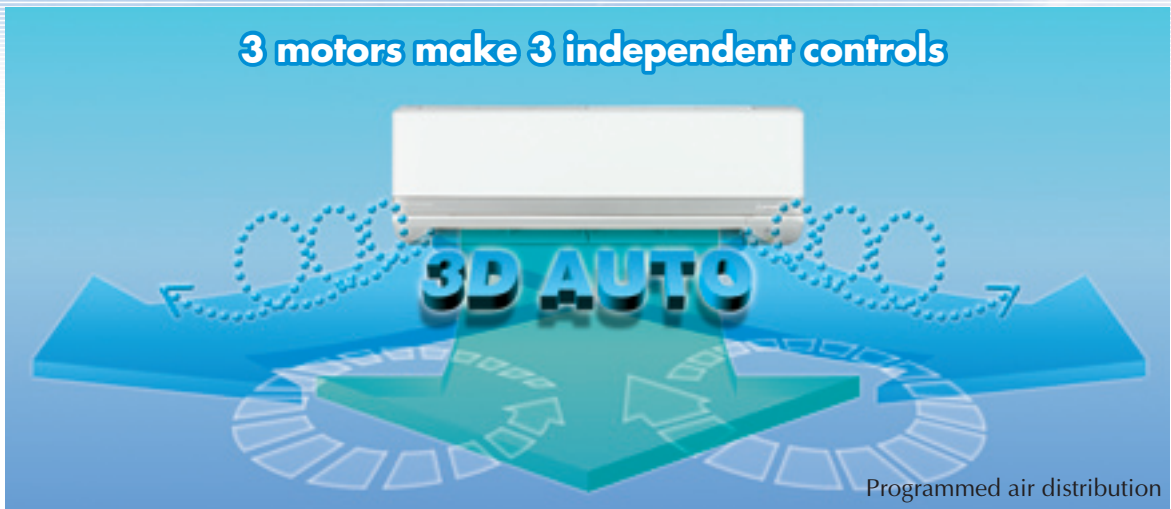


Outdoor unit


Thanks to changing fin configuration from flat sheet to new M shape fin, efficiency has increased by 10%. This high dimensional structure provides optimum balance of heat transfer and airflow.



3D AUTO Vertical + Horizontal AIR SCROLL

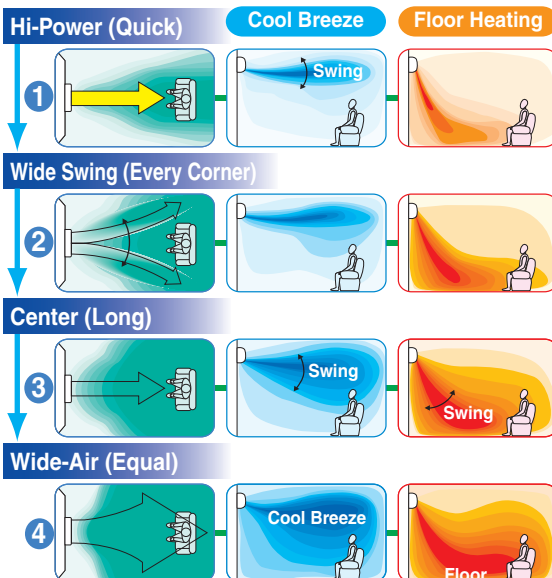


Applied models
SRK-ZJX, SRK-ZJR,
SRK-ZJ
SRK-ZK, 63/71HE
Manual Setting only



3D AUTO is one touch programmed and three motors (one vertical working motor + two horizontal working motors) make three independent air flow controls. The uniform and quiet airflow can be delivered to every corner of the room, achieving economical operation and minimizing energy loss.

Programmed 3D AUTO

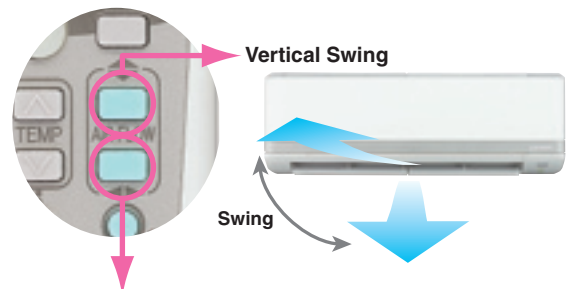


Thanks to automatic control of air flow volume and air flow direction, comfortable air conditioning of the entire room can be done effectively.

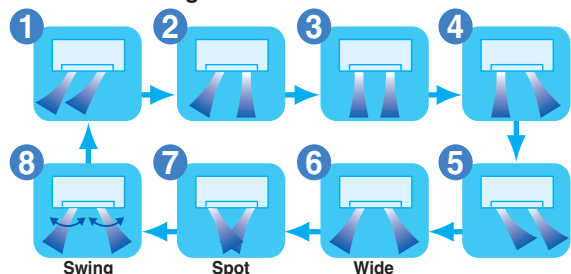
The cooled air flows directly to the ceiling in cooling operation mode, not directly at the occupants of the room. Comfort cooled air flow comes via the ceiling like a cool breeze.

In the heating mode, warm air flow can be sent down to the floor directly. The warm air then spread along the floor achieving optimum comfort.

Manual Setting



Horizontal swings in 8 directions



The airflow direction from the right and left louvers can be controlled individually. Eight different air flow patterns can be selected.


Aircraft technology was used in the design of the air conditioner's airflow system

Jet Air Scroll Long Reach & Silent Air Flow

Applied models
All SRK

We used the same aerodynamic analysis technology as used in developing jet engines.

CFD (computational fluid dynamics), used in blade shape design of jet engines, has been applied to the design of air channels in air conditioners to develop the ideal air channel system (air circulation). The jet air stream generated by this air channel system can bring large volume air without consuming much power. While at the same time, it delivers a uniform gentle breeze to every corner of the room.



Fast ← → Slow
Colors in the figure show the air speed.

Long Reach Air Flow

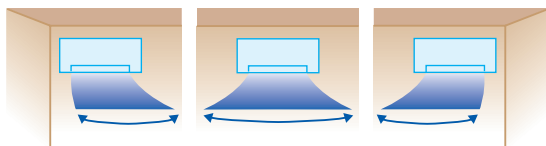
Powerful airflow is realized by Jet technology. Good for large living rooms and shops. Increase your comfort.



Applied models
SRK50/60ZJX,
SRK-ZK,
SRK63/71HE

Installation Positioning

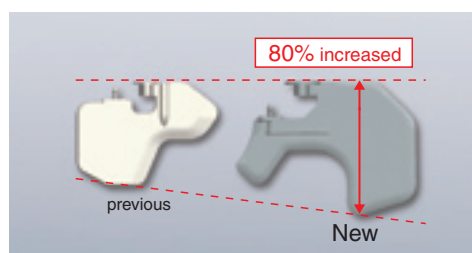
The air flow direction can be set to suit your room's configuration.



Applied models
SRK-ZJX, SRK-ZJR,
SRK-ZJ

New louver

Our newly redesigned louver has 80% more surface area. Air flow direction can now be more targeted.



Applied models
SRK-ZJX



Applied models
SRK-ZJX, SRK-ZK,
SRK-HG, SRK-HE



Generates the same amount of negative ions as a forest environment

24-hour ION

The air conditioner main body employs a tourmaline-coated sheet. The sheet generates negative ions around the clock. Even when the air conditioner is not running, it generates as many negative ions (2,500– 3,000/cc) as in a forest, stream or fall does, allowing you to experience them without incurring any electrical charges.

Applied models
SRK-ZJX, SRK-ZK,
SRK-ZJR, SRK-ZJ,
SRK-ZJP, SRK-HG,
SRF-ZJX, SRR-ZJ

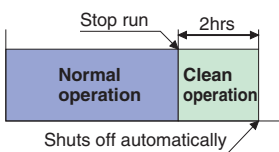


Always keeping the indoor unit clean

Self Clean Operation

“Self clean operation” is operated for 2 hours after the unit has stopped its normal operation.

The indoor unit is dried up and the growth of mold is restrained. Users can select whether this mode is utilized or not.



Situation of mold after one week

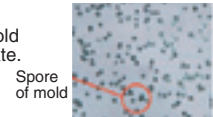
When you don't execute “Self Clean Operation”

Fungal mycelia expand.




When you execute “Self Clean Operation”

The spore of mold doesn't germinate.



Applied models
SRK-ZJX, SRK-ZK,
SRK-ZJR, SRK-ZJ



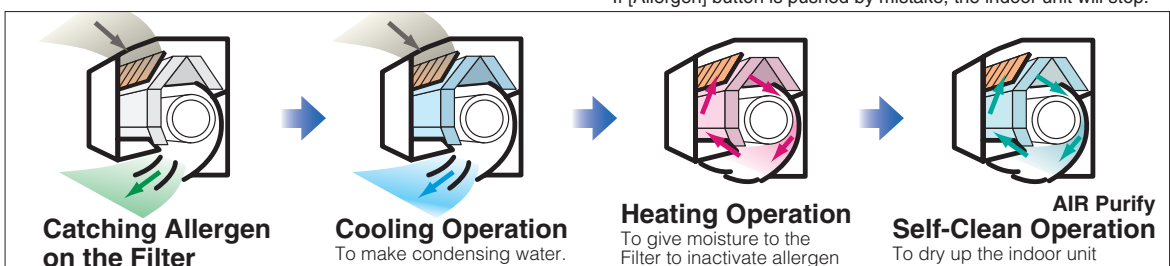
Push ALLERGEN Mode

The air in your room is kept fresh

Allergen Clear System

“Allergen clear system” is equipped to suppress the influence of the allergen caught by the filter by controlling the temperature and humidity.

In case of Multi-split system, Allergen Clear System is not available. If [Allergen] button is pushed by mistake, the indoor unit will stop.



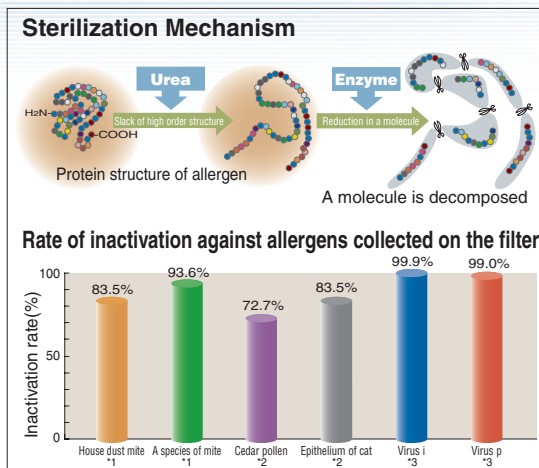
This is the original and only technology to control the temperature and humidity for inactivating allergens

Allergen Clear Filter

Enzyme + Urea deactivates allergens and kills bacteria.



The allergen clear filter breaks down the pollen, lice, and allergens that live on cat skins, etc. and deactivates them. The secret of deactivation is the Enzyme-urea compound. It deactivates not only allergens but also all kinds of bacteria, molds and viruses. Even if allergens and bacteria, etc. fly off of the filter, they are deactivated, so the air in your room is kept fresh.



¹ Test method: ELISA colorimetric method / ELISA fluorescent method
 Laboratory: Independent administrative agency national hospital mechanism Sagami Hospital, No.1536
² Test method: ELISA colorimetric method
 Laboratory: Independent administrative agency national hospital mechanism Sagami Hospital, No.1536
³ Test method: TCID (Infection value 50%)
 Laboratory: Foundation of Kitazato Environmental Science Center, No.15-0145

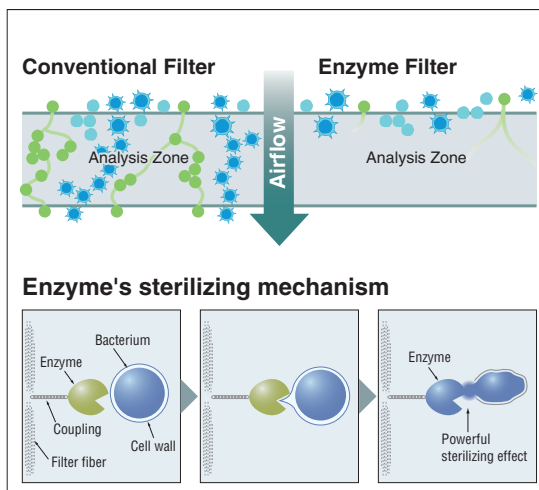
Sure to destroy fungi and bacteria, also effective on viruses and allergenic compounds (Cat hair, dust mite, pollen etc.)

Natural Enzyme Filter

The first release in this range of the enzyme-sterilizing filter



Enzymes used in these filters are naturally occurring lytic enzymes. The lytic enzymes attack cell walls of microorganisms trapped on a filter and destroy them and doing so, have a powerful sterilizing which will effect decrease the number of molds and bacteria. Natural Enzyme Filter will clean and sanitize air passing through it to keep air in the room clean and safe.




The deodorizing ability of this filter can be easily restored simply by cleaning and exposing to the sunlight

Photocatalytic Washable Deodorizing Filter



It will keep the air fresh by deodorizing the molecules causing odor. Its deodorizing power can be restored by washing with water and drying under the sun, as such it is a Recycling deodorizing filter capable of repeat use.




Used in models

Filter	Indoor Unit	SRK-ZJX	SRK-ZK	SRK-ZJR	SRK-ZJ	SRK-ZJP	SRF-ZJX	SRK-HG	SRK-HE
Allergen Clear Filter		1pc	1pc	1pc	1pc	—	—	—	—
Natural Enzyme Filter		—	—	—	—	—	1pc	1pc	1pc
Photocatalytic Washable Deodorizing Filter		1pc	1pc	1pc	1pc	—	1pc	1pc	1pc

Anti-microbial specifications and design will deliver cleanliness and safety

Anti-microbial fan

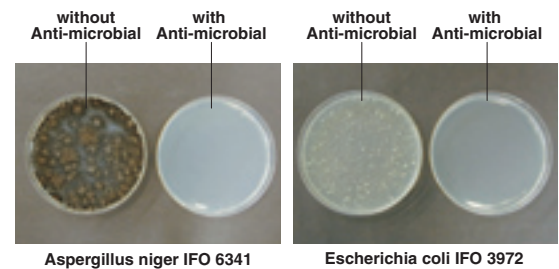


The fan has undergone anti-microbial treatment to resist mold and germs, making the system clean and safe. Foul odors and molds, etc. which can occur when an air conditioning system is not in operation are prevented.



Comparison of growth of bacteria and mold on fan surfaces (microscopic image)

- Intestinal bacteria (Escherichia coli IFO 3972)
- Staphylococcus aureus subsp. aureus IFO 12732
Testing Authority: Japan Food Analysis Center
Test Results Issued: 2004-4-7.
Test Report No.: 104034022-001
Tests were conducted with reference to the antimicrobial strength tests in JIS Z 2801 2000 "Antimicrobial Products-Antimicrobial Test Method" -5.2 Antimicrobial Effects: Test Methods for Plastic Products, etc.
- Aspergillus niger IFO 6341
Testing Authority: Japan Food Analysis Center
Test Results Issued: 2004-4-23.
Test Report No.: 104034022-002
Tests were conducted with reference to the antimicrobial strength tests in JIS Z 2801 2000 "Antimicrobial Products-Antimicrobial Test Method" -5.2 Antimicrobial Effects: Test Methods for Plastic Products, etc.



Aspergillus niger IFO 6341 Escherichia coli IFO 3972

In tests conducted at the Mitsubishi Heavy Industries Nagoya Research Lab, 24 hrs after contact with bacteria, cultured on agar media.

Live Bacteria Count on Measured Test Pieces

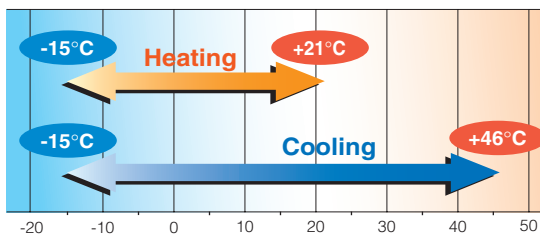
Tested Contaminant	Measurement	Test Pieces	Bacteria Count Per Test Piece		
			Measurement 1	Measurement 2	Measurement 3
Escherichia coli IFO 3972 coli	Immediately after contact	Not treated	1.9×10^5	1.6×10^5	1.3×10^5
	After 24 hrs at 35°C	Test piece 1 Not treated	<10 3.8×10^6	<10 4.9×10^6	<10 7.2×10^6
Staphylococcus aureus	Immediately after contact	Not treated	1.4×10^5	1.6×10^5	1.3×10^5
	After 24 hrs at 35°C	Test piece 1 Not treated	<10 8.6×10^5	<10 4.5×10^5	<10 3.6×10^5
Aspergillus niger	Immediately after contact	Not treated	1.5×10^4	2.2×10^4	1.6×10^4
	After 24 hrs at 35°C	Test piece 1 Not treated	<10 1.0×10^4	<10 1.2×10^4	<10 2.5×10^4

Test Pieces 1) Products with Antimicrobial and Antifungal Treatment

Wide Operation Range

Heating and cooling operations are possible at an outdoor temperature as low as -15°C .

Our new advanced technology has expanded the heating and cooling operation range. This permits installation of the units considering a heating and cooling operation under a low temperature condition down to -15°C .



*For the capacities under low temperature conditions, refer to technical manual.

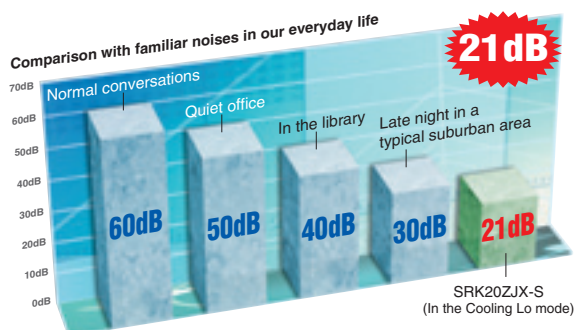
Applied models
All inverter models (except SRK-ZJP -15°C – $+46^{\circ}\text{C}$ in Cooling, -15°C – $+24^{\circ}\text{C}$ in Heating)

Hi quality air long reach & silent flow

Quiet Operation


This is the secret of quiet operation.

In addition to a jet airflow system delivering uniform winds to every corner, it has an optimized serration stabilizer configuration, which ensures smooth wind flow. It makes it possible to lower operation noises further by minimizing the interaction between wind flows and the fan.



Three Sensors


Control of room temperature and humidity is very important for people to live a comfortable life. Use of three sensors to control indoor temperature, indoor humidity and outdoor temperature enable unit to obtain optimum air-conditioning.



Applied models
① ② All SRK, SRF, SRR, FDTC
③ SRK50/60ZJX, SRK-ZK, SRK35ZJR, SRK35/50ZJ, SRK35/50ZJP, SRF-ZJX

Washable filter and easy cleaning of air inlet panel

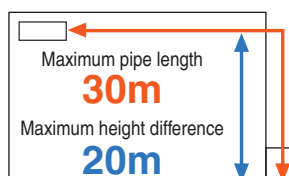
Removing air filter is quite easy. Keeping air filter clean is effective way to save energy and to keep the original powerful performance. Air inlet panel is also removable and can be cleaned easily.



Applied models
All SRK, SRF





Long piping length

Piping length has been extended and design flexibility has been improved.



Applied models
SRK50/60ZJX, SRK-ZK, SRF50ZJX, FDTC40/50/60VF

Product Line Up

Model		Capacity Range (kW : Rated cooling capacity)										page		
		2.0	2.5	2.8	3.5	4.0	5.0	5.6	6.0	6.3	7.1		8.0	
HEAT PUMP DC INVERTER	SRK-ZJX  <small>20ZJX-S</small>     												14	
	SRK-ZK  <small>25ZJX-S</small>												16	
	SRK-ZJR  <small>25ZJR-S</small> 													17
	SRK-ZJ  <small>20ZJ-S</small> 													18
	SRK-ZJP  <small>25ZJP-S1</small> 													19
HEAT PUMP CONSTANT SPEED	SRK-HG  <small>20HG-S</small> 												20	
	SRK-HE  <small>50HE-S1</small> 												21	
HEAT PUMP DC INVERTER	SRF-ZJX  <small>25ZJX-S</small> 												22	
	SRR-ZJ  <small>25ZJ-S</small> 												24	
	FDTC-VF  <small>25VF</small> 													25
Model		2.0	2.5	3.5	4.0	4.5	5.0	6.0	7.1	8.0	100	125	page	
INVERTER Free-Multi	SRK-ZJX  <small>20ZJX-S</small> 												28	
	SRK-ZK  <small>25ZJX-S</small>												28	
	SRK-ZJR  <small>25ZJR-S</small> 													29
	SRK-ZJ  <small>20ZJ-S</small> 													29
	SRF-ZJX  <small>25ZJX-S</small> 													30
	SRR-ZJ  <small>25ZJ-S</small> 													30
	FDTC-VF  <small>25VF</small> 													31
	FDUM-VF  <small>50VF</small>													31
	FDEN-VF  <small>50VF</small>													32
OUTDOOR UNIT SCM	 <small>40ZJ-S</small> 												27	
	 <small>71ZJ-S1</small> 												27	
	 <small>100ZJ-S1</small> 												27	

※ common to the both cases

Clean Operation / Filter



Allergen Clear System

The system is equipped to suppress the influence of the allergen caught by the filter by controlled the temperature and humidity.



Allergen Clear Filter

The filter breaks down the pollen, lice, and all allergens that live on cat skins, etc. and deactivates them.



Natural Enzyme Filter

Enzymes used in the filter are naturally occurring lytic enzymes which attack cell walls of microorganisms trapped on the filter and destroy them.



Self Clean Operation

The operation is operated for 2 hours after the unit has stopped its normal operation. The indoor unit is dried up and growth of mold is restrained.



Photocatalytic Washable Deodorizing Filter

It keeps air fresh by deodorizing the molecules causing odor. The deodorizing ability can be easily restored simply by cleaning and exposing to the sunlight.

Comfortable Functions



Fuzzy Auto Mode

Automatically, the unit determines its operating mode and temperature setting based on a fuzzy calculation, and adjusts the inverter frequency.



"HI POWER" Operation

The unit can operate continuously in "HI POWER" mode for 15 minutes. This mode is convenient to reach the desired temperature quickly.



Three "Hot" System

This series offers three "hot" systems. "Hot start" allows the unit to begin operating immediately, while the "hot spurt" fast-heating system works to increase the temperature setting by two degrees. The "hot keep" system is used during automatic defrosting or to prevent the influx of cool air. These three operational control systems help ensure comfortable and efficient heating.



Automatic Operation

The air conditioner automatically selects from among heating, cooling and dry operations.

Comfortable Air Flow Functions



3D Auto

You can choose the best cooling or heating pattern by only pushing one button.



Air Scroll

The swing of the flap causes the air flow to spiral as it reaches the floor, and breeze reaches all of a room.



Up/Down Flap Swing

Flap moves up and down continuously. The Up/Down flap swing can be fixed at the preferred operation angle.



Auto Flap Mode

Whatever the operating mode is, the unit automatically selects the optimal angle.

COOLING & DRY
Horizontal blowing

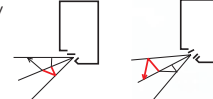


HEATING
Slant forward blowing



Red line : moves quickly
Black line : moves slowly

COOLING & DRY HEATING



Right/Left Louver swing

Louver moves right and left continuously. The Right/Left louver swing can be fixed at the preferred operation angle.



Memory Flap

While the flap is swinging, it can be stopped at any angle desired. The flap returns to the position that it was in when operation last stopped.



Positioning of Installation

You can set the left-right air flow directions when you installed the air conditioner near the side wall by remote controller operation.



Air Outlet Selection

Both lower and upper air outlets and upper air outlet can be selected.

Convenience & Economy Functions



On Timer

This facility enables the operation to start a little earlier, so that the room approaches optimum temperature at ON time when the operation is started by ON-TIMER. Thus it will try to be at the temperature you want, when you want.



Dry Operation

The unit dehumidifies the room by intermittent cooling operation.



Off Timer

The unit stops automatically at the set time.



Economy Mode

The unit realizes effective energy saving operation, while still keeping a comfortable cooling and heating condition.



24-hour On/Off Programmable Timer

By combining a start timer with a stop timer, you can register two timer operations a day. Once set, timers will faithfully start or stop the system at a specified time of the day repeatedly.



Sleep Mode

The room temperature is automatically controlled during the set sleep mode period, ensuring that room temperature will not get too cold or too hot.

Maintenance & Prevention Functions



Microcomputer-Operated Defrosting

This mode automatically eliminates frost, and helps minimize excessive operation in other modes.




Detachable Indoor Air Inlet Panel

The air inlet panel on the indoor unit opens and closes easily, making filter cleaning simple. The suction panel can also be removed.



Self-Diagnostic Function

In the case that the air conditioner malfunctions, an internal microcomputer automatically runs a self-diagnosis. (Inspection and repair should be performed by authorized dealers.)



When removing the air inlet panel for internal cleaning or others, open the grill and then pull it to this side.

Others



Back-up Switch

On the main unit, there is a backup on/off switch, which is useful when you can't use remote control, or batteries are flat.



24-hour ION

Tourmaline-coated sheet generates negative ions around the clock. Even when the air conditioner is not running, it generates as many negative ions as a forest, stream or fall does, allowing you to experience them without incurring any electricity charges.



Luminous Button

With wireless "Luminous" remote controls that even "glow in the dark", it is possible to operate all desired functions of the unit with the click of a button.



Auto Restart Function

Power blackout auto restart function is a function that records the operational status of the air-conditioner immediately prior to it being switched off by a power cut, and then automatically resumes operations at that point after the power has been restored.

INVERTER HEAT PUMP MODEL (High COP)



SRK-ZJX

Wall Mounted type



SRK20ZJX-S, SRK25ZJX-S, SRK35ZJX-S
SRK50ZJX-S1, SRK60ZJX-S1



All SRK-ZJX series can be selected for use as indoor units in the combination with SCM Multi system outdoor unit.



SRK50/60ZJX-S1 can be selected for use as indoor units in the combination with V Multi system outdoor unit. Refer to our PAC brochure for details.



Standard equipment



SRC20ZJX-S, SRC25ZJX-S, SRC35ZJX-S



SRC50ZJX-S, SRC60ZJX-S

FUNCTION



Comfortable Functions



Comfortable Air Flow Functions



Convenient & Economy Functions



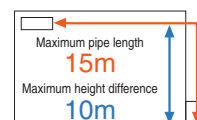
Maintenance & Prevention Functions



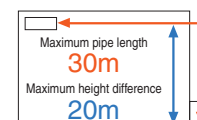
Others



Refrigerant pipe length



SRK20ZJX-S
SRK25ZJX-S
SRK35ZJX-S



SRK50ZJX-S1
SRK60ZJX-S1

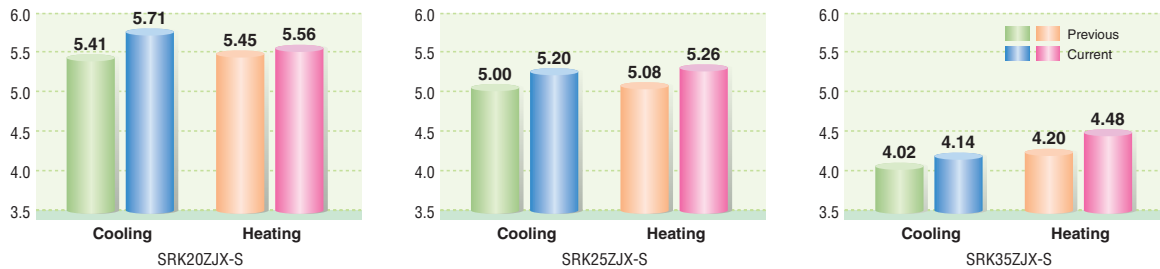
SPECIFICATIONS

Model (Indoor unit/Outdoor unit)		SRK20ZJX-S SRC20ZJX-S	SRK25ZJX-S SRC25ZJX-S	SRK35ZJX-S SRC35ZJX-S	SRK50ZJX-S1 SRC50ZJX-S	SRK60ZJX-S1 SRC60ZJX-S
Power supply		1Phase, 220/230/240V, 50Hz				
Nominal cooling capacity	ISO-T1(JIS)	kW	2.0(0.9~3.1)	2.55(0.9~3.2)	3.5(0.9~4.1)	5.0(1.1~5.8)
Nominal heating capacity	ISO-T1(JIS)	kW	2.5(0.9~4.3)	3.13(0.9~4.7)	4.3(0.9~5.1)	6.0(0.6~7.7)
Cooling input	at 230V	kW	0.35(0.19~0.70)	0.49(0.19~0.82)	0.845(0.19~1.01)	1.30(0.2~1.80)
Heating input	at 230V	kW	0.45(0.23~1.00)	0.595(0.23~1.12)	0.96(0.23~1.35)	1.36(0.2~2.43)
Energy label		A/A				
EER (In cooling)			5.71	5.20	4.14	3.85
COP (In heating)			5.56	5.26	4.48	4.07
Running current	Cooling	A	1.9/1.8/1.7	2.5/2.4/2.3	4.0/3.8/3.6	6.0/5.7/5.5
	Heating	A	2.4/2.3/2.2	3.1/2.9/2.8	4.6/4.4/4.2	6.2/6.0/5.7
Inrush current (Max)		A	2.4/2.3/2.2(8)	3.1/2.9/2.8(8)	4.6/4.4/4.2(8)	6.2/6.0/5.7(15)
Sound power level *	Cooling(Indoor/Outdoor)	dB(A)	53/60	55/60	58/63	60/63
	Heating(Indoor/Outdoor)	dB(A)	54/59	58/60	59/62	64/63
Sound pressure level *	Cooling(Indoor)	dB(A)	Hi:39 Me:30 Lo:21	Hi:41 Me:31 Lo:22	Hi:43 Me:33 Lo:22	Hi:47 Me:40 Lo:27
	Heating(Indoor)	dB(A)	Hi:38 Me:33 Lo:25	Hi:41 Me:34 Lo:27	Hi:42 Me:35 Lo:27	Hi:48 Me:40 Lo:33
Air flow	Indoor	Cooling	Hi:11.5 Me:8.0 Lo:5.0	Hi:12.5 Me:9.0 Lo:5.0	Hi:13.5 Me:9.5 Lo:5.0	Hi:13.5 Me:11.0 Lo:8.0
		Heating	Hi:12.0 Me:9.5 Lo:7.5	Hi:13.0 Me:10.0 Lo:7.5	Hi:14.0 Me:11.0 Lo:8.0	Hi:17.0 Me:14.5 Lo:10.5
	Outdoor		Cooling:29.5 Heating:27.0	Cooling:32.5 Heating:29.5	Cooling:39.0 Heating:33.0	Cooling:41.5 Heating:39.0
Exterior dimensions (H×W×D)	Indoor	mm	309×890×220			
	Outdoor	mm	595×780(+62)×290			640×800(+71)×290
Net weight	Indoor/Outdoor	kg	15/38			15/45
Refrigerant piping	O.D	Liquid line	φ 6.35(1/4")			
		Gas line	φ 9.52(3/8")			φ 12.7(1/2")
Refrigerant			R410A			
Clean filter			Allergen Clear Filter × 1, Photocatalytic Washable Deodorizing Filter × 1			

The data are measured under the following conditions(ISO-T1). Cooling: Indoor temp. of 27°CDB, 19°CWB, and outdoor temp. of 35°CDB. Heating: Indoor temp. of 20°CDB, and outdoor temp. of 7°CDB, 6°CWB. * Indicates the value in an anechoic chamber. During operation these values are somewhat higher due to ambient conditions.

The industry's highest COP levels

Our new models, SRK20/25/35ZJX-S have reached the highest level of COP (coefficient of performance) in the industry with full model change for both indoor and outdoor units, utilizing advanced technology which have been applied for our larger models SRK50/60ZJX-S1.



Movable air inlet panel

Applying a movable air inlet panel, minimization of air resistance and advanced design are realized.

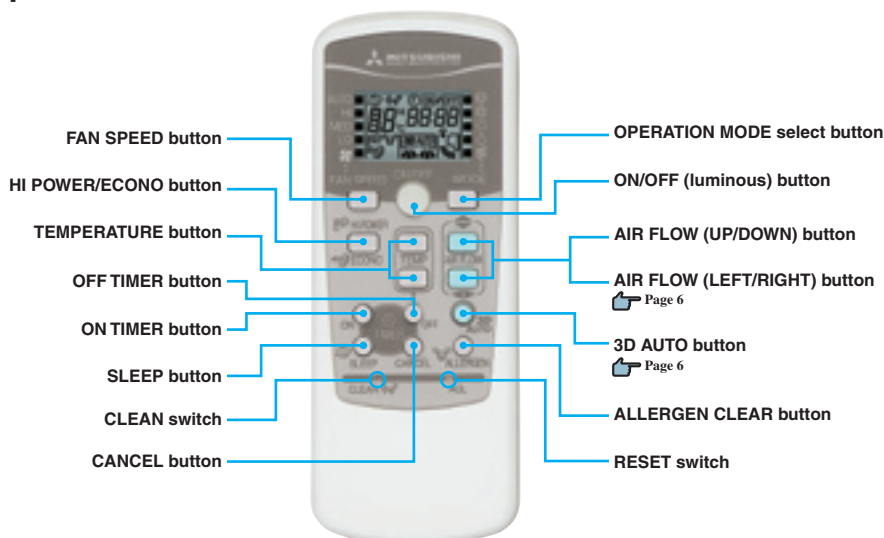


Unification of indoor unit design

All the ZJX series have the same design for indoor units with a sophisticated flat front panel.

Remote control

Operation section



The above LCD shows all operation, but in practice only the relevant items are shown.

INVERTER HEAT PUMP MODEL (High COP)



SRK-ZK

Wall Mounted type



SRK63ZK-S
SRK71ZK-S



SRK63ZK-S, SRK71ZK-S, SRK80ZK-S



SRK71ZK-S can be selected for use as indoor units in the combination with SCM Multi system outdoor unit.

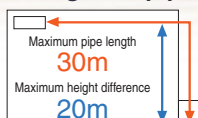


Standard equipment



SRC63ZK-S, SRC71ZK-S
SRC80ZK-S

Refrigerant pipe length



SRK63ZK-S
SRK71ZK-S
SRK80ZK-S

FUNCTION



Comfortable Functions



Comfortable Air Flow Functions



Convenient & Economy Functions



Maintenance & Prevention Functions



Others



SPECIFICATIONS

Model (Indoor unit/Outdoor unit)		SRK63ZK-S SRC63ZK-S	SRK71ZK-S SRC71ZK-S	SRK80ZK-S SRC80ZK-S
Power supply		1Phase, 220/230/240V, 50Hz		
Nominal cooling capacity	ISO-T1(JIS)	kW	6.3(2.15~7.1)	7.1(2.15~8.0)
Nominal heating capacity	ISO-T1(JIS)	kW	7.1(1.7~9.5)	8.0(1.6~10.0)
Cooling input	at 230V	kW	1.76(0.54~2.30)	2.16(0.54~2.80)
Heating input	at 230V	kW	1.79(0.37~3.30)	2.14(0.37~3.40)
Energy label	Cooling /Heating	A/A		B/B
EER (in cooling)		3.58	3.29	3.02
COP (in heating)		3.97	3.74	3.53
Running current	Cooling	A	8.3/8.0/7.6	10.1/9.7/9.3
	Heating	A	8.5/8.1/7.8	10.1/9.7/9.3
Inrush current (Max)		A	8.5/8.1/7.8(17)	10.1/9.7/9.3(17)
Sound power level *	Cooling(Indoor/Outdoor)	dB(A)	59/62	60/66
	Heating(Indoor/Outdoor)	dB(A)	60/63	61/63
Sound pressure level *	Cooling(Indoor)	dB(A)	Hi:47 Me:43 Lo:37 Ulo:26	Hi:49 Me:45 Lo:39 Ulo:26
	Heating(Indoor)	dB(A)	Hi:44 Me:41 Lo:36 Ulo:33	Hi:46 Me:43 Lo:38 Ulo:35
Air flow	Indoor	Cooling	Hi:18.5 Me:16.0 Lo:13.0 Ulo:8.0	Hi:19.5 Me:17.5 Lo:14.0 Ulo:8.0
		Heating	Hi:20.5 Me:18.0 Lo:14.5 Ulo:12.5	Hi:21.5 Me:19.5 Lo:15.5 Ulo:14.0
Exterior dimensions (HxWxD)	Indoor	mm	318X1098X248	
	Outdoor	mm	750X880(+88)X340	
Net weight	Indoor/Outdoor	kg	15/57	
Refrigerant piping	O.D	Liquid line	φ 6.35(1/4")	
		Gas line	φ 15.88(5/8")	
Refrigerant			R410A	
Clean filter			Allergen clear filterX1, Photocatalytic washable deodorizing filterX1	

The data are measured under the following conditions(ISO-T1). Cooling: Indoor temp. of 27°CDB, 19°CWB, and outdoor temp. of 35°CDB. Heating: Indoor temp. of 20°CDB, and outdoor temp. of 7°CDB, 6°CWB. * Indicates the value in anechoic chamber.During operation these values are somewhat higher due to ambient conditions.

INVERTER HEAT PUMP MODEL (High COP)

Premium Plus Series

SRK-ZJR

Wall Mounted type



SRK25ZJR-S, SRK35ZJR-S



SRK25/35ZJR-S can be selected for use as indoor units in the combination with SCM Multi system outdoor unit.

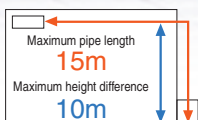


Standard equipment



SRC25ZJR-S, SRC35ZJR-S

Refrigerant pipe length



SRK25ZJR-S
SRK35ZJR-S

FUNCTION



Comfortable Functions



Comfortable Air Flow Functions



Convenient & Economy Functions



Maintenance & Prevention Functions



Others



SPECIFICATIONS

Model (Indoor unit/Outdoor unit)		SRK25ZJR-S SRC25ZJR-S	SRK35ZJR-S SRC35ZJR-S
Power supply		1Phase, 220/230/240V, 50Hz	
Nominal cooling capacity	ISO-T1 (JIS)	kW	2.5(1.0-2.9)
Nominal heating capacity	ISO-T1 (JIS)	kW	3.2(1.2-4.6)
Cooling input	at 230V	kW	0.575(0.21~0.81)
Heating input	at 230V	kW	0.70(0.27~1.36)
Energy label	Cooling /Heating	A/A	
EER (In cooling)		4.35	3.63
COP (In heating)		4.57	4.02
Running current	Cooling	A	3.0/2.9/2.8
	Heating	A	3.5/3.3/3.2
Inrush current (Max)		A	3.5/3.3/3.2(9)
Sound power level *	Cooling(Indoor/Outdoor)	dB(A)	49/58
	Heating(Indoor/Outdoor)	dB(A)	55/59
Sound pressure level *	Cooling(Indoor)	dB(A)	Hi:34 Me:28 Lo:21
	Heating(Indoor)	dB(A)	Hi:39 Me:31 Lo:24
Air flow	Indoor	Cooling	Hi:7.9 Me:6.0 Lo:5.0
		Heating	Hi:11.0 Me:6.5 Lo:5.1
	Outdoor		Cooling:29.5 Heating:27.0
Exterior dimensions (H×W×D)	Indoor	mm	294×798×229
	Outdoor	mm	595×780(+62)×290
Net weight	Indoor/Outdoor	kg	9.5/38
Refrigerant piping	O.D	Liquid line	mm(in)
		Gas line	mm(in)
Refrigerant			φ 6.35 (1/4") φ 9.52 (3/8")
Clean filter			R410A Allergen Clear Filter × 1, Photocatalytic Washable Deodorizing Filter × 1

The data are measured under the following conditions(ISO-T1). Cooling: Indoor temp. of 27°CDB, 19°CWB, and outdoor temp. of 35°CDB. Heating: Indoor temp. of 20°CDB, and outdoor temp. of 7°CDB, 6°CWB. * Indicates the value in anechoic chamber. During operation these values are somewhat higher due to ambient conditions.

INVERTER HEAT PUMP MODEL (High COP)



SRK-ZJ

Wall Mounted type

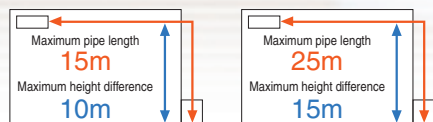


SRK20ZJ-S, SRK25ZJ-S
SRK35ZJ-S, SRK50ZJ-S



All SRK-ZJ series can be selected for use as indoor units in the combination with SCM Multi system outdoor unit.

Refrigerant pipe length



SRK20ZJ-S, SRK25ZJ-S
SRK35ZJ-S

SRK50ZJ-S



Standard equipment



SRC20ZJ-S, SRC25ZJ-S
SRC35ZJ-S



SRC50ZJ-S

FUNCTION



Comfortable Functions



Comfortable Air Flow Functions



Convenient & Economy Functions



Maintenance & Prevention Functions



Others



SPECIFICATIONS

Model (Indoor unit/Outdoor unit)		SRK20ZJ-S SRC20ZJ-S	SRK25ZJ-S SRC25ZJ-S	SRK35ZJ-S SRC35ZJ-S	SRK50ZJ-S SRC50ZJ-S		
Power supply		1Phase, 220/230/240V, 50Hz					
Nominal cooling capacity	ISO-T1(JIS)	kW	2.0(1.0~2.7)	2.5(1.0~2.9)	3.5(1.0~3.8)	5.0(1.6~5.5)	
Nominal heating capacity	ISO-T1(JIS)	kW	2.7(1.2~3.9)	3.2(1.2~4.2)	4.0(1.3~4.8)	5.8(1.6~6.6)	
Cooling input	at 230V	kW	0.44(0.21~0.77)	0.62(0.21~0.88)	1.01(0.21~1.24)	1.55(0.40~2.20)	
Heating input	at 230V	kW	0.62(0.27~1.38)	0.80(0.27~1.36)	1.00(0.29~1.45)	1.59(0.42~2.10)	
Energy label	Cooling/Heating	A/A					
EER (In cooling)			4.55	4.03	3.47	3.23	
COP (In heating)			4.35	4.00	4.00	3.65	
Running current	Cooling	A	2.5/2.4/2.3	3.2/3.1/3.0	4.9/4.7/4.5	7.1/6.8/6.5	
	Heating	A	3.2/3.1/3.0	4.0/3.8/3.7	4.9/4.7/4.5	7.3/7.0/6.7	
Inrush current (Max)		A	3.2/3.1/3.0(9)	4.0/3.8/3.7(9)	4.9/4.7/4.5(9)	7.3/7.0/6.7(14)	
Sound power level *	Cooling(Indoor/Outdoor)	dB(A)	49/59	50/60	58/62	61/61	
	Heating(Indoor/Outdoor)	dB(A)	52/58	55/61	59/63	61/63	
Sound pressure level *	Cooling(Indoor)	dB(A)	Hi:33 Me:27 Lo:21	Hi:34 Me:28 Lo:21	Hi:42 Me:32 Lo:22	Hi:46 Me:37 Lo:26	
	Heating(Indoor)	dB(A)	Hi:36 Me:31 Lo:24	Hi:39 Me:31 Lo:24	Hi:43 Me:37 Lo:25	Hi:45 Me:37 Lo:31	
Air flow	Indoor	CMM	Cooling	Hi:7.8 Me:5.6 Lo:4.8	Hi:7.9 Me:6.0 Lo:5.0	Hi:10.1 Me:6.4 Lo:5.0	Hi:11.3 Me:7.8 Lo:5.3
	Heating		Hi:9.8 Me:6.3 Lo:5.0	Hi:10.6 Me:6.5 Lo:5.1	Hi:12.8 Me:9.4 Lo:6.1	Hi:13.5 Me:10.2 Lo:7.5	
	Outdoor		Cooling:29.5 Heating:25.6	Cooling:32.1 Heating:25.6	Cooling:31.5 Heating:27.8	Cooling:36.0 Heating:36.0	
Exterior dimensions (H×W×D)	Indoor	mm	294×798×229				
	Outdoor	mm	540×780(+62)×290			640×800(+71)×290	
Net weight	Indoor/Outdoor	kg	9.5/32		9.5/35	9.5/42	
Refrigerant piping	O.D	Liquid line	mm(in)			φ6.35 (1/4")	
		Gas line	mm(in)			φ 9.52 (3/8")	φ 12.7 (1/2")
Refrigerant			R410A				
Clean filter			Allergen Clear Filter × 1, Photocatalytic Washable Deodorizing Filter × 1				

The data are measured under the following conditions(ISO-T1). Cooling: Indoor temp. of 27°CDB, 19°CWB, and outdoor temp. of 35°CDB. Heating: Indoor temp. of 20°CDB, and outdoor temp. of 7°CDB, 6°CWB.
* Indicates the value in an anechoic chamber. During operation these values are somewhat higher due to ambient conditions.

INVERTER HEAT PUMP MODEL

Standard Series

SRK-ZJP

Wall Mounted type



NEW

SRK25ZJP-S1, SRK35ZJP-S1
SRK50ZJP-S1



Standard equipment

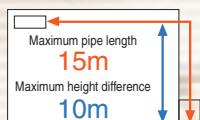


SRK25ZJP-S1
SRC35ZJP-S1

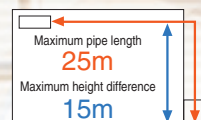


SRK50ZJP-S1

Refrigerant pipe length



SRK25ZJP-S1
SRK35ZJP-S1



SRK50ZJP-S1

FUNCTION



Comfortable Functions



Comfortable Air Flow Functions



Convenient & Economy Functions



Maintenance & Prevention Functions



Others



SPECIFICATIONS

Model (Indoor unit/Outdoor unit)			SRK25ZJP-S1 SRC25ZJP-S1	SRK35ZJP-S1 SRC35ZJP-S1	SRK50ZJP-S1 SRC50ZJP-S1
Power supply			1Phase, 220/230/240V, 50Hz		
Nominal cooling capacity	ISO-T1 (JIS)	kW	2.5(1.0~2.7)	3.5(1.0~3.7)	5.0(1.7~5.5)
Nominal heating capacity	ISO-T1 (JIS)	kW	2.8(1.3~4.1)	3.8(1.4~4.7)	5.6(1.8~6.1)
Cooling input	at 230V	kW	0.76(0.22~0.89)	1.03(0.21~1.24)	1.56(0.40~2.20)
Heating input	at 230V	kW	0.68(0.27~1.38)	0.96(0.28~1.41)	1.55(0.36~2.00)
Energy label			Cooling/Heating		
EER (In cooling)			3.29	3.40	3.21
COP (In heating)			4.12	3.96	3.61
Running current	Cooling	A	3.9/3.7/3.5	5.0/4.8/4.6	7.7/7.4/7.1
	Heating	A	3.6/3.4/3.2	4.7/4.5/4.3	7.6/7.3/7.0
Inrush current (Max)		A	3.9/3.7/3.5(9)	5.0/4.8/4.6(9)	7.7/7.4/7.1(14)
Sound power level *	Cooling(Indoor/Outdoor)	dB(A)	49/57	52/58	64/64
	Heating(Indoor/Outdoor)	dB(A)	51/58	57/62	65/66
Sound pressure level *	Cooling(Indoor)	dB(A)	Hi:36 Me:30 Lo:22	Hi:39 Me:32 Lo:23	Hi:49 Me:39 Lo:26
	Heating(Indoor)	dB(A)	Hi:35 Me:30 Lo:26	Hi:41 Me:36 Lo:27	Hi:49 Me:40 Lo:36
Air flow	Indoor	CMM	Cooling	Hi:8.0 Me:6.2 Lo:4.5	Hi:12.0 Me:8.5 Lo:4.7
	Heating		Hi:9.3 Me:7.8 Lo:6.6	Hi:13.9 Me:10.7 Lo:9.4	
Outdoor			Cooling:29.5 Heating:25.6	Cooling:27.8 Heating:27.8	Cooling:37.7 Heating:35.5
Exterior dimensions (H×W×D)	Indoor	mm	268×790×224		
	Outdoor	mm	540×780(+62)×290		
Net weight	Indoor/Outdoor	kg	8.5/31	8.5/34	8.5/36
	Refrigerant piping size	O.D	Liquid line	φ 6.35 (1/4")	
		Gas line	φ 9.52 (3/8")		
Refrigerant			R410A		
Clean filter			-		

The data are measured under the following conditions(ISO-T1). Cooling: Indoor temp. of 27°CDB, 19°CWB, and outdoor temp. of 35°CDB. Heating: Indoor temp. of 20°CDB, and outdoor temp. of 7°CDB, 6°CWB.
* Indicates the value in an anechoic chamber. During operation these values are somewhat higher due to ambient conditions.

CONSTANT SPEED HEAT PUMP MODEL

SRK-HG

Wall Mounted type

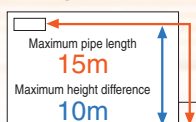


SRK20HG-S
SRK28HG-S



SRK20HG-S, SRK28HG-S, SRK40HG-S

Refrigerant pipe length



SRK20HG-S
SRK28HG-S
SRK40HG-S

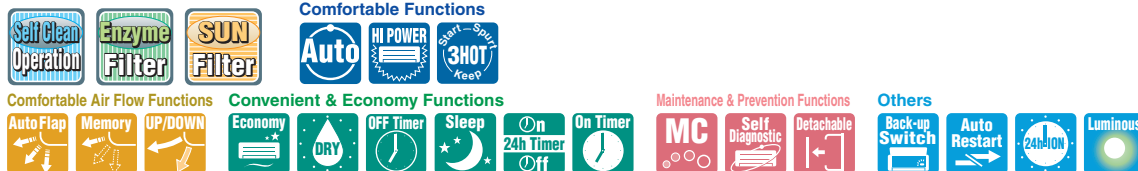


Standard equipment



SRC20HG-S, SRC28HG-S,
SRC40HG-S

FUNCTION



SPECIFICATIONS

Item		Model (Indoor unit/Outdoor unit)		SRK20HG-S SRC20HG-S	SRK28HG-S SRC28HG-S	SRK40HG-S SRC40HG-S
Power supply				1Phase, 220/230/240V, 50Hz		
Nominal cooling capacity	ISO-T1 (JIS)	kW		2.07	2.6	3.6
Nominal heating capacity	ISO-T1 (JIS)	kW		2.22	2.8	3.92
Cooling input	at 230V	kW		0.64	0.81	1.12
Heating input	at 230V	kW		0.61	0.77	1.15
Energy label	Cooling/Heating			A/A		A/B
EER (In cooling)				3.23	3.21	3.21
COP (In heating)				3.64	3.64	3.41
Running current	Cooling	A		3.1/3.0/2.9	3.8/3.7/3.6	5.3/5.2/5.1
	Heating	A		3.0/2.9/2.8	3.7/3.5/3.3	5.4/5.3/5.2
Inrush current		A		18.9	17.2	25.2
Sound power level *	Cooling(Indoor/Outdoor)	dB(A)		52/60	55/60	56/63
	Heating(Indoor/Outdoor)	dB(A)		52/60	56/60	57/66
Sound pressure level *	Cooling(Indoor)	dB(A)		Hi:34 Me:30 Lo:27	Hi:39 Me:33 Lo:30	Hi:40 Me:38 Lo:34
	Heating(Indoor)	dB(A)		Hi:34 Me:31 Lo:27	Hi:40 Me:33 Lo:29	Hi:40 Me:38 Lo:34
Air flow(Hi)	Indoor	Cooling	CMM	7.5	8.5	9.0
		Heating		7.5	10	10.0
	Outdoor			Cooling:27 Heating:27	Cooling:29 Heating:29	Cooling:32.0 Heating:32.0
Exterior dimensions (H×W×D)	Indoor	mm	268×790×199			
	Outdoor	mm	540×780(+62)×290			
Net weight	Indoor/Outdoor	kg	8.5/29	8.5/31	8.5/38	
Refrigerant piping	O.D	Liquid line	mm(in)	φ 6.35 (1/4")		
		Gas line	mm(in)	φ 9.52 (3/8")		
Refrigerant			R410A			
Clean filter			Natural Enzyme Filter×1 Photocatalytic Washable Deodorizing Filter×1			

The data are measured under the following conditions(ISO-T1). Cooling: Indoor temp. of 27°CDB, 19°CWB, and outdoor temp. of 35°CDB. Heating: Indoor temp. of 20°CDB, and outdoor temp. of 7°CDB, 6°CWB.
* Indicates the value in an anechoic chamber. During operation these values are somewhat higher due to ambient conditions.

CONSTANT SPEED HEAT PUMP MODEL

SRK-HE

Wall Mounted type



SRK50HE-S1
SRK56HE-S1
SRK71HE-S1



SRK50HE-S1, SRK56HE-S1



Standard equipment

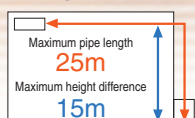


SRK63HE-S1, SRK71HE-S1



Standard equipment

Refrigerant pipe length



SRK50HE-S1 SRK63HE-S1
SRK56HE-S1 SRK71HE-S1



SRC50HE-S1, SRC56HE-S1,
SRC63HE-S1



SRC71HE-S1

FUNCTION



Comfortable Functions



Comfortable Air Flow Functions



Convenient & Economy Functions



Maintenance & Prevention Functions



Others



SPECIFICATIONS

Model (Indoor unit/Outdoor unit)			SRK50HE-S1 SRC50HE-S1	SRK56HE-S1 SRC56HE-S1	SRK63HE-S1 SRC63HE-S1	SRK71HE-S1 SRC71HE-S1
Power supply			1Phase, 220/230/240V, 50Hz			
Nominal cooling capacity	ISO-T1 (JIS)	kW	4.7	5.1	6.3	7.1
Nominal heating capacity	ISO-T1 (JIS)	kW	5.3	5.8	6.7	7.5
Cooling input	at 230V	kW	1.41	1.59	2.19	2.21
Heating input	at 230V	kW	1.40	1.58	1.85	2.07
Energy label			A/A			
EER (In cooling)			3.33	3.21	2.88	3.21
COP (In heating)			3.79	3.67	3.62	3.62
Running current	Cooling	A	6.5/6.3/6.0	7.3/7.1/6.8	10.9/10.5/10.0	11.0/10.6/10.1
	Heating	A	6.5/6.2/6.0	7.4/7.1/6.8	9.2/8.8/8.5	10.3/9.9/9.5
Inrush current		A	39.6	45.2	53	49
Sound power level *	Cooling (Indoor/Outdoor)	dB(A)	58/63	59/64	59/65	59/69
	Heating (Indoor/Outdoor)	dB(A)	61/64	61/65	60/65	60/70
Sound pressure level *	Cooling (Indoor)	dB(A)	Hi:43 Me:39 Lo:34	Hi:44 Me:40 Lo:35	Hi:44 Me:40 Lo:37	Hi:45 Me:41 Lo:38
	Heating (Indoor)	dB(A)	Hi:44 Me:39 Lo:35	Hi:44 Me:39 Lo:35	Hi:45 Me:41 Lo:37	Hi:46 Me:41 Lo:38
Air flow (Hi)	Indoor	Cooling	10			
		Heating	12.5			
	Outdoor		Cooling:38.0 Heating:38.0	Cooling:38.0 Heating:38.0	Cooling:42.0 Heating:42.0	Cooling:60.0 Heating:60.0
Exterior dimensions (H×W×D)	Indoor	mm	298×840×259			318×1098×248
	Outdoor	mm	640×850(+65)×290			
Net weight	Indoor/Outdoor	kg	12/44	12/44	15/47	15/68
Refrigerant piping	O.D	Liquid line	φ 6.35 (1/4")			
		Gas line	φ 12.7 (1/2")			
Refrigerant			R410A			
Clean filter			Natural Enzyme Filter×1 Photocatalytic Washable Deodorizing Filter×1			

The data are measured under the following conditions (ISO-T1). Cooling: Indoor temp. of 27°CDB, 19°CWB, and outdoor temp. of 35°CDB. Heating: Indoor temp. of 20°CDB, and outdoor temp. of 7°CDB, 6°CWB.
* Indicates the value in anechoic chamber. During operation these values are somewhat higher due to ambient conditions.

INVERTER HEAT PUMP MODEL (High COP)

SRF-ZJX

Floor Standing type



Standard equipment



SRC25ZJX-S, SRC35ZJX-S



SRC50ZJX-S



SRF25ZJX-S, SRF35ZJX-S, SRF50ZJX-S1

The highest COP level in the industry

Our experience, research and development efforts with the floor standing series have realized the highest COP level in the industry and all models clear A class level by wide margin. Indoor units are totally new design with optimum balance of air outlet direction and sufficient air flow volume.

FUNCTION



Comfortable Functions



Comfortable Air Flow Functions



Convenient & Economy Functions



Maintenance & Prevention Functions



Others



SPECIFICATIONS

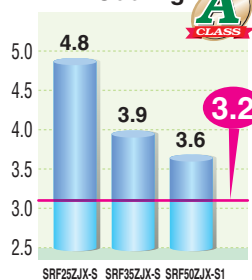
Model (Indoor unit/Outdoor unit)		SRF25ZJX-S SRC25ZJX-S	SRF35ZJX-S SRC35ZJX-S	SRF50ZJX-S1 SRC50ZJX-S
Power supply		1Phase, 220/230/240V, 50Hz		
Nominal cooling capacity	ISO-T1 (JIS) kW	2.5(0.9~3.2)	3.5(0.9~4.1)	5.0(1.1~5.2)
Nominal heating capacity	ISO-T1 (JIS) kW	3.4(0.9~4.7)	4.5(0.9~5.1)	6.0(0.6~6.9)
Cooling input	at 230V kW	0.521(0.19~0.82)	0.890(0.19~1.26)	1.390(0.2~1.70)
Heating input	at 230V kW	0.723(0.23~1.20)	1.124(0.23~1.43)	1.540(0.2~2.15)
Energy label	Cooling/Heating	A/A		
EER (In cooling)		4.80	3.93	3.60
COP (In heating)		4.70	4.00	3.90
Running current	Cooling	A	2.6/2.5/2.4	4.1/3.9/3.7
	Heating	A	3.6/3.4/3.3	5.2/4.9/4.7
Inrush current (Max)	A	3.6/3.4/3.3(8.0)	5.2/4.9/4.7(8.0)	7.1/6.8/6.5(15)
Sound power level *	Cooling(Indoor/Outdoor)	dB(A)	51/60	52/63
	Heating(Indoor/Outdoor)	dB(A)	51/60	52/62
Sound pressure level *	Cooling(Indoor)	dB(A)	Hi:40 Me:32 Lo:26	Hi:41 Me:34 Lo:28
	Heating(Indoor)	dB(A)	Hi:40 Me:35 Lo:28	Hi:41 Me:36 Lo:31
Air flow	Indoor	Cooling	Hi:9.0 Me:7.6 Lo:5.8	Hi:9.2 Me:7.8 Lo:6.4
		Heating	Hi:10.5 Me:8.2 Lo:6.6	Hi:10.7 Me:8.3 Lo:7.4
Outdoor		CMM	Cooling:29.5 Heating:27.0	Cooling:32.5 Heating:29.5
Exterior dimensions (H×W×D)	Indoor	mm	600×860×238	
	Outdoor	mm	595×780(+62)×290	
Net weight	Indoor/Outdoor	kg	18/38	19/38
Refrigerant piping	O.D	Liquid line	φ 6.35 (1/4")	
		Gas line	φ 9.52 (3/8")	
Refrigerant			R410A	
Clean filter			Natural Enzyme Filter×1 Photocatalytic Washable Deodorizing Filter×1	

The data are measured under the following conditions(ISO-T1). Cooling: Indoor temp. of 27°CDB, 19°CWB, and outdoor temp. of 35°CDB. Heating: Indoor temp. of 20°CDB, and outdoor temp. of 7°CDB, 6°CWB. * Indicates the value in anechoic chamber. During operation these values are somewhat higher due to ambient conditions.

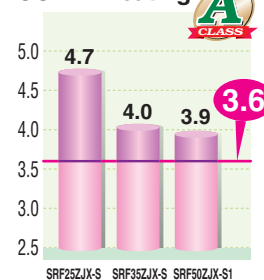


All SRF-ZJX series can be selected for use as indoor units in the combination with SCM Multi system outdoor unit.

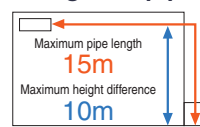
EER in Cooling



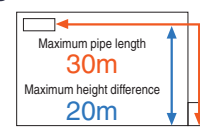
COP in Heating



Refrigerant pipe length



SRF25ZJX-S, SRF35ZJX-S



SRF50ZJX-S1

Sophisticated Design

With classy semi flat front panel in chic white, the new series fit in various kinds of rooms and create relaxing atmosphere. Choice of wall hanging, floor standing or behind gallery installation is available.

Quiet Operation

Thanks to optimum balance of air outlet direction and sufficient air flow volume, the sound level has been minimized. The level of SRF25ZIX-S in the cooling lo mode is 26dB(A) only.

Auto air outlet selection

Heating operation:

In case both lower and upper outlets operation with Auto fan speed mode is selected, the lower outlet will be kept for twenty minutes after the start or until room temperature is close to reaching the setting point. And then the air outlet will change to both outlets. That state will be maintained until the switch is turned off.

Automatic adjustment of lower air outlet direction prevents stirring up of warm air and keeps optimum comfort at floor level.



Cooling operation:

In case both lower and upper outlets operation is selected in Cooling or Dry operation, both outlets will be kept for sixty minutes after the start or until room temperature is below the setting point. And then the air outlet will change to the upper outlet. That state will be maintained until switch is turned off.

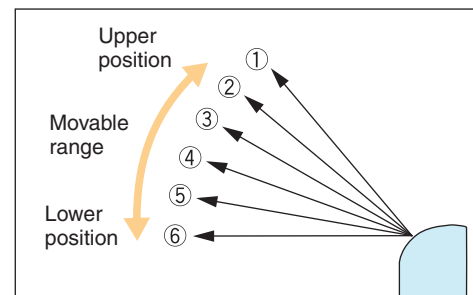
In case both outlets operation with Auto fan speed mode is selected, the upper outlet will be kept for ten minutes after the start or until room temperature is close to reaching the setting point. And then the air outlet will change to both outlets in order to spread comfort air to every corner.



Flap control system

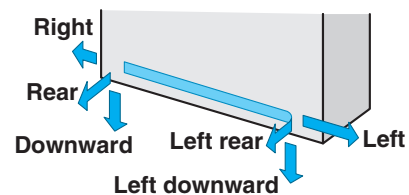
Selection of position is possible. A flap can be set at different angles.

*RCH-E3 is not applicable to the Flap control system.



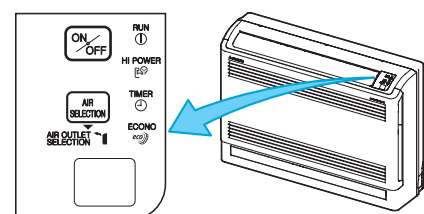
Installation workability

Piping and drain hose connection can be selected out of 6-directions.



Convenient to use operation

Besides on/off operation, simultaneous lower and upper air outlets or upper outlet can be selected by air flow direction button. Further control can be arranged by a remote control.



INVERTER HEAT PUMP MODEL (High COP)

SRR-ZJ

Ceiling Concealed type



SRR25ZJ-S, SRR35ZJ-S

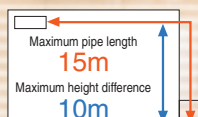


Standard equipment



SRR25/35ZJ can be selected for use as indoor units in the combination with SCM Multi system outdoor unit.

Refrigerant pipe length



SRR25ZJ-S
SRR35ZJ-S



SRC25ZJX-S, SRC35ZJX-S

OPTIONAL PARTS FOR DUCTED TYPE



FUNCTION



Comfortable Functions



Convenient & Economy Functions



Maintenance & Prevention Functions



Others



SPECIFICATIONS

Model (Indoor unit/Outdoor unit)		SRR25ZJ-S SRC25ZJX-S		SRR35ZJ-S SRC35ZJX-S	
Power supply		1Phase, 220/230/240V, 50Hz			
Nominal cooling capacity	ISO-T1 (JIS)	kW	2.5(0.9~3.2)	3.5(0.9~4.1)	
Nominal heating capacity	ISO-T1 (JIS)	kW	3.4(0.9~4.7)	4.2(0.9~5.1)	
Cooling input	at 230V	kW	0.58(0.19~0.82)	1.08(0.19~1.26)	
Heating input	at 230V	kW	0.75(0.23~1.20)	1.10(0.23~1.43)	
Energy label		Cooling/Heating			
EER (In cooling)			4.31	3.24	
COP (In heating)			4.53	3.82	
Running current	Cooling	A	2.9/2.8/2.7	5.0/4.7/4.5	
	Heating	A	3.7/3.6/3.4	5.1/4.8/4.6	
Inrush current (Max)		A	3.7/3.6/3.4(9)	5.1/4.8/4.6(9)	
Sound power level *	Cooling(Indoor/Outdoor)	dB(A)	54/60	56/62	
	Heating(Indoor/Outdoor)	dB(A)	55/60	57/62	
Sound pressure level *	Cooling(Indoor)	dB(A)	Hi:40 Me:35 Lo:29	Hi:42 Me:37 Lo:30	
	Heating(Indoor)	dB(A)	Hi:41 Me:38 Lo:31	Hi:43 Me:40 Lo:32	
Air flow	Indoor	Cooling	Hi:8.5 Me:7.0 Lo:5.0	Hi:9.0 Me:7.5 Lo:5.5	
		Heating	Hi:10.0 Me:9.0 Lo:6.5	Hi:11.0 Me:9.5 Lo:7.0	
	Outdoor		Cooling:29.5 Heating:27.0	Cooling:32.5 Heating:29.5	
Exterior dimensions (H×W×D)	Indoor	mm	230×740×455		
	Outdoor	mm	595×780(+62)×290		
Net weight		Indoor/Outdoor	kg	22/38	
Refrigerant piping	O.D	Liquid line	mm(in)	φ 6.35 (1/4")	
		Gas line	mm(in)	φ 9.52 (3/8")	
Refrigerant		R410A			
Clean filter		-			

The data are measured under the following conditions(ISO-T1). Cooling: Indoor temp. of 27°CDB, 19°CWB, and outdoor temp. of 35°CDB. Heating: Indoor temp. of 20°CDB, and outdoor temp. of 7°CDB, 6°CWB. * Indicates the value in an anechoic chamber. During operation these values are somewhat higher due to ambient conditions.

INVERTER HEAT PUMP MODEL (High COP)

FDTC-VF

4way Ceiling Cassette type



FDTC25VF
FDTC35VF
FDTC40VF
FDTC50VF



Fits into standard
600 x 600 ceiling



FDTC25VF, FDTC35VF,
FDTC40VF, FDTC50VF,
FDTC60VF

Individual flap control system

According to room temperature conditions, four directions of air flow can be controlled by individual flap as preferred. As individual flap control is available even after installation, installation area became wider than before.



All FDTC-VF series (except FDTC40VF) can be selected for use as indoor units in the combination with SCM Multi system outdoor unit.

Wired remote control



RC-E5(option) RCH-E3(option)

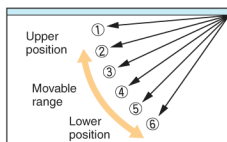
Wireless remote control



RCN-TC-24W-ER(option)

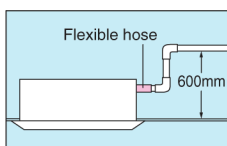
Flap control system

Selection of flap position is possible. Individual flaps can be set at different angles.



600mm Drain Pump is mounted

Drain can be discharged upward by 600mm from the ceiling surface close to the indoor unit. It allows a piping layout with a high degree of freedom depending on the installation location.

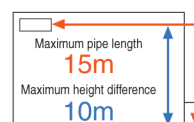


SRC25ZJX-S, SRC35ZJX-S

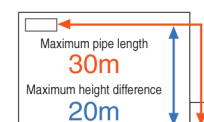


SRC40ZJX-S, SRC50ZJX-S,
SRC60ZJX-S

Refrigerant pipe length



FDTC25VF, FDTC35VF



FDTC40VF, FDTC50VF
FDTC60VF

FUNCTION

Comfortable Functions



Comfortable Air Flow Functions



Convenient & Economy Functions



Maintenance & Prevention Functions



Others



SPECIFICATIONS

Model (Indoor unit/Outdoor unit)			FDTC25VF SRC25ZJX-S	FDTC35VF SRC35ZJX-S	FDTC40VF SRC40ZJX-S	FDTC50VF SRC50ZJX-S	FDTC60VF SRC60ZJX-S
Power supply			1Phase, 220/230/240V, 50Hz				
Nominal cooling capacity	ISO-T1(JIS)	kW	2.55(0.9~3.2)	3.6(0.9~4.1)	4.0(1.1~4.7)	5.0(1.1~5.6)	5.6(1.1~6.3)
Nominal heating capacity	ISO-T1(JIS)	kW	3.45(0.9~4.7)	4.25(0.9~5.1)	4.5(0.6~5.4)	5.4(0.6~6.3)	6.7(0.6~6.7)
Cooling input	at 230V	kW	0.6	1.07	1.04	1.56	1.99
Heating input	at 230V	kW	0.84	1.16	1.10	1.45	2.07
Energy label			A/A				
EER (In cooling)			4.25	3.36	3.85	3.21	2.81
COP (In heating)			4.11	3.66	4.09	3.72	3.24
Running current	Cooling	A	3.0/2.9/2.8	4.9/4.7/4.5	4.6	6.9	8.3
	Heating	A	4.1/4.0/3.8	5.3/5.1/4.9	4.9	6.4	8.7
Inrush current (Max)		A	4.1(9)	5.3(9)	5(12)	5(15)	5(15)
Sound pressure level *	Cooling(Indoor)	dB(A)	Hi:36 Me:32 Lo:29	Hi:40 Me:36 Lo:30	Hi:42 Me:36 Lo:30	Hi:42 Me:36 Lo:30	Hi:46 Me:39 Lo:30
	Heating(Indoor)	dB(A)	Hi:38 Me:33 Lo:29.5	Hi:42 Me:35 Lo:32	Hi:42 Me:36 Lo:32	Hi:42 Me:36 Lo:32	Hi:46 Me:39 Lo:32
Air flow	Indoor	Cooling	Hi:9 Me:8 Lo:6.5	Hi:9.5 Me:9 Lo:7	Hi:11.5 Me:9 Lo:7		Hi:13.5 Me:10 Lo:7
		Heating	Hi:9.5 Me:8.5 Lo:7	Hi:10 Me:9 Lo:8	Hi:11.5 Me:9 Lo:8		Hi:13.5 Me:10 Lo:8
	Outdoor	CMM	Cooling:29.5 Heating:27.0	Cooling:32.5 Heating:29.5	Cooling: 36 Heating:33	Cooling:40 Heating:33	Cooling:41.5 Heating:39
Exterior dimensions (H×W×D)	Indoor	mm	Unit : 248×570×570 Panel : 35×700×700				
	Outdoor	mm	595×780(+62)×290		640×800(+71)×290		
Net weight	Indoor/Outdoor	kg	18.5(Unit:15 Panel:3.5)/38			18.5(Unit:15 Panel:3.5)/45	
Refrigerant piping	O.D	Liquid line	φ 6.35 (1/4")			φ 12.7 (1/2")	
		Gas line	φ 9.52 (3/8")			φ 12.7 (1/2")	
Refrigerant			R410A				
Panel			TC-PSA-25W-E				

The data are measured under the following conditions(ISO-T1). Cooling: Indoor temp. of 27°CDB, 19°CWB, and outdoor temp. of 35°CDB. Heating: Indoor temp. of 20°CDB, and outdoor temp. of 7°CDB, 6°CWB.


* Indicates the value in an anechoic chamber. During operation these values are somewhat higher due to ambient conditions.

※ Powerful-Hi can be selected. Sound level dB(A):25VF(Cooling:38 Heating:39), 35VF(Cooling:41 Heating:43), 40/50/60VF(Cooling:47 Heating:47), Airflow:25VF(Cooling:10 Heating:10.5), 35VF(Cooling:11 Heating:11.5), 40/50/60VF(Cooling:13.5 Heating:13.5)

Inverter Multi-split System



The multi-split system allows a single outdoor unit to service a range of configurations of up to six indoor unit ---- from a lineup of 8 units ranging from 6.0kW to 19.5kW.



ZJX,ZK, ZJR, ZJ
Wall Mounted type **SRK**



Ceiling Concealed type **SRR**



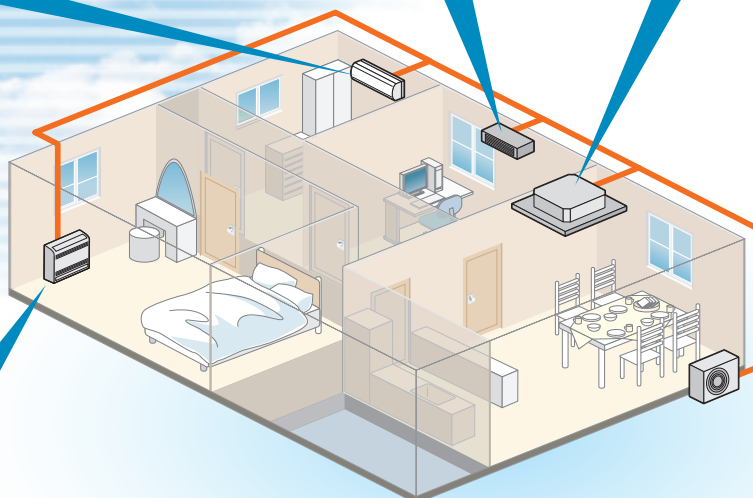
4way Ceiling Cassette type **FDTC**




Fits into standard 600 x 600 ceiling




Floor Standing type **SRF**



Ceiling Suspended type **FDEN**



Duct Connected type **FDUM**



OUTDOOR UNIT



SCM40ZJ-S, SCM45ZJ-S
SCM50ZJ-S1, SCM60ZJ-S1



SCM71ZJ-S1, SCM80ZJ-S1



SCM100ZJ-S1, SCM125ZJ-S1

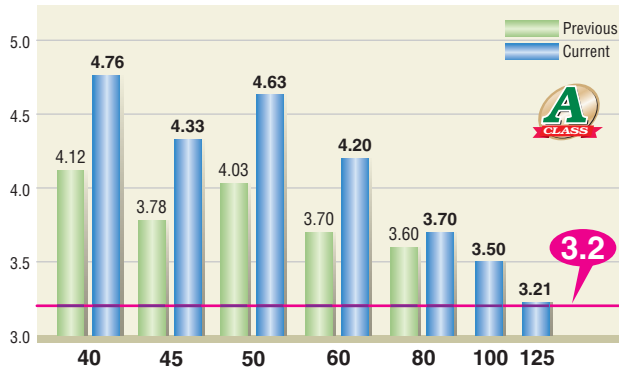
The industry's highest COP levels

Our new models, SCM40~125ZJ-S have realized the highest level of COP (coefficient of performance) in the industry with full model change to both of outdoor and indoor (SRK series) units.

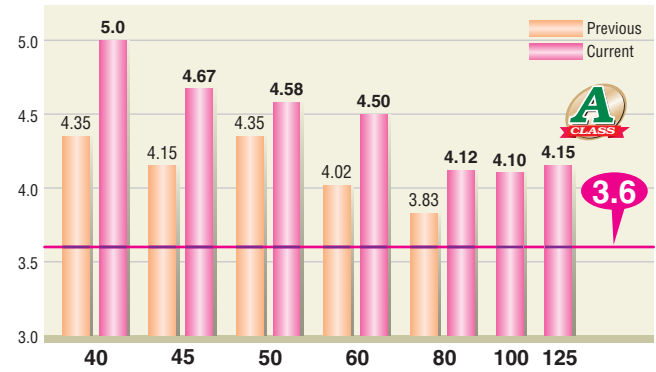
Outdoor unit uses new advanced compressors with new inverter control (Vector control) and new M shape fin.

Indoor units SRK series are the latest series, which are common to both of single and multi system, using the new heat exchanger and improved air flow system.

EER in Cooling



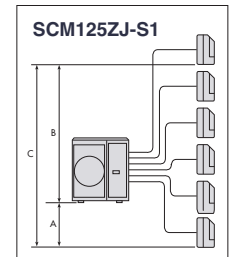
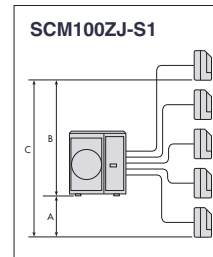
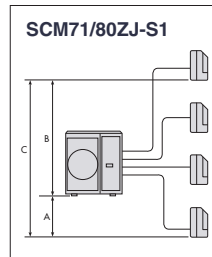
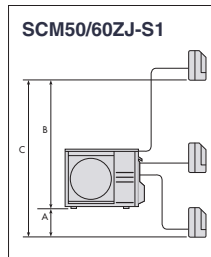
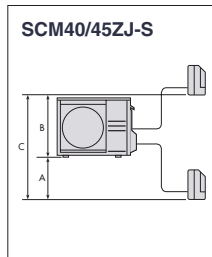
COP in Heating



PIPING LENGTH

Limit The maximum piping length of the refrigerant pipes for the outdoor units, and the maximum height difference for the outdoor units are as shown below.

	SCM40/45ZJ-S	SCM50/60ZJ-S1	SCM71/80ZJ-S1	SCM100/125ZJ-S1
length for one indoor unit	under 25m	under 25m	under 25m	under 25m
total length for all rooms	under 30m	under 40m	under 70m	under 90m
height difference	lower installation spot of the indoor unit (A)	under 15m	under 15m	under 20m
	upper installation spot of the indoor unit (B)	under 15m	under 15m	under 20m
	maximum height difference of the indoor units (C)	under 25m	under 25m	under 25m
length of precharged refrigerant pipe	30m	40m	40m	50m



OUTDOOR UNIT SPECIFICATIONS

Item	Model	For two rooms		For three rooms		For four rooms		For five rooms	For six rooms
		SCM40ZJ-S	SCM45ZJ-S	SCM50ZJ-S1	SCM60ZJ-S1	SCM71ZJ-S1	SCM80ZJ-S1	SCM100ZJ-S1	SCM125ZJ-S1
Power supply		1Phase, 220/230/240V, 50Hz							
Nominal cooling capacity	ISO-T1 kW	4.0(1.8~5.9)	4.5(1.8~6.4)	5.0(1.8~7.1)	6.0(1.8~7.5)	7.1(1.8~8.8)	8.0(1.8~9.2)	10.0(1.8~12.0)	12.5(1.8~14.0)
Nominal heating capacity	ISO-T1 kW	4.5(1.4~6.9)	5.6(1.4~7.4)	6.0(1.4~7.5)	6.8(1.5~7.8)	8.6(1.5~9.4)	9.3(1.5~9.8)	12.0(1.5~13.5)	13.5(1.5~14.0)
Cooling input	at 230V kW	0.84(0.49~1.90)	1.04(0.49~2.14)	1.08(0.50~2.15)	1.43(0.50~2.39)	1.74(0.48~2.75)	2.16(0.48~2.83)	2.86(0.65~4.03)	3.90(0.65~4.80)
Heating input	at 230V kW	0.90(0.47~2.30)	1.20(0.47~2.57)	1.31(0.48~2.58)	1.51(0.60~3.00)	2.00(0.60~3.35)	2.26(0.26~3.43)	2.93(0.70~3.40)	3.25(0.70~3.42)
Energy label	Cooling/Heating	A/A	A/A	A/A	A/A	A/A	A/A	A/A	A/A
EER (In cooling)		4.76	4.33	4.63	4.2	4.08	3.70	3.50	3.21
COP (In heating)		5.00	4.67	4.58	4.5	4.30	4.12	4.10	4.15
Running current	Cooling A	3.9/3.7/3.5	4.8/4.6/4.4	5.0/4.7/4.5	6.8/6.5/6.2	8.0/7.6/7.3	9.9/9.4/9.0	13.0/12.4/11.9	17.7/17.0/16.3
	Heating A	4.1/4.0/3.8	5.5/5.3/5.1	6.0/5.8/5.5	7.1/6.8/6.6	9.2/8.8/8.4	10.4/10.0/9.5	13.3/12.8/12.2	14.8/14.1/13.6
Inrush current (Max)	A	4.1/4.0/3.8(14)	5.5/5.3/5.1(14)	6.0/5.8/5.5(15)	7.1/6.8/6.6(17)	9.2/8.8/8.4(20)	10.4/10.0/9.5(20)	13.3/12.8/12.2(29)	17.7/17.0/16.3(29)
Sound power level *	Cooling dB(A)	60	60	62	63	65	66	68	69
	Heating dB(A)	62	62	65	65	66	66	71	72
Sound pressure level *	Cooling dB(A)	47	47	49	50	52	54	56	57
	Heating dB(A)	48	49	52	52	54	54	59	60
Air flow	Cooling CMM	40.0	40.0	41.0	42.0	56.0	56.0	75.0	75.0
	Heating CMM	40.0	40.0	41.0	42.0	56.0	56.0	75.0	82.0
Exterior dimensions (H×W×D)	mm	640×850(+65)×290				750×880(+73)×340		945×970(+73)×370	
Net weight	kg	47	47	48	49	62	92		
Refrigerant		R410A							
Total indoor units capacity	kW	6.0	7.0	8.5	11.0	12.5	13.5	16.0	19.5

The data are measured under the following conditions(ISO-T1). Cooling: Indoor temp. of 27°CDB, 19°CWB, and outdoor temp. of 35°CDB. Heating: Indoor temp. of 20°CDB, and outdoor temp. of 7°CDB, 6°CWB.

* Indicates the value in an anechoic chamber. During operation these values are somewhat higher due to ambient conditions.

Multi System INDOOR UNIT



SRK-ZJX

Wall Mounted type



Standard equipment

FUNCTION



Comfortable Air Flow Functions



Convenient & Economy Functions



Maintenance & Prevention Functions



Others



SPECIFICATIONS

Item	Model	SRK20ZJX-S	SRK25ZJX-S	SRK35ZJX-S	SRK50ZJX-S1	SRK60ZJX-S1
Nominal cooling capacity	ISO-T1 (JIS) kW	2.0	2.5	3.5	5.0	6.0
Nominal heating capacity	ISO-T1 (JIS) kW	3.0	3.4	4.5	5.8	6.8
Sound power level *	Cooling dB(A)	53	55	58	60	62
	Heating dB(A)	54	58	59	64	64
Sound pressure level *	Cooling dB(A)	Hi:39 Me:30 Lo:21	Hi:41 Me:31 Lo:22	Hi:43 Me:33 Lo:22	Hi:47 Me:40 Lo:27	Hi:51 Me:41 Lo:29
	Heating dB(A)	Hi:38 Me:33 Lo:25	Hi:41 Me:34 Lo:27	Hi:42 Me:35 Lo:27	Hi:48 Me:40 Lo:33	Hi:48 Me:41 Lo:34
Air flow	Cooling CMM	Hi:11.5 Me:8.0 Lo:5.0	Hi:12.5 Me:9.0 Lo:5.0	Hi:13.5 Me:9.5 Lo:5.0	Hi:13.5 Me:11.0 Lo:8.0	Hi:14.5 Me:12.5 Lo:8.5
	Heating CMM	Hi:12.0 Me:9.5 Lo:7.5	Hi:13.0 Me:10.0 Lo:7.5	Hi:14.0 Me:11.0 Lo:8.0	Hi:17.0 Me:14.5 Lo:10.5	Hi:17.5 Me:15.0 Lo:11.0
Exterior dimensions (H×W×D)	mm	309×890×220				
Net weight	kg	15				
Clean filter		Allergen Clear Filter × 1, Photocatalytic Washable Deodorizing Filter × 1				
Piping	Liquid line mm(in)	φ 6.35(1/4")				
	Gas line mm(in)	φ 9.52(3/8")			φ 12.7(1/2")	

The data are measured under the following conditions(ISO-T1). Cooling: Indoor temp. of 27°CDB, 19°CWB, and outdoor temp. of 35°CDB. Heating: Indoor temp. of 20°CDB, and outdoor temp. of 7°CDB, 6°CWB. * Indicates the value in an anechoic chamber. During operation these values are somewhat higher due to ambient conditions.



SRK-ZK

Wall Mounted type



Standard equipment

FUNCTION



Comfortable Air Flow Functions



Convenient & Economy Functions



Maintenance & Prevention Functions



Others



SPECIFICATIONS

Item	Model	SRK71ZK-S
Nominal cooling capacity	ISO-T1 (JIS) kW	7.1
Nominal heating capacity	ISO-T1 (JIS) kW	8.0
Sound power level *	Cooling dB(A)	60
	Heating dB(A)	61
Sound pressure level *	Cooling dB(A)	Hi:49 Me:45 Lo:39 Ulo:26
	Heating dB(A)	Hi:46 Me:43 Lo:38 Ulo:35
Air flow	Cooling CMM	Hi:19.5 Me:17.5 Lo:14.0 Ulo:8.0
	Heating CMM	Hi:21.5 Me:19.5 Lo:15.5 Ulo:14.0
Exterior dimensions (H×W×D)	mm	318×1098×248
Net weight	kg	15
Clean filter		Allergen Clear Filter × 1, Photocatalytic Washable Deodorizing Filter × 1
Piping	Liquid line mm(in)	φ 6.35(1/4")
	Gas line mm(in)	φ 15.88(5/8")

The data are measured under the following conditions(ISO-T1). Cooling: Indoor temp. of 27°CDB, 19°CWB, and outdoor temp. of 35°CDB. Heating: Indoor temp. of 20°CDB, and outdoor temp. of 7°CDB, 6°CWB. * Indicates the value in an anechoic chamber. During operation these values are somewhat higher due to ambient conditions.

Premium Plus Series

SRK-ZJR

Wall Mounted type



Standard equipment



FUNCTION



Comfortable Air Flow Functions



Convenient & Economy Functions



Maintenance & Prevention Functions



Others



SPECIFICATIONS

Item	Model	SRK25ZJR-S	SRK35ZJR-S
Nominal cooling capacity	ISO-T1(JIS) kW	2.5	3.5
Nominal heating capacity	ISO-T1(JIS) kW	3.4	4.5
Sound power level *	Cooling dB(A)	49	57
	Heating dB(A)	55	58
Sound pressure level *	Cooling dB(A)	Hi:34 Me:28 Lo:21	Hi:41 Me:32 Lo:22
	Heating dB(A)	Hi:39 Me:31 Lo:24	Hi:42 Me:37 Lo:25
Air flow	Cooling CMM	Hi:7.9 Me:6.0 Lo:5.0	Hi:10.1 Me:6.4 Lo:5.0
	Heating CMM	Hi:11.0 Me:6.5 Lo:5.1	Hi:12.8 Me:9.4 Lo:6.1
Exterior dimensions (H×W×D)	mm	294×798×229	
Net weight	kg	9.5	
Clean filter		Allergen Clear Filter × 1, Photocatalytic Washable Deodorizing Filter × 1	
Piping	Liquid line mm(in)	φ 6.35(1/4")	
	Gas line mm(in)	φ 9.52(3/8")	

The data are measured under the following conditions(ISO-T1). Cooling: Indoor temp. of 27°CDB, 19°CWB, and outdoor temp. of 35°CDB. Heating: Indoor temp. of 20°CDB, and outdoor temp. of 7°CDB, 6°CWB. * Indicates the value in an anechoic chamber. During operation these values are somewhat higher due to ambient conditions.

Premium Series

SRK-ZJ

Wall Mounted type



Standard equipment



FUNCTION



Comfortable Air Flow Functions



Convenient & Economy Functions



Maintenance & Prevention Functions



Others



SPECIFICATIONS

Item	Model	SRK20ZJ-S	SRK25ZJ-S	SRK35ZJ-S	SRK50ZJ-S
Nominal cooling capacity	ISO-T1(JIS) kW	2.0	2.5	3.5	5.0
Nominal heating capacity	ISO-T1(JIS) kW	3.0	3.4	4.5	5.8
Sound power level *	Cooling dB(A)	49	50	58	61
	Heating dB(A)	52	55	59	61
Sound pressure level *	Cooling dB(A)	Hi:33 Me:27 Lo:21	Hi:34 Me:28 Lo:21	Hi:42 Me:32 Lo:22	Hi:46 Me:37 Lo:26
	Heating dB(A)	Hi:36 Me:31 Lo:24	Hi:39 Me:31 Lo:24	Hi:43 Me:37 Lo:25	Hi:45 Me:37 Lo:31
Air flow	Cooling CMM	Hi:7.8 Me:5.6 Lo:4.8	Hi:7.9 Me:6.0 Lo:5.0	Hi:10.1 Me:6.4 Lo:5.0	Hi:11.3 Me:7.8 Lo:5.3
	Heating CMM	Hi:9.8 Me:6.3 Lo:5.0	Hi:10.6 Me:6.5 Lo:5.1	Hi:12.8 Me:9.4 Lo:6.1	Hi:13.5 Me:10.2 Lo:7.5
Exterior dimensions (H×W×D)	mm	294×798×229			
Net weight	kg	9.5			
Clean filter		Allergen Clear Filter × 1, Photocatalytic Washable Deodorizing Filter × 1			
Piping	Liquid line mm(in)	φ 6.35(1/4")			
	Gas line mm(in)	φ 9.52(3/8")			

The data are measured under the following conditions(ISO-T1). Cooling: Indoor temp. of 27°CDB, 19°CWB, and outdoor temp. of 35°CDB. Heating: Indoor temp. of 20°CDB, and outdoor temp. of 7°CDB, 6°CWB. * Indicates the value in an anechoic chamber. During operation these values are somewhat higher due to ambient conditions.

INVERTER MULTI-SPLIT SYSTEM

SRF-ZJX

Floor Standing type



Standard equipment



FUNCTION



SPECIFICATIONS

Item	Model		SRF25ZJX-S	SRF35ZJX-S	SRF50ZJX-S1
Nominal cooling capacity	ISO-T1(JIS)	kW	2.5	3.5	5.0
Nominal heating capacity	ISO-T1(JIS)	kW	3.4	4.5	5.8
Sound power level *	Cooling	dB(A)	51	52	58
	Heating	dB(A)	51	52	58
Sound pressure level *	Cooling	dB(A)	Hi:40 Me:32 Lo:26	Hi:41 Me:34 Lo:28	Hi:46 Me:42 Lo:32
	Heating	dB(A)	Hi:40 Me:35 Lo:28	Hi:41 Me:36 Lo:31	Hi:47 Me:41 Lo:33
Air flow	Cooling	CMM	Hi:9.0 Me:7.6 Lo:5.8	Hi:9.2 Me:7.8 Lo:6.4	Hi:11.5 Me:9.6 Lo:6.6
	Heating		Hi:10.5 Me:8.2 Lo:6.6	Hi:10.7 Me:8.3 Lo:7.4	Hi:12.0 Me:10.0 Lo:7.6
Exterior dimensions (H×W×D)	mm		600×860×238		
Net weight	kg		18	19	
Clean filter			Natural Enzyme Filter × 1 Photocatalytic Washable Deodorizing Filter × 1		
Piping	Liquid line	mm(in)	φ 6.35(1/4")		
	Gas line	mm(in)	φ 9.52(3/8")		

The data are measured under the following conditions(ISO-T1). Cooling: Indoor temp. of 27°CDB, 19°CWB, and outdoor temp. of 35°CDB. Heating: Indoor temp. of 20°CDB, and outdoor temp. of 7°CDB, 6°CWB. * Indicates the value in an anechoic chamber. During operation these values are somewhat higher due to ambient conditions.

SRR-ZJ

Ceiling Concealed type



Standard equipment

FUNCTION



OPTIONAL PARTS FOR DUCTED TYPE



SPECIFICATIONS

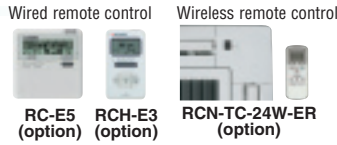
Item	Model		SRR25ZJ-S	SRR35ZJ-S	SRR50ZJ-S	SRR60ZJ-S
Nominal cooling capacity	ISO-T1(JIS)	kW	2.5	3.5	5.0	6.0
Nominal heating capacity	ISO-T1(JIS)	kW	3.4	4.5	5.8	6.8
Sound power level *	Cooling	dB(A)	54	56	60	63
	Heating	dB(A)	55	57	60	63
Sound pressure level *	Cooling	dB(A)	Hi:40 Me:35 Lo:29	Hi:42 Me:37 Lo:30	Hi:48 Me:42 Lo:33	Hi:51 Me:44 Lo:35
	Heating	dB(A)	Hi:41 Me:38 Lo:31	Hi:43 Me:40 Lo:32	Hi:48 Me:45 Lo:36	Hi:51 Me:47 Lo:38
Air flow	Cooling	CMM	Hi:8.5 Me:7.0 Lo:5.0	Hi:9.0 Me:7.5 Lo:5.5	Hi:10.5 Me:8.0 Lo:5.0	Hi:12.5 Me:9.0 Lo:5.5
	Heating	CMM	Hi:10.0 Me:9.0 Lo:6.5	Hi:11.0 Me:9.5 Lo:7.0	Hi:13.0 Me:11.5 Lo:7.5	Hi:15.0 Me:12.5 Lo:8.0
Exterior dimensions(H×W×D)	mm		230×740×455			
Net weight	kg		22			23
Piping	Liquid line	mm(in)	φ 6.35(1/4")			
	Gas line	mm(in)	φ 9.52(3/8")			

The data are measured under the following conditions(ISO-T1). Cooling: Indoor temp. of 27°CDB, 19°CWB, and outdoor temp. of 35°CDB. Heating: Indoor temp. of 20°CDB, and outdoor temp. of 7°CDB, 6°CWB. * Indicates the value in an anechoic chamber. During operation these values are somewhat higher due to ambient conditions.

FDTC-VF

4way Ceiling Cassette type

Fits into standard
600 x 600 ceiling



FUNCTION

Comfortable Functions



Comfortable Air Flow Functions



Convenient & Economy Functions



Maintenance & Prevention Functions



Others



SPECIFICATIONS

Item	Model	FDTC25VF	FDTC35VF	FDTC50VF	FDTC60VF
Nominal cooling capacity	ISO-T1(JIS) kW	2.5	3.5	5.0	6.0
Nominal heating capacity	ISO-T1(JIS) kW	3.4	4.5	5.8	6.8
Sound pressure level *	Cooling	dB(A) Hi:36 Me:32 Lo:29	Hi:40 Me:36 Lo:30	Hi:42 Me:36 Lo:30	Hi:46 Me:39 Lo:30
	Heating	dB(A) Hi:38 Me:33 Lo:29.5	Hi:42 Me:35 Lo:32	Hi:42 Me:36 Lo:32	Hi:46 Me:39 Lo:32
Air flow	Cooling	CMM Hi:9 Me:8 Lo:6.5	Hi:9.5 Me:9 Lo:7	Hi:11.5 Me:9 Lo:7	Hi:13.5 Me:10 Lo:7
	Heating	CMM Hi:9.5 Me:8.5 Lo:7	Hi:10 Me:9 Lo:8	Hi:11.5 Me:9 Lo:8	Hi:13.5 Me:10 Lo:8
Exterior dimensions (H×W×D)	Main unit	mm 248×570×570			
	Panel	mm 35×700×700			
Net weight	Main unit	kg 15			
	Panel	kg 3.5			
Piping	Liquid line	mm(in) ϕ 6.35(1/4")		ϕ 6.35(1/4")	
	Gas line	mm(in) ϕ 9.52(3/8")		ϕ 12.7(1/2")	


The data are measured under the following conditions(ISO-T1). Cooling: Indoor temp. of 27°CDB, 19°CWB, and outdoor temp. of 35°CDB. Heating: Indoor temp. of 20°CDB, and outdoor temp. of 7°CDB, 6°CWB.

* Indicates the value in an anechoic chamber. During operation these values are somewhat higher due to ambient conditions.

※ Powerful-Hi can be selected. Sound level dB(A):25VF(Cooling:38 Heating:39), 35VF(Cooling:41 Heating:43), 40/50/60VF(Cooling:47 Heating:47), Air flow:25VF(Cooling:10 Heating:10.5), 35VF(Cooling:11 Heating:11.5), 50/60VF(Cooling:13.5 Heating:13.5)

FDUM-VF

Duct Connected-Low/Middle Static Pressure-



Filter KIT
UM-FL1EF (option)

FUNCTION

Comfortable Functions



Convenient & Economy Functions



Maintenance & Prevention Functions



Others



SPECIFICATIONS

Item	Model	FDUM50VF
Nominal cooling capacity	ISO-T1(JIS) kW	5.0
Nominal heating capacity	ISO-T1(JIS) kW	5.8
Sound pressure level *	Cooling	dB(A) Hi:32 Me:29 Lo:26
	Heating	dB(A) Hi:32 Me:29 Lo:26
Air flow	Cooling	CMM Hi:10 Me:9 Lo:8
	Heating	CMM Hi:10 Me:9 Lo:8
Exterior dimensions (H×W×D)	mm	280×750×635
Net weight	kg	29
Air filter		Procure locally
Piping	Liquid line	mm(in) ϕ 6.35(1/4")
	Gas line	mm(in) ϕ 12.7(1/2")


The data are measured under the following conditions(ISO-T1). Cooling: Indoor temp. of 27°CDB, 19°CWB, and outdoor temp. of 35°CDB. Heating: Indoor temp. of 20°CDB, and outdoor temp. of 7°CDB, 6°CWB.

* Indicates the value in an anechoic chamber. During operation these values are somewhat higher due to ambient conditions.

※ Powerful-Hi can be selected. Sound pressure level dB(A):Cooling:37 Heating:37, Air flow:13CMM

FDEN-VF

Ceiling Suspended



FUNCTION

Comfortable Functions



Comfortable Air Flow Functions



Convenient & Economy Functions



Maintenance & Prevention Functions



Others



SPECIFICATIONS

Item	Model	FDEN50VF
Nominal cooling capacity	ISO-T1(JIS) kW	5.0
Nominal heating capacity	ISO-T1(JIS) kW	5.8
Sound pressure level *	Cooling dB(A)	Hi:39 Me:38 Lo:37
	Heating dB(A)	Hi:39 Me:38 Lo:37
Air flow	Cooling CMM	Hi:11 Me:9 Lo:7
	Heating CMM	Hi:11 Me:9 Lo:7
Exterior dimensions (H×W×D)	mm	210×1070×690
Net weight	kg	28
Air filter		Pocket Plastic net × 2 (Washable)
Piping	Liquid line mm(in)	φ 6.35(1/4")
	Gas line mm(in)	φ 12.7(1/2")

The data are measured under the following conditions(ISO-T1). Cooling: Indoor temp. of 27°CDB, 19°CWB, and outdoor temp. of 35°CDB. Heating: Indoor temp. of 20°CDB, and outdoor temp. of 7°CDB, 6°CWB.
 * Indicates the value in an anechoic chamber. During operation these values are somewhat higher due to ambient conditions.

※ Powerful-HI can be selected. Sound pressure level: Cooling dB(A):46 Heating:46, Air flow:13CMM

Combinations

Combination table for Outdoor unit and Indoor unit

O:Yes -:No

Indoor	Outdoor	SCM40ZJ-S	SCM45ZJ-S	SCM50ZJ-S1	SCM60ZJ-S1	SCM71ZJ-S1	SCM80ZJ-S1	SCM100ZJ-S1	SCM125ZJ-S1	
SRK	20ZJX-S	O	O	O	O	O	O	O	O	
	25ZJX-S	O	O	O	O	O	O	O	O	
	35ZJX-S	O	O	O	O	O	O	O	O	
	50ZJX-S1	-	-	O	O	O	O	O	O	
	60ZJX-S1	-	-	-	O	O	O	O	O	
	71ZK-S	-	-	-	-	-	-	-	O	O
	25ZJR-S	O	O	O	O	O	O	O	O	
	35ZJR-S	O	O	O	O	O	O	O	O	
	20ZJ-S	O	O	O	O	O	O	O	O	
	25ZJ-S	O	O	O	O	O	O	O	O	
SRR	35ZJ-S	O	O	O	O	O	O	O	O	
	50ZJ-S	-	-	O	O	O	O	O	O	
	60ZJ-S	-	-	-	O	O	O	O	O	
	25ZJ-S	O	O	O	O	O	O	O	O	
SRF	35ZJX-S	O	O	O	O	O	O	O	O	
	50ZJX-S1	-	-	O	O	O	O	O	O	
	25VF	O	O	O	O	O	O	O	O	
FDTC	35VF	O	O	O	O	O	O	O	O	
	50VF	-	-	O	O	O	O	O	O	
	60VF	-	-	-	O	O	O	O	O	
	50VF	-	-	O	O	O	O	O	O	
FDUM	50VF	-	-	O	O	O	O	O	O	
FDEN	50VF	-	-	O	O	O	O	O	O	

Number of connectable Indoor units

	SCM40ZJ-S	SCM45ZJ-S	SCM50ZJ-S1	SCM60ZJ-S1	SCM71ZJ-S1	SCM80ZJ-S1	SCM100ZJ-S1	SCM125ZJ-S1
Min	2	2	2	2	2	2	4*	4*
Max	2	2	3	3	4	4	5	6

* In case of combination with SRK-ZJX-S, SRK71ZK-S, FDEN50VF only, 3 Indoor units can be connectable.

In case of SRK71ZK-S+SRK71ZK-S, 2 Indoor units can be connectable.

Connectable total indoor units capacity

	SCM40ZJ-S	SCM45ZJ-S	SCM50ZJ-S1	SCM60ZJ-S1	SCM71ZJ-S1	SCM80ZJ-S1	SCM100ZJ-S1	SCM125ZJ-S1
kW	6.0	7.0	8.5	11.0	12.5	13.5	16.0	19.5

**Table of Indoor unit combination SCM40ZJ-S
<with all indoor unit SRK-ZJX-S/S1 type only>
(Heating operation)**

Indoor unit combination	Heating capacity (kW)						Power consumption (W)			Standard current (A)		
	Room heating capacity (kW)		Total capacity (kW)			Min.	Standard	Max.	220V	230V	240V	
	A room	B room	Min.	Standard	Max.							
1 room	20	3.0	—	1.4	3.0	3.7	470	750	1070	3.4	3.3	3.2
	25	3.4	—	1.4	3.4	4.2	470	920	1210	4.2	4.0	3.9
	35	4.5	—	1.4	4.5	5.0	470	1210	1450	5.6	5.3	5.1
2 room	20 + 20	2.25	2.25	2.0	4.5	6.9	530	900	2300	4.1	4.0	3.8
	20 + 25	2.49	3.11	2.0	5.6	6.9	530	1200	2300	5.5	5.3	5.1
	20 + 35	2.11	3.69	2.0	5.8	6.9	530	1290	2300	5.9	5.7	5.4
	25 + 25	2.90	2.90	2.0	5.8	6.9	530	1290	2300	5.9	5.7	5.4
	25 + 35	2.42	3.38	2.0	5.8	6.9	530	1290	2300	5.9	5.7	5.4

(Cooling operation)

Indoor unit combination	Cooling capacity (kW)						Power consumption (W)			Standard current (A)		
	Room cooling capacity (kW)		Total capacity (kW)			Min.	Standard	Max.	220V	230V	240V	
	A room	B room	Min.	Standard	Max.							
1 room	20	2.0	—	1.8	2.0	2.8	490	530	880	2.4	2.3	2.2
	25	2.5	—	1.8	2.5	3.4	490	670	1040	3.1	2.9	2.8
	35	3.5	—	1.8	3.5	3.9	490	970	1200	4.5	4.3	4.1
2 room	20 + 20	2.00	2.00	3.0	4.0	5.7	560	840	1750	3.9	3.7	3.5
	20 + 25	2.00	2.50	3.0	4.5	5.9	560	1040	1900	4.8	4.6	4.4
	20 + 35	1.89	3.31	3.0	5.2	5.9	560	1430	1900	6.6	6.3	6.0
	25 + 25	2.50	2.50	3.0	5.0	5.9	560	1280	1900	5.9	5.6	5.4
	25 + 35	2.17	3.03	3.0	5.2	5.9	560	1430	1900	6.6	6.3	6.0

**Table of Indoor unit combination SCM40ZJ-S
<with indoor unit except all indoor unit SRK-ZJX-S/S1 type only>
(Heating operation)**

Indoor unit combination	Heating capacity (kW)						Power consumption (W)			Standard current (A)		
	Room heating capacity (kW)		Total capacity (kW)			Min.	Standard	Max.	220V	230V	240V	
	A room	B room	Min.	Standard	Max.							
1 room	20	3.0	—	1.4	3.0	3.5	470	900	1070	4.1	4.0	3.8
	25	3.4	—	1.4	3.4	4.0	470	1070	1210	4.9	4.7	4.5
	35	4.5	—	1.4	4.5	4.8	470	1340	1450	6.2	5.9	5.6
2 room	20 + 20	2.25	2.25	2.0	4.5	6.7	530	930	2300	4.3	4.1	3.9
	20 + 25	2.49	3.11	2.0	5.6	6.7	530	1240	2300	5.7	5.4	5.2
	20 + 35	2.11	3.69	2.0	5.8	6.7	530	1330	2300	6.1	5.8	5.6
	25 + 25	2.90	2.90	2.0	5.8	6.7	530	1330	2300	6.1	5.8	5.6
	25 + 35	2.42	3.38	2.0	5.8	6.7	530	1330	2300	6.1	5.8	5.6

(Cooling operation)

Indoor unit combination	Cooling capacity (kW)						Power consumption (W)			Standard current (A)		
	Room cooling capacity (kW)		Total capacity (kW)			Min.	Standard	Max.	220V	230V	240V	
	A room	B room	Min.	Standard	Max.							
1 room	20	2.0	—	1.8	2.0	2.7	490	560	880	2.6	2.5	2.4
	25	2.5	—	1.8	2.5	3.2	490	710	1040	3.3	3.1	3.0
	35	3.5	—	1.8	3.5	3.7	490	1030	1200	4.7	4.5	4.3
2 room	20 + 20	2.00	2.00	3.0	4.0	5.6	560	880	1750	4.0	3.9	3.7
	20 + 25	2.00	2.50	3.0	4.5	5.8	560	1090	1900	5.0	4.8	4.6
	20 + 35	1.89	3.31	3.0	5.2	5.8	560	1500	1900	6.9	6.6	6.3
	25 + 25	2.50	2.50	3.0	5.0	5.8	560	1340	1900	6.2	5.9	5.6
	25 + 35	2.17	3.03	3.0	5.2	5.8	560	1500	1900	6.9	6.6	6.3

**Table of Indoor unit combination SCM45ZJ-S
<with all indoor unit SRK-ZJX-S/S1 type only>
(Heating operation)**

Indoor unit combination	Heating capacity (kW)						Power consumption (W)			Standard current (A)		
	Room heating capacity (kW)		Total capacity (kW)			Min.	Standard	Max.	220V	230V	240V	
	A room	B room	Min.	Standard	Max.							
1 room	20	3.0	—	1.4	3.0	3.7	470	750	1070	3.4	3.3	3.2
	25	3.4	—	1.4	3.4	4.2	470	920	1210	4.2	4.0	3.9
	35	4.5	—	1.4	4.5	5.0	470	1210	1450	5.6	5.3	5.1
2 room	20 + 20	2.25	2.25	2.0	4.5	7.4	530	900	2570	4.1	4.0	3.8
	20 + 25	2.49	3.11	2.0	5.6	7.4	530	1200	2570	5.5	5.3	5.1
	20 + 35	2.36	4.14	2.0	6.5	7.4	530	1500	2570	6.9	6.6	6.3
	25 + 25	3.25	3.25	2.0	6.5	7.4	530	1500	2570	6.9	6.6	6.3
	25 + 35	2.71	3.79	2.0	6.5	7.4	530	1500	2570	6.9	6.6	6.3
	35 + 35	3.25	3.25	2.0	6.5	7.4	530	1500	2570	6.9	6.6	6.3

INVERTER MULTI-SPLIT SYSTEM

(Cooling operation)

Indoor unit combination	Cooling capacity (kW)						Power consumption (W)			Standard current (A)		
	Room cooling capacity (kW)		Total capacity (kW)			Min.	Standard	Max.	220V	230V	240V	
	A room	B room	Min.	Standard	Max.							
1 room	20	2.0	—	1.8	2.0	2.8	490	530	880	2.4	2.3	2.2
	25	2.5	—	1.8	2.5	3.4	490	670	1040	3.1	2.9	2.8
	35	3.5	—	1.8	3.5	3.9	490	970	1200	4.5	4.3	4.1
2 room	20 + 20	2.00	2.00	3.0	4.0	5.7	560	840	1750	3.9	3.7	3.5
	20 + 25	2.00	2.50	3.0	4.5	5.9	560	1040	1900	4.8	4.6	4.4
	20 + 35	2.00	3.50	3.0	5.5	6.3	560	1490	2110	6.8	6.5	6.3
	25 + 25	2.50	2.50	3.0	5.0	6.2	560	1280	2050	5.9	5.6	5.4
	25 + 35	2.42	3.38	3.0	5.8	6.4	560	1740	2140	8.0	7.6	7.3
35 + 35	2.90	2.90	3.0	5.8	6.4	560	1740	2140	8.0	7.6	7.3	

Table of Indoor unit combination SCM45ZJ-S
<with indoor unit except all indoor unit SRK-ZJX-S/S1 type only>
(Heating operation)

Indoor unit combination	Heating capacity (kW)						Power consumption (W)			Standard current (A)		
	Room heating capacity (kW)		Total capacity (kW)			Min.	Standard	Max.	220V	230V	240V	
	A room	B room	Min.	Standard	Max.							
1 room	20	3.0	—	1.4	3.0	3.5	470	900	1070	4.1	4.0	3.8
	25	3.4	—	1.4	3.4	4.0	470	1070	1210	4.9	4.7	4.5
	35	4.5	—	1.4	4.5	4.8	470	1340	1450	6.2	5.9	5.6
2 room	20 + 20	2.25	2.25	2.0	4.5	7.2	530	930	2570	4.3	4.1	3.9
	20 + 25	2.49	3.11	2.0	5.6	7.2	530	1240	2570	5.7	5.4	5.2
	20 + 35	2.36	4.14	2.0	6.5	7.2	530	1550	2570	7.1	6.8	6.5
	25 + 25	3.25	3.25	2.0	6.5	7.2	530	1550	2570	7.1	6.8	6.5
	25 + 35	2.71	3.79	2.0	6.5	7.2	530	1550	2570	7.1	6.8	6.5
35 + 35	3.25	3.25	2.0	6.5	7.2	530	1550	2570	7.1	6.8	6.5	

(Cooling operation)

Indoor unit combination	Cooling capacity (kW)						Power consumption (W)			Standard current (A)		
	Room cooling capacity (kW)		Total capacity (kW)			Min.	Standard	Max.	220V	230V	240V	
	A room	B room	Min.	Standard	Max.							
1 room	20	2.0	—	1.8	2.0	2.7	490	560	880	2.6	2.5	2.4
	25	2.5	—	1.8	2.5	3.2	490	710	1040	3.3	3.1	3.0
	35	3.5	—	1.8	3.5	3.7	490	1030	1200	4.7	4.5	4.3
2 room	20 + 20	2.00	2.00	3.0	4.0	5.6	560	880	1750	4.0	3.9	3.7
	20 + 25	2.00	2.50	3.0	4.5	5.8	560	1090	1900	5.0	4.8	4.6
	20 + 35	2.00	3.50	3.0	5.5	6.2	560	1560	2110	7.2	6.9	6.6
	25 + 25	2.50	2.50	3.0	5.0	6.1	560	1340	2050	6.2	5.9	5.6
	25 + 35	2.42	3.38	3.0	5.8	6.3	560	1820	2140	8.4	8.0	7.7
35 + 35	2.90	2.90	3.0	5.8	6.3	560	1820	2140	8.4	8.0	7.7	

Table of Indoor unit combination SCM50ZJ-S1
<with all indoor unit SRK-ZJX-S/S1 type only>
(Heating operation)

Indoor unit combination	Heating capacity (kW)						Power consumption (W)			Standard current (A)			
	Room heating capacity (kW)			Total capacity (kW)			Min.	Standard	Max.	220V	230V	240V	
	A room	B room	C room	Min.	Standard	Max.							
1 room	20	3.0	—	—	1.4	3.0	3.7	480	820	1100	3.8	3.6	3.5
	25	3.4	—	—	1.4	3.4	4.2	480	980	1240	4.5	4.3	4.1
	35	4.5	—	—	1.4	4.5	5.0	480	1280	1490	5.9	5.6	5.4
	50	5.8	—	—	1.4	5.8	6.2	480	1740	2260	8.0	7.6	7.3
2 room	20 + 20	2.95	2.95	—	2.0	5.9	7.3	540	1480	2580	6.8	6.5	6.2
	20 + 25	2.67	3.33	—	2.0	6.0	7.3	540	1530	2580	7.0	6.7	6.4
	20 + 35	2.29	4.01	—	2.0	6.3	7.3	540	1620	2580	7.4	7.1	6.8
	20 + 50	1.89	4.71	—	2.0	6.6	7.3	540	1710	2580	7.9	7.5	7.2
	25 + 25	3.05	3.05	—	2.0	6.1	7.3	540	1560	2580	7.2	6.9	6.6
	25 + 35	2.67	3.73	—	2.0	6.4	7.3	540	1650	2580	7.6	7.2	6.9
	25 + 50	2.20	4.40	—	2.0	6.6	7.3	540	1710	2580	7.9	7.5	7.2
35 + 35	3.30	3.30	—	2.0	6.6	7.3	540	1710	2580	7.9	7.5	7.2	
35 + 50	2.72	3.88	—	2.0	6.6	7.3	540	1710	2580	7.9	7.5	7.2	
3 room	20 + 20 + 20	2.00	2.00	2.00	3.0	6.0	7.5	600	1310	2580	6.0	5.8	5.5
	20 + 20 + 25	1.91	1.91	2.38	3.0	6.2	7.5	600	1400	2580	6.4	6.1	5.9
	20 + 20 + 35	1.76	1.76	3.08	3.0	6.6	7.5	600	1560	2580	7.2	6.9	6.6
	20 + 25 + 25	1.83	2.29	2.29	3.0	6.4	7.5	600	1470	2580	6.7	6.5	6.2
	20 + 25 + 35	1.70	2.13	2.98	3.0	6.8	7.5	600	1620	2580	7.4	7.1	6.8
	25 + 25 + 25	2.20	2.20	2.20	3.0	6.6	7.5	600	1560	2580	7.2	6.9	6.6
25 + 25 + 35	2.06	2.06	2.88	3.0	7.0	7.5	600	1690	2580	7.8	7.4	7.1	

(Cooling operation)

Indoor unit combination	Cooling capacity (kW)						Power consumption (W)			Standard current (A)			
	Room Cooling capacity (kW)			Total capacity (kW)			Min.	Standard	Max.	220V	230V	240V	
	A room	B room	C room	Min.	Standard	Max.							
1 room	20	2.0	—	—	1.8	2.0	2.8	500	550	900	2.5	2.4	2.3
	25	2.5	—	—	1.8	2.5	3.4	500	720	1070	3.3	3.2	3.0
	35	3.5	—	—	1.8	3.5	3.9	500	1080	1230	5.0	4.7	4.5
	50	5.0	—	—	1.8	5.0	5.5	500	1700	2000	7.8	7.5	7.2

(Cooling operation)

Indoor unit combination	Cooling capacity (kW)						Power consumption (W)			Standard current (A)			
	Room Cooling capacity (kW)			Total capacity (kW)			Min.	Standard	Max.	220V	230V	240V	
	A room	B room	C room	Min.	Standard	Max.							
2 room	20 + 20	2.00	2.00	—	3.0	4.0	5.7	570	910	1800	4.2	4.0	3.8
	20 + 25	1.91	2.39	—	3.0	4.3	5.9	570	1070	1980	4.9	4.7	4.5
	20 + 35	1.82	3.18	—	3.0	5.0	6.2	570	1430	2070	6.6	6.3	6.0
	20 + 50	1.71	4.29	—	3.0	6.0	6.5	570	1960	2150	9.0	8.6	8.2
	25 + 25	2.35	2.35	—	3.0	4.7	6.2	570	1270	2070	5.8	5.6	5.3
	25 + 35	2.21	3.09	—	3.0	5.3	6.5	570	1600	2150	7.3	7.0	6.7
	25 + 50	2.00	4.00	—	3.0	6.0	6.5	570	1960	2150	9.0	8.6	8.2
	35 + 35	3.00	3.00	—	3.0	6.0	6.5	570	1960	2150	9.0	8.6	8.2
3 room	35 + 50	2.47	3.53	—	3.0	6.0	6.5	570	1960	2150	9.0	8.6	8.2
	20 + 20 + 20	1.67	1.67	1.67	3.4	5.0	7.1	690	1080	2150	5.0	4.7	4.5
	20 + 20 + 25	1.60	1.60	2.00	3.4	5.2	7.1	690	1160	2150	5.3	5.1	4.9
	20 + 20 + 35	1.49	1.49	2.61	3.4	5.6	7.1	690	1330	2150	6.1	5.8	5.6
	20 + 25 + 25	1.54	1.93	1.93	3.4	5.4	7.1	690	1260	2150	5.8	5.5	5.3
	20 + 25 + 35	1.45	1.81	2.54	3.4	5.8	7.1	690	1430	2150	6.6	6.3	6.0
	25 + 25 + 25	1.87	1.87	1.87	3.4	5.6	7.1	690	1330	2150	6.1	5.8	5.6
	25 + 25 + 35	1.76	1.76	2.47	3.4	6.0	7.1	690	1490	2150	6.8	6.5	6.3

Table of Indoor unit combination SCM50ZJ-S1
 <with indoor unit except all indoor unit SRK-ZJX-S/S1 type only>
 (Heating operation)

Indoor unit combination	Heating capacity (kW)						Power consumption (W)			Standard current (A)			
	Room heating capacity (kW)			Total capacity (kW)			Min.	Standard	Max.	220V	230V	240V	
	A room	B room	C room	Min.	Standard	Max.							
1 room	20	3.0	—	—	1.4	3.0	3.5	480	1020	1100	4.7	4.5	4.3
	25	3.4	—	—	1.4	3.4	4.0	480	1180	1240	5.4	5.2	5.0
	35	4.5	—	—	1.4	4.5	4.8	480	1470	1490	6.7	6.5	6.2
	50	5.8	—	—	1.4	5.8	6.0	480	1910	2260	8.8	8.4	8.0
2 room	20 + 20	2.95	2.95	—	2.0	5.9	7.0	540	1510	2580	6.9	6.6	6.4
	20 + 25	2.67	3.33	—	2.0	6.0	7.0	540	1560	2580	7.2	6.9	6.6
	20 + 35	2.29	4.01	—	2.0	6.3	7.0	540	1650	2580	7.6	7.2	6.9
	20 + 50	1.89	4.71	—	2.0	6.6	7.0	540	1740	2580	8.0	7.6	7.3
	25 + 25	3.05	3.05	—	2.0	6.1	7.0	540	1590	2580	7.3	7.0	6.7
	25 + 35	2.67	3.73	—	2.0	6.4	7.0	540	1680	2580	7.7	7.4	7.1
	25 + 50	2.20	4.40	—	2.0	6.6	7.0	540	1740	2580	8.0	7.6	7.3
	35 + 35	3.30	3.30	—	2.0	6.6	7.0	540	1740	2580	8.0	7.6	7.3
3 room	35 + 50	2.72	3.88	—	2.0	6.6	7.0	540	1740	2580	8.0	7.6	7.3
	20 + 20 + 20	2.00	2.00	2.00	3.0	6.0	7.3	600	1340	2580	6.3	6.1	5.8
	20 + 20 + 25	1.91	1.91	2.38	3.0	6.2	7.3	600	1430	2580	6.8	6.5	6.2
	20 + 20 + 35	1.76	1.76	3.08	3.0	6.6	7.3	600	1600	2580	7.6	7.2	6.9
	20 + 25 + 25	1.83	2.29	2.29	3.0	6.4	7.3	600	1510	2580	7.1	6.8	6.6
	20 + 25 + 35	1.70	2.13	2.98	3.0	6.8	7.3	600	1660	2580	7.9	7.5	7.2
	25 + 25 + 25	2.20	2.20	2.20	3.0	6.6	7.3	600	1600	2580	7.6	7.2	6.9
	25 + 25 + 35	2.06	2.06	2.88	3.0	7.0	7.3	600	1730	2580	8.2	7.8	7.5

(Cooling operation)

Indoor unit combination	Cooling capacity (kW)						Power consumption (W)			Standard current (A)			
	Room Cooling capacity (kW)			Total capacity (kW)			Min.	Standard	Max.	220V	230V	240V	
	A room	B room	C room	Min.	Standard	Max.							
1 room	20	2.0	—	—	1.8	2.0	2.7	500	580	900	2.7	2.5	2.4
	25	2.5	—	—	1.8	2.5	3.2	500	760	1070	3.5	3.3	3.2
	35	3.5	—	—	1.8	3.5	3.7	500	1140	1230	5.2	5.0	4.8
	50	5.0	—	—	1.8	5.0	5.3	500	1790	2000	8.2	7.9	7.5
2 room	20 + 20	2.00	2.00	—	3.0	4.0	5.6	570	950	1800	4.4	4.2	4.0
	20 + 25	1.91	2.39	—	3.0	4.3	5.8	570	1110	1980	5.1	4.9	4.7
	20 + 35	1.82	3.18	—	3.0	5.0	6.1	570	1490	2070	6.8	6.5	6.3
	20 + 50	1.71	4.29	—	3.0	6.0	6.3	570	2040	2150	9.4	9.0	8.6
	25 + 25	2.35	2.35	—	3.0	4.7	6.1	570	1320	2070	6.1	5.8	5.6
	25 + 35	2.21	3.09	—	3.0	5.3	6.3	570	1660	2150	7.6	7.3	7.0
	25 + 50	2.00	4.00	—	3.0	6.0	6.3	570	2040	2150	9.4	9.0	8.6
	35 + 35	3.00	3.00	—	3.0	6.0	6.3	570	2040	2150	9.4	9.0	8.6
3 room	35 + 50	2.47	3.53	—	3.0	6.0	6.3	570	2040	2150	9.4	9.0	8.6
	20 + 20 + 20	1.67	1.67	1.67	3.4	5.0	6.9	690	1120	2150	5.3	5.1	4.9
	20 + 20 + 25	1.60	1.60	2.00	3.4	5.2	6.9	690	1200	2150	5.7	5.4	5.2
	20 + 20 + 35	1.49	1.49	2.61	3.4	5.6	6.9	690	1370	2150	6.5	6.2	5.9
	20 + 25 + 25	1.54	1.93	1.93	3.4	5.4	6.9	690	1300	2150	6.2	5.9	5.6
	20 + 25 + 35	1.45	1.81	2.54	3.4	5.8	6.9	690	1470	2150	7.0	6.7	6.4
	25 + 25 + 25	1.87	1.87	1.87	3.4	5.6	6.9	690	1370	2150	6.5	6.2	5.9
	25 + 25 + 35	1.76	1.76	2.47	3.4	6.0	6.9	690	1540	2150	7.3	7.0	6.7

Table of Indoor unit combination SCM60ZJ-S1
 <with all indoor unit SRK-ZJX-S/S1 type only>
 (Heating operation)

Indoor unit combination	Heating capacity (kW)						Power consumption (W)			Standard current (A)			
	Room heating capacity (kW)			Total capacity (kW)			Min.	Standard	Max.	220V	230V	240V	
	A room	B room	C room	Min.	Standard	Max.							
1 room	20	3.0	—	—	1.5	3.0	3.7	600	780	1330	3.6	3.4	3.3
	25	3.4	—	—	1.5	3.4	4.2	600	950	1510	4.4	4.2	4.0
	35	4.5	—	—	1.5	4.5	5.0	600	1290	1790	5.9	5.7	5.4
	50	5.8	—	—	1.5	5.8	6.4	600	1780	2310	8.2	7.8	7.5
	60	6.8	—	—	1.5	6.8	7.3	600	2120	2660	9.7	9.3	8.9

INVERTER MULTI-SPLIT SYSTEM

(Heating operation)

Indoor unit combination	Heating capacity (kW)						Power consumption (W)			Standard current (A)			
	Room heating capacity (kW)			Total capacity (kW)			Min.	Standard	Max.	220V	230V	240V	
	A room	B room	C room	Min.	Standard	Max.							
2 room	20 + 20	3.00	3.00	—	2.1	6.0	7.3	630	1490	2100	6.8	6.5	6.3
	20 + 25	2.71	3.39	—	2.1	6.1	7.5	630	1570	2550	7.2	6.9	6.6
	20 + 35	2.36	4.14	—	2.1	6.5	7.6	630	1680	3000	7.7	7.4	7.1
	20 + 50	2.00	5.00	—	2.1	7.0	7.6	630	1900	3000	8.7	8.3	8.0
	20 + 60	1.78	5.33	—	2.1	7.1	7.6	630	1940	3000	8.9	8.5	8.2
	25 + 25	3.15	3.15	—	2.1	6.3	7.6	630	1630	3000	7.5	7.2	6.9
	25 + 35	2.79	3.91	—	2.1	6.7	7.6	630	1760	3000	8.1	7.7	7.4
	25 + 50	2.37	4.73	—	2.1	7.1	7.6	630	1940	3000	8.9	8.5	8.2
	25 + 60	2.09	5.01	—	2.1	7.1	7.6	630	1940	3000	8.9	8.5	8.2
	35 + 35	3.50	3.50	—	2.1	7.0	7.6	630	1900	3000	8.7	8.3	8.0
	35 + 50	2.92	4.18	—	2.1	7.1	7.6	630	1940	3000	8.9	8.5	8.2
	35 + 60	2.62	4.48	—	2.1	7.1	7.6	630	1940	3000	8.9	8.5	8.2
50 + 50	3.55	3.55	—	2.1	7.1	7.6	630	1940	3000	8.9	8.5	8.2	
50 + 60	3.23	3.87	—	2.1	7.1	7.6	630	1940	3000	8.9	8.5	8.2	
3 room	20 + 20 + 20	2.20	2.20	2.20	3.2	6.6	7.8	660	1350	3000	6.4	6.1	5.9
	20 + 20 + 25	2.06	2.06	2.58	3.2	6.7	7.8	660	1390	3000	6.6	6.3	6.0
	20 + 20 + 35	1.81	1.81	3.17	3.2	6.8	7.8	660	1510	3000	7.1	6.8	6.6
	20 + 20 + 50	1.56	1.56	3.89	3.2	7.0	7.8	660	1690	3000	8.0	7.7	7.3
	20 + 20 + 60	1.44	1.44	4.32	3.2	7.2	7.8	660	1860	3000	8.8	8.4	8.1
	20 + 25 + 25	1.94	2.43	2.43	3.2	6.8	7.8	660	1510	3000	7.1	6.8	6.6
	20 + 25 + 35	1.73	2.16	3.02	3.2	6.9	7.8	660	1560	3000	7.4	7.1	6.8
	20 + 25 + 50	1.49	1.87	3.74	3.2	7.1	7.8	660	1740	3000	8.2	7.9	7.6
	20 + 25 + 60	1.37	1.71	4.11	3.2	7.2	7.8	660	1860	3000	8.8	8.4	8.1
	20 + 35 + 35	1.56	2.72	2.72	3.2	7.0	7.8	660	1690	3000	8.0	7.7	7.3
	20 + 35 + 50	1.37	2.40	3.43	3.2	7.2	7.8	660	1860	3000	8.8	8.4	8.1
	25 + 25 + 25	2.27	2.27	2.27	3.2	6.8	7.8	660	1510	3000	7.1	6.8	6.6
	25 + 25 + 35	2.06	2.06	2.88	3.2	7.0	7.8	660	1690	3000	8.0	7.7	7.3
	25 + 25 + 50	1.80	1.80	3.60	3.2	7.2	7.8	660	1860	3000	8.8	8.4	8.1
	25 + 25 + 60	1.64	1.64	3.93	3.2	7.2	7.8	660	1860	3000	8.8	8.4	8.1
	25 + 35 + 35	1.87	2.62	2.62	3.2	7.1	7.8	660	1740	3000	8.2	7.9	7.6
	25 + 35 + 50	1.64	2.29	3.27	3.2	7.2	7.8	660	1860	3000	8.8	8.4	8.1
	35 + 35 + 35	2.40	2.40	2.40	3.2	7.2	7.8	660	1860	3000	8.8	8.4	8.1

Table of Indoor unit combination SCM60ZJ-S1 <with all indoor unit SRK-ZJX-S/S1 type only> (Cooling operation)

Indoor unit combination	Cooling capacity (kW)						Power consumption (W)			Standard current (A)			
	Room Cooling capacity (kW)			Total capacity (kW)			Min.	Standard	Max.	220V	230V	240V	
	A room	B room	C room	Min.	Standard	Max.							
1 room	20	2.0	—	—	1.8	2.0	2.8	500	540	950	2.5	2.4	2.3
	25	2.5	—	—	1.8	2.5	3.4	500	720	1080	3.3	3.2	3.0
	35	3.5	—	—	1.8	3.5	3.9	500	1090	1240	5.0	4.8	4.6
	50	5.0	—	—	1.8	5.0	5.8	500	1780	2100	8.2	7.8	7.5
	60	6.0	—	—	1.8	6.0	6.3	500	2260	2370	10.4	9.9	9.5
2 room	20 + 20	2.00	2.00	—	3.0	4.0	5.7	570	750	1750	3.4	3.3	3.2
	20 + 25	2.00	2.50	—	3.0	4.5	5.9	570	990	1910	4.5	4.3	4.2
	20 + 35	1.93	3.37	—	3.0	5.3	6.2	570	1550	2110	7.1	6.8	6.5
	20 + 50	1.89	4.71	—	3.0	6.6	6.9	570	2280	2390	10.5	10.0	9.6
	20 + 60	1.68	5.03	—	3.0	6.7	6.9	570	2320	2390	10.7	10.2	9.8
	25 + 25	2.45	2.45	—	3.0	4.9	6.2	570	1270	2110	5.8	5.6	5.3
	25 + 35	2.42	3.38	—	3.0	5.8	6.5	570	1840	2270	8.4	8.1	7.7
	25 + 50	2.23	4.47	—	3.0	6.7	6.9	570	2320	2390	10.7	10.2	9.8
	25 + 60	1.97	4.73	—	3.0	6.7	6.9	570	2320	2390	10.7	10.2	9.8
	35 + 35	3.30	3.30	—	3.0	6.6	6.9	570	2280	2390	10.5	10.0	9.6
	35 + 50	2.76	3.94	—	3.0	6.7	6.9	570	2320	2390	10.7	10.2	9.8
	35 + 60	2.47	4.23	—	3.0	6.7	6.9	570	2320	2390	10.7	10.2	9.8
50 + 50	3.35	3.35	—	3.0	6.7	6.9	570	2320	2390	10.7	10.2	9.8	
50 + 60	3.05	3.65	—	3.0	6.7	6.9	570	2320	2390	10.7	10.2	9.8	
3 room	20 + 20 + 20	1.90	1.90	1.90	3.6	5.7	7.5	690	1390	2390	6.6	6.3	6.0
	20 + 20 + 25	1.82	1.82	2.27	3.6	5.9	7.5	690	1410	2390	6.7	6.4	6.1
	20 + 20 + 35	1.60	1.60	2.80	3.6	6.0	7.5	690	1430	2390	6.8	6.5	6.2
	20 + 20 + 50	1.40	1.40	3.50	3.6	6.3	7.5	690	1480	2390	7.0	6.7	6.4
	20 + 20 + 60	1.28	1.28	3.84	3.6	6.4	7.5	690	1500	2390	7.1	6.8	6.5
	20 + 25 + 25	1.69	2.11	2.11	3.6	5.9	7.5	690	1410	2390	6.7	6.4	6.1
	20 + 25 + 35	1.53	1.91	2.67	3.6	6.1	7.5	690	1460	2390	6.9	6.6	6.3
	20 + 25 + 50	1.35	1.68	3.37	3.6	6.4	7.5	690	1500	2390	7.1	6.8	6.5
	20 + 25 + 60	1.26	1.57	3.77	3.6	6.6	7.5	690	1520	2390	7.2	6.9	6.6
	20 + 35 + 35	1.40	2.45	2.45	3.6	6.3	7.5	690	1480	2390	7.0	6.7	6.4
	20 + 35 + 50	1.26	2.20	3.14	3.6	6.6	7.5	690	1520	2390	7.2	6.9	6.6
	25 + 25 + 25	2.00	2.00	2.00	3.6	6.0	7.5	690	1430	2390	6.8	6.5	6.2
	25 + 25 + 35	1.79	1.79	2.51	3.6	6.1	7.5	690	1460	2390	6.9	6.6	6.3
	25 + 25 + 50	1.60	1.60	3.20	3.6	6.4	7.5	690	1500	2390	7.1	6.8	6.5
	25 + 25 + 60	1.52	1.52	3.65	3.6	6.7	7.5	690	1540	2390	7.3	7.0	6.7
	25 + 35 + 35	1.68	2.36	2.36	3.6	6.4	7.5	690	1500	2390	7.1	6.8	6.5
	25 + 35 + 50	1.52	2.13	3.05	3.6	6.7	7.5	690	1540	2390	7.3	7.0	6.7
	35 + 35 + 35	2.20	2.20	2.20	3.6	6.6	7.5	690	1520	2390	7.2	6.9	6.6

**Table of Indoor unit combination SCM60ZJ-S1
<with indoor unit except all indoor unit SRK-ZJX-S/S1 type only>
(Heating operation)**

Indoor unit combination	Heating capacity (kW)						Power consumption (W)			Standard current (A)			
	Room heating capacity (kW)			Total capacity (kW)			Min.	Standard	Max.	220V	230V	240V	
	A room	B room	C room	Min.	Standard	Max.							
1 room	20	3.0	—	—	1.5	3.0	3.5	600	970	1330	4.5	4.3	4.1
	25	3.4	—	—	1.5	3.4	4.0	600	1140	1510	5.2	5.0	4.8
	35	4.5	—	—	1.5	4.5	4.8	600	1480	1790	6.8	6.5	6.2
	50	5.8	—	—	1.5	5.8	6.1	600	1960	2310	9.0	8.6	8.2
	60	6.8	—	—	1.5	6.8	7.0	600	2250	2660	10.3	9.9	9.5
2 room	20 + 20	3.00	3.00	—	2.1	6.0	7.0	630	1520	2100	7.0	6.7	6.4
	20 + 25	2.71	3.39	—	2.1	6.1	7.2	630	1600	2550	7.3	7.0	6.7
	20 + 35	2.36	4.14	—	2.1	6.5	7.3	630	1710	3000	7.9	7.5	7.2
	20 + 50	2.00	5.00	—	2.1	7.0	7.3	630	1940	3000	8.9	8.5	8.2
	20 + 60	1.78	5.33	—	2.1	7.1	7.3	630	1980	3000	9.1	8.7	8.3
	25 + 25	3.15	3.15	—	2.1	6.3	7.3	630	1660	3000	7.6	7.3	7.0
	25 + 35	2.79	3.91	—	2.1	6.7	7.3	630	1790	3000	8.2	7.9	7.5
	25 + 50	2.37	4.73	—	2.1	7.1	7.3	630	1980	3000	9.1	8.7	8.3
	25 + 60	2.09	5.01	—	2.1	7.1	7.3	630	1980	3000	9.1	8.7	8.3
	35 + 35	3.50	3.50	—	2.1	7.0	7.3	630	1940	3000	8.9	8.5	8.2
	35 + 50	2.92	4.18	—	2.1	7.1	7.3	630	1980	3000	9.1	8.7	8.3
	35 + 60	2.62	4.48	—	2.1	7.1	7.3	630	1980	3000	9.1	8.7	8.3
	50 + 50	3.55	3.55	—	2.1	7.1	7.3	630	1980	3000	9.1	8.7	8.3
	50 + 60	3.23	3.87	—	2.1	7.1	7.3	630	1980	3000	9.1	8.7	8.3
	3 room	20 + 20 + 20	2.20	2.20	2.20	3.2	6.6	7.6	660	1380	3000	6.5	6.3
20 + 20 + 25		2.06	2.06	2.58	3.2	6.7	7.6	660	1420	3000	6.7	6.4	6.2
20 + 20 + 35		1.81	1.81	3.17	3.2	6.8	7.6	660	1540	3000	7.3	7.0	6.7
20 + 20 + 50		1.56	1.56	3.89	3.2	7.0	7.6	660	1730	3000	8.2	7.8	7.5
20 + 20 + 60		1.44	1.44	4.32	3.2	7.2	7.6	660	1900	3000	9.0	8.6	8.2
20 + 25 + 25		1.94	2.43	2.43	3.2	6.8	7.6	660	1540	3000	7.3	7.0	6.7
20 + 25 + 35		1.73	2.16	3.02	3.2	6.9	7.6	660	1590	3000	7.5	7.2	6.9
20 + 25 + 50		1.49	1.87	3.74	3.2	7.1	7.6	660	1780	3000	8.4	8.1	7.7
20 + 25 + 60		1.37	1.71	4.11	3.2	7.2	7.6	660	1900	3000	9.0	8.6	8.2
20 + 35 + 35		1.56	2.72	2.72	3.2	7.0	7.6	660	1730	3000	8.2	7.8	7.5
20 + 35 + 50		1.37	2.40	3.43	3.2	7.2	7.6	660	1900	3000	9.0	8.6	8.2
25 + 25 + 25		2.27	2.27	2.27	3.2	6.8	7.6	660	1540	3000	7.3	7.0	6.7
25 + 25 + 35		2.06	2.06	2.88	3.2	7.0	7.6	660	1730	3000	8.2	7.8	7.5
25 + 25 + 50		1.80	1.80	3.60	3.2	7.2	7.6	660	1900	3000	9.0	8.6	8.2
25 + 25 + 60		1.64	1.64	3.93	3.2	7.2	7.6	660	1900	3000	9.0	8.6	8.2
25 + 35 + 35		1.87	2.62	2.62	3.2	7.1	7.6	660	1780	3000	8.4	8.1	7.7
25 + 35 + 50		1.64	2.29	3.27	3.2	7.2	7.6	660	1900	3000	9.0	8.6	8.2
35 + 35 + 35		2.40	2.40	2.40	3.2	7.2	7.6	660	1900	3000	9.0	8.6	8.2

**Table of Indoor unit combination SCM60ZJ-S1
<with indoor unit except all indoor unit SRK-ZJX-S/S1 type only>
(Cooling operation)**

Indoor unit combination	Cooling capacity (kW)						Power consumption (W)			Standard current (A)			
	Room Cooling capacity (kW)			Total capacity (kW)			Min.	Standard	Max.	220V	230V	240V	
	A room	B room	C room	Min.	Standard	Max.							
1 room	20	2.0	—	—	1.8	2.0	2.7	500	570	950	2.6	2.5	2.4
	25	2.5	—	—	1.8	2.5	3.2	500	760	1080	3.5	3.3	3.2
	35	3.5	—	—	1.8	3.5	3.7	500	1150	1240	5.3	5.1	4.8
	50	5.0	—	—	1.8	5.0	5.6	500	1860	2100	8.5	8.2	7.8
	60	6.0	—	—	1.8	6.0	6.1	500	2350	2370	10.8	10.3	9.9
2 room	20 + 20	2.00	2.00	—	3.0	4.0	5.6	570	800	1750	3.7	3.5	3.4
	20 + 25	2.00	2.50	—	3.0	4.5	5.8	570	1050	1910	4.8	4.6	4.4
	20 + 35	1.93	3.37	—	3.0	5.3	6.1	570	1620	2110	7.4	7.1	6.8
	20 + 50	1.89	4.71	—	3.0	6.6	6.8	570	2330	2390	10.7	10.2	9.8
	20 + 60	1.68	5.03	—	3.0	6.7	6.8	570	2370	2390	10.9	10.4	10.0
	25 + 25	2.45	2.45	—	3.0	4.9	6.1	570	1340	2110	6.2	5.9	5.6
	25 + 35	2.42	3.38	—	3.0	5.8	6.4	570	1920	2270	8.8	8.4	8.1
	25 + 50	2.23	4.47	—	3.0	6.7	6.8	570	2370	2390	10.9	10.4	10.0
	25 + 60	1.97	4.73	—	3.0	6.7	6.8	570	2370	2390	10.9	10.4	10.0
	35 + 35	3.30	3.30	—	3.0	6.6	6.8	570	2330	2390	10.7	10.2	9.8
	35 + 50	2.76	3.94	—	3.0	6.7	6.8	570	2370	2390	10.9	10.4	10.0
	35 + 60	2.47	4.23	—	3.0	6.7	6.8	570	2370	2390	10.9	10.4	10.0
	50 + 50	3.35	3.35	—	3.0	6.7	6.8	570	2370	2390	10.9	10.4	10.0
	50 + 60	3.05	3.65	—	3.0	6.7	6.8	570	2370	2390	10.9	10.4	10.0
	3 room	20 + 20 + 20	1.90	1.90	1.90	3.6	5.7	7.3	690	1430	2390	6.8	6.5
20 + 20 + 25		1.82	1.82	2.27	3.6	5.9	7.3	690	1450	2390	6.9	6.6	6.3
20 + 20 + 35		1.60	1.60	2.80	3.6	6.0	7.3	690	1470	2390	7.0	6.7	6.4
20 + 20 + 50		1.40	1.40	3.50	3.6	6.3	7.3	690	1520	2390	7.2	6.9	6.6
20 + 20 + 60		1.28	1.28	3.84	3.6	6.4	7.3	690	1540	2390	7.3	7.0	6.7
20 + 25 + 25		1.69	2.11	2.11	3.6	5.9	7.3	690	1450	2390	6.9	6.6	6.3
20 + 25 + 35		1.53	1.91	2.67	3.6	6.1	7.3	690	1500	2390	7.1	6.8	6.5
20 + 25 + 50		1.35	1.68	3.37	3.6	6.4	7.3	690	1540	2390	7.3	7.0	6.7
20 + 25 + 60		1.26	1.57	3.77	3.6	6.6	7.3	690	1560	2390	7.4	7.1	6.8
20 + 35 + 35		1.40	2.45	2.45	3.6	6.3	7.3	690	1520	2390	7.2	6.9	6.6
20 + 35 + 50		1.26	2.20	3.14	3.6	6.6	7.3	690	1560	2390	7.4	7.1	6.8
25 + 25 + 25		2.00	2.00	2.00	3.6	6.0	7.3	690	1470	2390	7.0	6.7	6.4
25 + 25 + 35		1.79	1.79	2.51	3.6	6.1	7.3	690	1500	2390	7.1	6.8	6.5
25 + 25 + 50		1.60	1.60	3.20	3.6	6.4	7.3	690	1540	2390	7.3	7.0	6.7
25 + 25 + 60		1.52	1.52	3.65	3.6	6.7	7.3	690	1580	2390	7.5	7.2	6.9
25 + 35 + 35		1.68	2.36	2.36	3.6	6.4	7.3	690	1540	2390	7.3	7.0	6.7
25 + 35 + 50		1.52	2.13	3.05	3.6	6.7	7.3	690	1580	2390	7.5	7.2	6.9
35 + 35 + 35		2.20	2.20	2.20	3.6	6.6	7.3	690	1560	2390	7.4	7.1	6.8

**Table of Indoor unit combination SCM71ZJ-S1
<with all indoor unit SRK-ZJX-S/S1 type only>
(Heating operation)**

Indoor unit combination	Heating capacity (kW)							Power consumption (W)			Standard current (A)			
	Room heating capacity (kW)				Total capacity (kW)			Min.	Standard	Max.	220V	230V	240V	
	A room	B room	C room	D room	Min.	Standard	Max.							
1 room	20	3.0	—	—	—	1.5	3.0	3.7	600	840	1330	3.9	3.7	3.5
	25	3.4	—	—	—	1.5	3.4	4.2	600	1000	1510	4.6	4.4	4.2
	35	4.5	—	—	—	1.5	4.5	5.0	600	1330	1790	6.1	5.8	5.6
	50	5.8	—	—	—	1.5	5.8	6.5	600	1780	2310	8.2	7.8	7.5
	60	6.8	—	—	—	1.5	6.8	7.5	600	2100	2660	9.6	9.2	8.8
2 room	20 + 20	2.70	2.70	—	—	2.1	5.4	7.4	630	1340	1870	6.2	5.9	5.6
	20 + 25	2.62	3.28	—	—	2.1	5.9	7.7	630	1530	2130	7.0	6.7	6.4
	20 + 35	2.51	4.39	—	—	2.1	6.9	8.3	630	1910	2650	8.8	8.4	8.0
	20 + 50	2.34	5.86	—	—	2.1	8.2	8.7	630	2430	3350	11.2	10.7	10.2
	20 + 60	2.05	6.15	—	—	2.1	8.2	8.7	630	2430	3350	11.2	10.7	10.2
	25 + 25	3.20	3.20	—	—	2.1	6.4	8.1	630	1700	2480	7.8	7.5	7.2
	25 + 35	3.08	4.32	—	—	2.1	7.4	8.6	630	2090	2910	9.6	9.2	8.8
	25 + 50	2.73	5.47	—	—	2.1	8.2	8.7	630	2430	3350	11.2	10.7	10.2
	25 + 60	2.41	5.79	—	—	2.1	8.2	8.7	630	2430	3350	11.2	10.7	10.2
	35 + 35	4.10	4.10	—	—	2.1	8.2	8.7	630	2430	3350	11.2	10.7	10.2
	35 + 50	3.38	4.82	—	—	2.1	8.2	8.7	630	2430	3350	11.2	10.7	10.2
	35 + 60	3.02	5.18	—	—	2.1	8.2	8.7	630	2430	3350	11.2	10.7	10.2
	50 + 50	4.10	4.10	—	—	2.1	8.2	8.7	630	2430	3350	11.2	10.7	10.2
	50 + 60	3.73	4.47	—	—	2.1	8.2	8.7	630	2430	3350	11.2	10.7	10.2
	60 + 60	4.10	4.10	—	—	2.1	8.2	8.7	630	2430	3350	11.2	10.7	10.2
3 room	20 + 20 + 20	2.57	2.57	2.57	—	3.2	7.7	9.1	660	1830	3350	8.4	8.0	7.7
	20 + 20 + 25	2.46	2.46	3.08	—	3.2	8.0	9.1	660	1930	3350	8.9	8.5	8.1
	20 + 20 + 35	2.24	2.24	3.92	—	3.2	8.4	9.1	660	2060	3350	9.5	9.0	8.7
	20 + 20 + 50	1.87	1.87	4.67	—	3.2	8.4	9.1	660	2060	3350	9.5	9.0	8.7
	20 + 20 + 60	1.68	1.68	5.04	—	3.2	8.4	9.1	660	2060	3350	9.5	9.0	8.7
	20 + 25 + 25	2.34	2.93	2.93	—	3.2	8.2	9.1	660	1990	3350	9.1	8.7	8.4
	20 + 25 + 35	2.10	2.63	3.68	—	3.2	8.4	9.1	660	2060	3350	9.5	9.0	8.7
	20 + 25 + 50	1.77	2.21	4.42	—	3.2	8.4	9.1	660	2060	3350	9.5	9.0	8.7
	20 + 25 + 60	1.60	2.00	4.80	—	3.2	8.4	9.1	660	2060	3350	9.5	9.0	8.7
	20 + 35 + 35	1.87	3.27	3.27	—	3.2	8.4	9.1	660	2060	3350	9.5	9.0	8.7
	20 + 35 + 50	1.60	2.80	4.00	—	3.2	8.4	9.1	660	2060	3350	9.5	9.0	8.7
	20 + 35 + 60	1.46	2.56	4.38	—	3.2	8.4	9.1	660	2060	3350	9.5	9.0	8.7
	20 + 50 + 50	1.40	3.50	3.50	—	3.2	8.4	9.1	660	2060	3350	9.5	9.0	8.7
	25 + 25 + 25	2.80	2.80	2.80	—	3.2	8.4	9.1	660	2060	3350	9.5	9.0	8.7
	25 + 25 + 35	2.47	2.47	3.46	—	3.2	8.4	9.1	660	2060	3350	9.5	9.0	8.7
	25 + 25 + 50	2.10	2.10	4.20	—	3.2	8.4	9.1	660	2060	3350	9.5	9.0	8.7
	25 + 25 + 60	1.91	1.91	4.58	—	3.2	8.4	9.1	660	2060	3350	9.5	9.0	8.7
	25 + 35 + 35	2.21	3.09	3.09	—	3.2	8.4	9.1	660	2060	3350	9.5	9.0	8.7
	25 + 35 + 50	1.91	2.67	3.82	—	3.2	8.4	9.1	660	2060	3350	9.5	9.0	8.7
	25 + 35 + 60	1.75	2.45	4.20	—	3.2	8.4	9.1	660	2060	3350	9.5	9.0	8.7
	25 + 50 + 50	1.68	3.36	3.36	—	3.2	8.4	9.1	660	2060	3350	9.5	9.0	8.7
35 + 35 + 35	2.80	2.80	2.80	—	3.2	8.4	9.1	660	2060	3350	9.5	9.0	8.7	
35 + 35 + 50	2.45	2.45	3.50	—	3.2	8.4	9.1	660	2060	3350	9.5	9.0	8.7	
4 room	20 + 20 + 20 + 20	2.10	2.10	2.10	2.10	3.6	8.4	9.4	800	1960	3350	9.0	8.6	8.2
	20 + 20 + 20 + 25	1.98	1.98	1.98	2.47	3.6	8.4	9.4	800	1960	3350	9.0	8.6	8.2
	20 + 20 + 20 + 35	1.79	1.79	1.79	3.13	3.6	8.5	9.4	800	1980	3350	9.1	8.7	8.3
	20 + 20 + 20 + 50	1.56	1.56	1.56	3.91	3.6	8.6	9.4	800	2000	3350	9.2	8.8	8.4
	20 + 20 + 20 + 60	1.43	1.43	1.43	4.30	3.6	8.6	9.4	800	2000	3350	9.2	8.8	8.4
	20 + 20 + 25 + 25	1.89	1.89	2.36	2.36	3.6	8.5	9.4	800	1980	3350	9.1	8.7	8.3
	20 + 20 + 25 + 35	1.70	1.70	2.13	2.98	3.6	8.5	9.4	800	1980	3350	9.1	8.7	8.3
	20 + 20 + 25 + 50	1.50	1.50	1.87	3.74	3.6	8.6	9.4	800	2000	3350	9.2	8.8	8.4
	20 + 20 + 25 + 60	1.38	1.38	1.72	4.13	3.6	8.6	9.4	800	2000	3350	9.2	8.8	8.4
	20 + 20 + 35 + 35	1.56	1.56	2.74	2.74	3.6	8.6	9.4	800	2000	3350	9.2	8.8	8.4
	20 + 20 + 35 + 50	1.38	1.38	2.41	3.44	3.6	8.6	9.4	800	2000	3350	9.2	8.8	8.4
	20 + 25 + 25 + 25	1.79	2.24	2.24	2.24	3.6	8.5	9.4	800	1980	3350	9.1	8.7	8.3
	20 + 25 + 25 + 35	1.64	2.05	2.05	2.87	3.6	8.6	9.4	800	2000	3350	9.2	8.8	8.4
	20 + 25 + 25 + 50	1.43	1.79	1.79	3.58	3.6	8.6	9.4	800	2000	3350	9.2	8.8	8.4
	20 + 25 + 35 + 35	1.50	1.87	2.62	2.62	3.6	8.6	9.4	800	2000	3350	9.2	8.8	8.4
	20 + 35 + 35 + 35	1.38	2.41	2.41	2.41	3.6	8.6	9.4	800	2000	3350	9.2	8.8	8.4
	25 + 25 + 25 + 25	2.13	2.13	2.13	2.13	3.6	8.5	9.4	800	1980	3350	9.1	8.7	8.3
	25 + 25 + 25 + 35	1.95	1.95	1.95	2.74	3.6	8.6	9.4	800	2000	3350	9.2	8.8	8.4
	25 + 25 + 25 + 50	1.72	1.72	1.72	3.44	3.6	8.6	9.4	800	2000	3350	9.2	8.8	8.4
	25 + 25 + 35 + 35	1.79	1.79	2.51	2.51	3.6	8.6	9.4	800	2000	3350	9.2	8.8	8.4

**Table of Indoor unit combination SCM71ZJ-S1
<with all indoor unit SRK-ZJX-S/S1 type only>
(Cooling operation)**

Indoor unit combination	Cooling capacity (kW)							Power consumption (W)			Standard current (A)			
	Room cooling capacity (kW)				Total capacity (kW)			Min.	Standard	Max.	220V	230V	240V	
	A room	B room	C room	D room	Min.	Standard	Max.							
1 room	20	2.0	—	—	—	1.8	2.0	2.8	480	500	950	2.3	2.2	2.1
	25	2.5	—	—	—	1.8	2.5	3.4	480	680	1080	3.1	3.0	2.9
	35	3.5	—	—	—	1.8	3.5	3.9	480	1010	1240	4.6	4.4	4.3
	50	5.0	—	—	—	1.8	5.0	6.1	480	1530	2100	7.0	6.7	6.4
	60	6.0	—	—	—	1.8	6.0	7.0	480	1880	2700	8.6	8.3	7.9
2 room	20 + 20	2.00	2.00	—	—	3.0	4.0	6.1	550	850	1910	3.9	3.7	3.6
	20 + 25	2.00	2.50	—	—	3.0	4.5	6.4	550	1070	2060	4.9	4.7	4.5
	20 + 35	2.00	3.50	—	—	3.0	5.5	6.9	550	1470	2320	6.7	6.5	6.2
	20 + 50	1.94	4.86	—	—	3.0	6.8	7.7	550	2030	2750	9.3	8.9	8.5
	20 + 60	1.70	5.10	—	—	3.0	6.8	7.7	550	2030	2750	9.3	8.9	8.5
	25 + 25	2.50	2.50	—	—	3.0	5.0	6.8	550	1250	2270	5.7	5.5	5.3
	25 + 35	2.46	3.44	—	—	3.0	5.9	7.2	550	1660	2470	7.6	7.3	7.0
	25 + 50	2.27	4.53	—	—	3.0	6.8	7.7	550	2030	2750	9.3	8.9	8.5
	25 + 60	2.00	4.80	—	—	3.0	6.8	7.7	550	2030	2750	9.3	8.9	8.5
	35 + 35	3.40	3.40	—	—	3.0	6.8	7.6	550	2030	2680	9.3	8.9	8.5
	35 + 50	2.80	4.00	—	—	3.0	6.8	7.7	550	2030	2750	9.3	8.9	8.5
	35 + 60	2.51	4.29	—	—	3.0	6.8	7.7	550	2030	2750	9.3	8.9	8.5
	50 + 50	3.40	3.40	—	—	3.0	6.8	7.7	550	2030	2750	9.3	8.9	8.5
	50 + 60	3.09	3.71	—	—	3.0	6.8	7.7	550	2030	2750	9.3	8.9	8.5
	60 + 60	3.40	3.40	—	—	3.0	6.8	7.7	550	2030	2750	9.3	8.9	8.5
3 room	20 + 20 + 20	2.00	2.00	2.00	—	3.7	6.0	8.2	670	1380	2750	6.3	6.1	5.8
	20 + 20 + 25	2.00	2.00	2.50	—	3.7	6.5	8.2	670	1560	2750	7.2	6.9	6.6
	20 + 20 + 35	1.84	1.84	3.22	—	3.7	6.9	8.2	670	1830	2750	8.4	8.0	7.7
	20 + 20 + 50	1.53	1.53	3.83	—	3.7	6.9	8.2	670	1830	2750	8.4	8.0	7.7
	20 + 20 + 60	1.38	1.38	4.14	—	3.7	6.9	8.2	670	1830	2750	8.4	8.0	7.7
	20 + 25 + 25	1.94	2.43	2.43	—	3.7	6.8	8.2	670	1740	2750	8.0	7.6	7.3
	20 + 25 + 35	1.73	2.16	3.02	—	3.7	6.9	8.2	670	1830	2750	8.4	8.0	7.7
	20 + 25 + 50	1.45	1.82	3.63	—	3.7	6.9	8.2	670	1830	2750	8.4	8.0	7.7
	20 + 25 + 60	1.31	1.64	3.94	—	3.7	6.9	8.2	670	1830	2750	8.4	8.0	7.7
	20 + 35 + 35	1.53	2.68	2.68	—	3.7	6.9	8.2	670	1830	2750	8.4	8.0	7.7
	20 + 35 + 50	1.31	2.30	3.29	—	3.7	6.9	8.2	670	1830	2750	8.4	8.0	7.7
	20 + 35 + 60	1.20	2.10	3.60	—	3.7	6.9	8.2	670	1830	2750	8.4	8.0	7.7
	20 + 50 + 50	1.15	2.88	2.88	—	3.7	6.9	8.2	670	1830	2750	8.4	8.0	7.7
	25 + 25 + 25	2.30	2.30	2.30	—	3.7	6.9	8.2	670	1830	2750	8.4	8.0	7.7
	25 + 25 + 35	2.03	2.03	2.84	—	3.7	6.9	8.2	670	1830	2750	8.4	8.0	7.7
	25 + 25 + 50	1.73	1.73	3.45	—	3.7	6.9	8.2	670	1830	2750	8.4	8.0	7.7
	25 + 25 + 60	1.57	1.57	3.76	—	3.7	6.9	8.2	670	1830	2750	8.4	8.0	7.7
	25 + 35 + 35	1.82	2.54	2.54	—	3.7	6.9	8.2	670	1830	2750	8.4	8.0	7.7
	25 + 35 + 50	1.57	2.20	3.14	—	3.7	6.9	8.2	670	1830	2750	8.4	8.0	7.7
	25 + 35 + 60	1.44	2.01	3.45	—	3.7	6.9	8.2	670	1830	2750	8.4	8.0	7.7
25 + 50 + 50	1.38	2.76	2.76	—	3.7	6.9	8.2	670	1830	2750	8.4	8.0	7.7	
35 + 35 + 35	2.30	2.30	2.30	—	3.7	6.9	8.2	670	1830	2750	8.4	8.0	7.7	
35 + 35 + 50	2.01	2.01	2.88	—	3.7	6.9	8.2	670	1830	2750	8.4	8.0	7.7	
4 room	20 + 20 + 20 + 20	1.73	1.73	1.73	1.73	4.4	6.9	8.8	890	1700	2750	7.8	7.5	7.2
	20 + 20 + 20 + 25	1.62	1.62	1.62	2.03	4.4	6.9	8.8	890	1700	2750	7.8	7.5	7.2
	20 + 20 + 20 + 35	1.49	1.49	1.49	2.62	4.4	7.1	8.8	890	1740	2750	8.0	7.6	7.3
	20 + 20 + 20 + 50	1.29	1.29	1.29	3.23	4.4	7.1	8.8	890	1740	2750	8.0	7.6	7.3
	20 + 20 + 20 + 60	1.18	1.18	1.18	3.55	4.4	7.1	8.8	890	1740	2750	8.0	7.6	7.3
	20 + 20 + 25 + 25	1.53	1.53	1.92	1.92	4.4	6.9	8.8	890	1700	2750	7.8	7.5	7.2
	20 + 20 + 25 + 35	1.42	1.42	1.78	2.49	4.4	7.1	8.8	890	1740	2750	8.0	7.6	7.3
	20 + 20 + 25 + 50	1.23	1.23	1.54	3.09	4.4	7.1	8.8	890	1740	2750	8.0	7.6	7.3
	20 + 20 + 25 + 60	1.14	1.14	1.42	3.41	4.4	7.1	8.8	890	1740	2750	8.0	7.6	7.3
	20 + 20 + 35 + 35	1.29	1.29	2.26	2.26	4.4	7.1	8.8	890	1740	2750	8.0	7.6	7.3
	20 + 20 + 35 + 50	1.14	1.14	1.99	2.84	4.4	7.1	8.8	890	1740	2750	8.0	7.6	7.3
	20 + 25 + 25 + 25	1.49	1.87	1.87	1.87	4.4	7.1	8.8	890	1740	2750	8.0	7.6	7.3
	20 + 25 + 25 + 35	1.35	1.69	1.69	2.37	4.4	7.1	8.8	890	1740	2750	8.0	7.6	7.3
	20 + 25 + 25 + 50	1.18	1.48	1.48	2.96	4.4	7.1	8.8	890	1740	2750	8.0	7.6	7.3
	20 + 25 + 35 + 35	1.23	1.54	2.16	2.16	4.4	7.1	8.8	890	1740	2750	8.0	7.6	7.3
	20 + 35 + 35 + 35	1.14	1.99	1.99	1.99	4.4	7.1	8.8	890	1740	2750	8.0	7.6	7.3
	25 + 25 + 25 + 25	1.78	1.78	1.78	1.78	4.4	7.1	8.8	890	1740	2750	8.0	7.6	7.3
	25 + 25 + 25 + 35	1.61	1.61	1.61	2.26	4.4	7.1	8.8	890	1740	2750	8.0	7.6	7.3
	25 + 25 + 25 + 50	1.42	1.42	1.42	2.84	4.4	7.1	8.8	890	1740	2750	8.0	7.6	7.3
	25 + 25 + 35 + 35	1.48	1.48	2.07	2.07	4.4	7.1	8.8	890	1740	2750	8.0	7.6	7.3

Table of Indoor unit combination SCM71ZJ-S1

<with indoor unit except all indoor unit SRK-ZJX-S/S1 type only>

(Heating operation)

Indoor unit combination	Heating capacity (kW)							Power consumption (W)			Standard current (A)			
	Room heating capacity (kW)				Total capacity (kW)			Min.	Standard	Max.	220V	230V	240V	
	A room	B room	C room	D room	Min.	Standard	Max.							
1 room	20	3.0	—	—	—	1.5	3.0	3.5	600	1060	1330	4.9	4.7	4.5
	25	3.4	—	—	—	1.5	3.4	4.0	600	1220	1510	5.6	5.4	5.1
	35	4.5	—	—	—	1.5	4.5	4.8	600	1510	1790	6.9	6.6	6.4
	50	5.8	—	—	—	1.5	5.8	6.2	600	1950	2310	9.0	8.6	8.2
2 room	60	6.8	—	—	—	1.5	6.8	7.1	600	2240	2660	10.3	9.8	9.4
	20 + 20	2.70	2.70	—	—	2.1	5.4	7.0	630	1370	1870	6.3	6.0	5.8
	20 + 25	2.62	3.28	—	—	2.1	5.9	7.3	630	1560	2130	7.2	6.9	6.6
	20 + 35	2.51	4.39	—	—	2.1	6.9	7.9	630	1950	2650	9.0	8.6	8.2
	20 + 50	2.34	5.86	—	—	2.1	8.2	8.3	630	2490	3350	11.4	10.9	10.5
	20 + 60	2.05	6.15	—	—	2.1	8.2	8.3	630	2490	3350	11.4	10.9	10.5
	25 + 25	3.20	3.20	—	—	2.1	6.4	7.7	630	1740	2480	8.0	7.6	7.3
	25 + 35	3.08	4.32	—	—	2.1	7.4	8.2	630	2130	2910	9.8	9.4	9.0
	25 + 50	2.73	5.47	—	—	2.1	8.2	8.3	630	2490	3350	11.4	10.9	10.5
	25 + 60	2.41	5.79	—	—	2.1	8.2	8.3	630	2490	3350	11.4	10.9	10.5
	35 + 35	4.10	4.10	—	—	2.1	8.2	8.3	630	2490	3350	11.4	10.9	10.5
	35 + 50	3.38	4.82	—	—	2.1	8.2	8.3	630	2490	3350	11.4	10.9	10.5
	35 + 60	3.02	5.18	—	—	2.1	8.2	8.3	630	2490	3350	11.4	10.9	10.5
	50 + 50	4.10	4.10	—	—	2.1	8.2	8.3	630	2490	3350	11.4	10.9	10.5
	50 + 60	3.73	4.47	—	—	2.1	8.2	8.3	630	2490	3350	11.4	10.9	10.5
	60 + 60	4.10	4.10	—	—	2.1	8.2	8.3	630	2490	3350	11.4	10.9	10.5
3 room	20 + 20 + 20	2.57	2.57	2.57	—	3.2	7.7	8.9	660	1870	3350	8.6	8.2	7.9
	20 + 20 + 25	2.46	2.46	3.08	—	3.2	8.0	8.9	660	1970	3350	9.0	8.7	8.3
	20 + 20 + 35	2.24	2.24	3.92	—	3.2	8.4	8.9	660	2100	3350	9.6	9.2	8.8
	20 + 20 + 50	1.87	1.87	4.67	—	3.2	8.4	8.9	660	2100	3350	9.6	9.2	8.8
	20 + 20 + 60	1.68	1.68	5.04	—	3.2	8.4	8.9	660	2100	3350	9.6	9.2	8.8
	20 + 25 + 25	2.34	2.93	2.93	—	3.2	8.2	8.9	660	2030	3350	9.3	8.9	8.5
	20 + 25 + 35	2.10	2.63	3.68	—	3.2	8.4	8.9	660	2100	3350	9.6	9.2	8.8
	20 + 25 + 50	1.77	2.21	4.42	—	3.2	8.4	8.9	660	2100	3350	9.6	9.2	8.8
	20 + 25 + 60	1.60	2.00	4.80	—	3.2	8.4	8.9	660	2100	3350	9.6	9.2	8.8
	20 + 35 + 35	1.87	3.27	3.27	—	3.2	8.4	8.9	660	2100	3350	9.6	9.2	8.8
	20 + 35 + 50	1.60	2.80	4.00	—	3.2	8.4	8.9	660	2100	3350	9.6	9.2	8.8
	20 + 35 + 60	1.46	2.56	4.38	—	3.2	8.4	8.9	660	2100	3350	9.6	9.2	8.8
	20 + 50 + 50	1.40	3.50	3.50	—	3.2	8.4	8.9	660	2100	3350	9.6	9.2	8.8
	25 + 25 + 25	2.80	2.80	2.80	—	3.2	8.4	8.9	660	2100	3350	9.6	9.2	8.8
	25 + 25 + 35	2.47	2.47	3.46	—	3.2	8.4	8.9	660	2100	3350	9.6	9.2	8.8
	25 + 25 + 50	2.10	2.10	4.20	—	3.2	8.4	8.9	660	2100	3350	9.6	9.2	8.8
	25 + 25 + 60	1.91	1.91	4.58	—	3.2	8.4	8.9	660	2100	3350	9.6	9.2	8.8
	25 + 35 + 35	2.21	3.09	3.09	—	3.2	8.4	8.9	660	2100	3350	9.6	9.2	8.8
	25 + 35 + 50	1.91	2.67	3.82	—	3.2	8.4	8.9	660	2100	3350	9.6	9.2	8.8
	25 + 35 + 60	1.75	2.45	4.20	—	3.2	8.4	8.9	660	2100	3350	9.6	9.2	8.8
25 + 50 + 50	1.68	3.36	3.36	—	3.2	8.4	8.9	660	2100	3350	9.6	9.2	8.8	
35 + 35 + 35	2.80	2.80	2.80	—	3.2	8.4	8.9	660	2100	3350	9.6	9.2	8.8	
35 + 35 + 50	2.45	2.45	3.50	—	3.2	8.4	8.9	660	2100	3350	9.6	9.2	8.8	
4 room	20 + 20 + 20 + 20	2.10	2.10	2.10	2.10	3.6	8.4	9.1	800	2010	3350	9.2	8.8	8.5
	20 + 20 + 20 + 25	1.98	1.98	1.98	2.47	3.6	8.4	9.1	800	2010	3350	9.2	8.8	8.5
	20 + 20 + 20 + 35	1.79	1.79	1.79	3.13	3.6	8.5	9.1	800	2030	3350	9.3	8.9	8.5
	20 + 20 + 20 + 50	1.56	1.56	1.56	3.91	3.6	8.6	9.1	800	2050	3350	9.4	9.0	8.6
	20 + 20 + 20 + 60	1.43	1.43	1.43	4.30	3.6	8.6	9.1	800	2050	3350	9.4	9.0	8.6
	20 + 20 + 25 + 25	1.89	1.89	2.36	2.36	3.6	8.5	9.1	800	2030	3350	9.3	8.9	8.5
	20 + 20 + 25 + 35	1.70	1.70	2.13	2.98	3.6	8.5	9.1	800	2030	3350	9.3	8.9	8.5
	20 + 20 + 25 + 50	1.50	1.50	1.87	3.74	3.6	8.6	9.1	800	2050	3350	9.4	9.0	8.6
	20 + 20 + 25 + 60	1.38	1.38	1.72	4.13	3.6	8.6	9.1	800	2050	3350	9.4	9.0	8.6
	20 + 20 + 35 + 35	1.56	1.56	2.74	2.74	3.6	8.6	9.1	800	2050	3350	9.4	9.0	8.6
	20 + 20 + 35 + 50	1.38	1.38	2.41	3.44	3.6	8.6	9.1	800	2050	3350	9.4	9.0	8.6
	20 + 25 + 25 + 25	1.79	2.24	2.24	2.24	3.6	8.5	9.1	800	2030	3350	9.3	8.9	8.5
	20 + 25 + 25 + 35	1.64	2.05	2.05	2.87	3.6	8.6	9.1	800	2050	3350	9.4	9.0	8.6
	20 + 25 + 25 + 50	1.43	1.79	1.79	3.58	3.6	8.6	9.1	800	2050	3350	9.4	9.0	8.6
	20 + 25 + 35 + 35	1.50	1.87	2.62	2.62	3.6	8.6	9.1	800	2050	3350	9.4	9.0	8.6
	20 + 35 + 35 + 35	1.38	2.41	2.41	2.41	3.6	8.6	9.1	800	2050	3350	9.4	9.0	8.6
	25 + 25 + 25 + 25	2.13	2.13	2.13	2.13	3.6	8.5	9.1	800	2030	3350	9.3	8.9	8.5
	25 + 25 + 25 + 35	1.95	1.95	1.95	2.74	3.6	8.6	9.1	800	2050	3350	9.4	9.0	8.6
	25 + 25 + 25 + 50	1.72	1.72	1.72	3.44	3.6	8.6	9.1	800	2050	3350	9.4	9.0	8.6
	25 + 25 + 35 + 35	1.79	1.79	2.51	2.51	3.6	8.6	9.1	800	2050	3350	9.4	9.0	8.6

**Table of Indoor unit combination SCM71ZJ-S1
<with indoor unit except all indoor unit SRK-ZJX-S/S1 type only>
(Cooling operation)**

Indoor unit combination	Cooling capacity (kW)							Power consumption (W)			Standard current (A)			
	Room cooling capacity (kW)				Total capacity (kW)			Min.	Standard	Max.	220V	230V	240V	
	A room	B room	C room	D room	Min.	Standard	Max.							
1 room	20	2.0	—	—	—	1.8	2.0	2.7	480	530	950	2.4	2.3	2.2
	25	2.5	—	—	—	1.8	2.5	3.2	480	730	1080	3.4	3.2	3.1
	35	3.5	—	—	—	1.8	3.5	3.7	480	1120	1240	5.1	4.9	4.7
	50	5.0	—	—	—	1.8	5.0	5.8	480	1710	2100	7.9	7.5	7.2
	60	6.0	—	—	—	1.8	6.0	6.7	480	2140	2700	9.8	9.4	9.0
2 room	20 + 20	2.00	2.00	—	—	3.0	4.0	5.8	550	930	1910	4.3	4.1	3.9
	20 + 25	2.00	2.50	—	—	3.0	4.5	6.1	550	1170	2060	5.4	5.1	4.9
	20 + 35	2.00	3.50	—	—	3.0	5.5	6.6	550	1590	2320	7.3	7.0	6.7
	20 + 50	1.94	4.86	—	—	3.0	6.8	7.3	550	2150	2750	9.9	9.4	9.0
	20 + 60	1.70	5.10	—	—	3.0	6.8	7.3	550	2150	2750	9.9	9.4	9.0
	25 + 25	2.50	2.50	—	—	3.0	5.0	6.5	550	1360	2270	6.2	6.0	5.7
	25 + 35	2.46	3.44	—	—	3.0	5.9	6.8	550	1780	2470	8.2	7.8	7.5
	25 + 50	2.27	4.53	—	—	3.0	6.8	7.3	550	2150	2750	9.9	9.4	9.0
	25 + 60	2.00	4.80	—	—	3.0	6.8	7.3	550	2150	2750	9.9	9.4	9.0
	35 + 35	3.40	3.40	—	—	3.0	6.8	7.2	550	2150	2680	9.9	9.4	9.0
	35 + 50	2.80	4.00	—	—	3.0	6.8	7.3	550	2150	2750	9.9	9.4	9.0
	35 + 60	2.51	4.29	—	—	3.0	6.8	7.3	550	2150	2750	9.9	9.4	9.0
	50 + 50	3.40	3.40	—	—	3.0	6.8	7.3	550	2150	2750	9.9	9.4	9.0
	50 + 60	3.09	3.71	—	—	3.0	6.8	7.3	550	2150	2750	9.9	9.4	9.0
	60 + 60	3.40	3.40	—	—	3.0	6.8	7.3	550	2150	2750	9.9	9.4	9.0
3 room	20 + 20 + 20	2.00	2.00	2.00	—	3.7	6.0	7.8	670	1450	2750	6.7	6.4	6.1
	20 + 20 + 25	2.00	2.00	2.50	—	3.7	6.5	7.8	670	1630	2750	7.5	7.2	6.9
	20 + 20 + 35	1.84	1.84	3.22	—	3.7	6.9	7.8	670	1910	2750	8.8	8.4	8.0
	20 + 20 + 50	1.53	1.53	3.83	—	3.7	6.9	7.8	670	1910	2750	8.8	8.4	8.0
	20 + 20 + 60	1.38	1.38	4.14	—	3.7	6.9	7.8	670	1910	2750	8.8	8.4	8.0
	20 + 25 + 25	1.94	2.43	2.43	—	3.7	6.8	7.8	670	1820	2750	8.4	8.0	7.7
	20 + 25 + 35	1.73	2.16	3.02	—	3.7	6.9	7.8	670	1910	2750	8.8	8.4	8.0
	20 + 25 + 50	1.45	1.82	3.63	—	3.7	6.9	7.8	670	1910	2750	8.8	8.4	8.0
	20 + 25 + 60	1.31	1.64	3.94	—	3.7	6.9	7.8	670	1910	2750	8.8	8.4	8.0
	20 + 35 + 35	1.53	2.68	2.68	—	3.7	6.9	7.8	670	1910	2750	8.8	8.4	8.0
	20 + 35 + 50	1.31	2.30	3.29	—	3.7	6.9	7.8	670	1910	2750	8.8	8.4	8.0
	20 + 35 + 60	1.20	2.10	3.60	—	3.7	6.9	7.8	670	1910	2750	8.8	8.4	8.0
	20 + 50 + 50	1.15	2.88	2.88	—	3.7	6.9	7.8	670	1910	2750	8.8	8.4	8.0
	25 + 25 + 25	2.30	2.30	2.30	—	3.7	6.9	7.8	670	1910	2750	8.8	8.4	8.0
	25 + 25 + 35	2.03	2.03	2.84	—	3.7	6.9	7.8	670	1910	2750	8.8	8.4	8.0
	25 + 25 + 50	1.73	1.73	3.45	—	3.7	6.9	7.8	670	1910	2750	8.8	8.4	8.0
	25 + 25 + 60	1.57	1.57	3.76	—	3.7	6.9	7.8	670	1910	2750	8.8	8.4	8.0
	25 + 35 + 35	1.82	2.54	2.54	—	3.7	6.9	7.8	670	1910	2750	8.8	8.4	8.0
	25 + 35 + 50	1.57	2.20	3.14	—	3.7	6.9	7.8	670	1910	2750	8.8	8.4	8.0
	25 + 35 + 60	1.44	2.01	3.45	—	3.7	6.9	7.8	670	1910	2750	8.8	8.4	8.0
25 + 50 + 50	1.38	2.76	2.76	—	3.7	6.9	7.8	670	1910	2750	8.8	8.4	8.0	
35 + 35 + 35	2.30	2.30	2.30	—	3.7	6.9	7.8	670	1910	2750	8.8	8.4	8.0	
35 + 35 + 50	2.01	2.01	2.88	—	3.7	6.9	7.8	670	1910	2750	8.8	8.4	8.0	
4 room	20 + 20 + 20 + 20	1.73	1.73	1.73	1.73	4.4	6.9	8.3	890	1750	2750	8.0	7.7	7.4
	20 + 20 + 20 + 25	1.62	1.62	1.62	2.03	4.4	6.9	8.3	890	1750	2750	8.0	7.7	7.4
	20 + 20 + 20 + 35	1.49	1.49	1.49	2.62	4.4	7.1	8.3	890	1790	2750	8.2	7.9	7.5
	20 + 20 + 20 + 50	1.29	1.29	1.29	3.23	4.4	7.1	8.3	890	1790	2750	8.2	7.9	7.5
	20 + 20 + 20 + 60	1.18	1.18	1.18	3.55	4.4	7.1	8.3	890	1790	2750	8.2	7.9	7.5
	20 + 20 + 25 + 25	1.53	1.53	1.92	1.92	4.4	6.9	8.3	890	1750	2750	8.0	7.7	7.4
	20 + 20 + 25 + 35	1.42	1.42	1.78	2.49	4.4	7.1	8.3	890	1790	2750	8.2	7.9	7.5
	20 + 20 + 25 + 50	1.23	1.23	1.54	3.09	4.4	7.1	8.3	890	1790	2750	8.2	7.9	7.5
	20 + 20 + 25 + 60	1.14	1.14	1.42	3.41	4.4	7.1	8.3	890	1790	2750	8.2	7.9	7.5
	20 + 20 + 35 + 35	1.29	1.29	2.26	2.26	4.4	7.1	8.3	890	1790	2750	8.2	7.9	7.5
	20 + 20 + 35 + 50	1.14	1.14	1.99	2.84	4.4	7.1	8.3	890	1790	2750	8.2	7.9	7.5
	20 + 25 + 25 + 25	1.49	1.87	1.87	1.87	4.4	7.1	8.3	890	1790	2750	8.2	7.9	7.5
	20 + 25 + 25 + 35	1.35	1.69	1.69	2.37	4.4	7.1	8.3	890	1790	2750	8.2	7.9	7.5
	20 + 25 + 25 + 50	1.18	1.48	1.48	2.96	4.4	7.1	8.3	890	1790	2750	8.2	7.9	7.5
	20 + 25 + 35 + 35	1.23	1.54	2.16	2.16	4.4	7.1	8.3	890	1790	2750	8.2	7.9	7.5
	20 + 35 + 35 + 35	1.14	1.99	1.99	1.99	4.4	7.1	8.3	890	1790	2750	8.2	7.9	7.5
	25 + 25 + 25 + 25	1.78	1.78	1.78	1.78	4.4	7.1	8.3	890	1790	2750	8.2	7.9	7.5
	25 + 25 + 25 + 35	1.61	1.61	1.61	2.26	4.4	7.1	8.3	890	1790	2750	8.2	7.9	7.5
	25 + 25 + 25 + 50	1.42	1.42	1.42	2.84	4.4	7.1	8.3	890	1790	2750	8.2	7.9	7.5
	25 + 25 + 35 + 35	1.48	1.48	2.07	2.07	4.4	7.1	8.3	890	1790	2750	8.2	7.9	7.5

**Table of Indoor unit combination SCM80ZJ-S1
<with all indoor unit SRK-ZJX-S/S1 type only>
(Heating operation)**

Indoor unit combination	Heating capacity (kW)							Power consumption (W)			Standard current (A)			
	Room heating capacity (kW)				Total capacity (kW)			Min.	Standard	Max.	220V	230V	240V	
	A room	B room	C room	D room	Min.	Standard	Max.							
1 room	20	3.0	—	—	—	1.5	3.0	3.7	600	840	1330	3.9	3.7	3.5
	25	3.4	—	—	—	1.5	3.4	4.2	600	1000	1510	4.6	4.4	4.2
	35	4.5	—	—	—	1.5	4.5	5.0	600	1330	1790	6.1	5.8	5.6
	50	5.8	—	—	—	1.5	5.8	6.5	600	1780	2310	8.2	7.8	7.5
	60	6.8	—	—	—	1.5	6.8	7.5	600	2100	2660	9.6	9.2	8.8
2 room	20 + 20	2.70	2.70	—	—	2.1	5.4	7.4	630	1340	1870	6.2	5.9	5.6
	20 + 25	2.62	3.28	—	—	2.1	5.9	7.7	630	1530	2130	7.0	6.7	6.4
	20 + 35	2.51	4.39	—	—	2.1	6.9	8.3	630	1910	2650	8.8	8.4	8.0
	20 + 50	2.37	5.93	—	—	2.1	8.3	8.8	630	2460	3430	11.3	10.8	10.4
	20 + 60	2.08	6.23	—	—	2.1	8.3	8.8	630	2460	3430	11.3	10.8	10.4
	25 + 25	3.20	3.20	—	—	2.1	6.4	8.1	630	1700	2480	7.8	7.5	7.2
	25 + 35	3.08	4.32	—	—	2.1	7.4	8.6	630	2090	2910	9.6	9.2	8.8
	25 + 50	2.77	5.53	—	—	2.1	8.3	8.8	630	2460	3430	11.3	10.8	10.4
	25 + 60	2.44	5.86	—	—	2.1	8.3	8.8	630	2460	3430	11.3	10.8	10.4
	35 + 35	4.15	4.15	—	—	2.1	8.3	8.8	630	2460	3430	11.3	10.8	10.4
	35 + 50	3.42	4.88	—	—	2.1	8.3	8.8	630	2460	3430	11.3	10.8	10.4
	35 + 60	3.06	5.24	—	—	2.1	8.3	8.8	630	2460	3430	11.3	10.8	10.4
	50 + 50	4.15	4.15	—	—	2.1	8.3	8.8	630	2460	3430	11.3	10.8	10.4
	50 + 60	3.77	4.53	—	—	2.1	8.3	8.8	630	2460	3430	11.3	10.8	10.4
	60 + 60	4.15	4.15	—	—	2.1	8.3	8.8	630	2460	3430	11.3	10.8	10.4
3 room	20 + 20 + 20	2.57	2.57	2.57	—	3.2	7.7	9.3	660	1830	3430	8.4	8.0	7.7
	20 + 20 + 25	2.46	2.46	3.08	—	3.2	8.0	9.3	660	1930	3430	8.9	8.5	8.1
	20 + 20 + 35	2.27	2.27	3.97	—	3.2	8.5	9.3	660	2090	3430	9.6	9.2	8.8
	20 + 20 + 50	2.00	2.00	5.00	—	3.2	9.0	9.3	660	2250	3430	10.3	9.9	9.5
	20 + 20 + 60	1.80	1.80	5.40	—	3.2	9.0	9.3	660	2250	3430	10.3	9.9	9.5
	20 + 25 + 25	2.34	2.93	2.93	—	3.2	8.2	9.3	660	1990	3430	9.1	8.7	8.4
	20 + 25 + 35	2.20	2.75	3.85	—	3.2	8.8	9.3	660	2180	3430	10.0	9.6	9.2
	20 + 25 + 50	1.89	2.37	4.74	—	3.2	9.0	9.3	660	2250	3430	10.3	9.9	9.5
	20 + 25 + 60	1.71	2.14	5.14	—	3.2	9.0	9.3	660	2250	3430	10.3	9.9	9.5
	20 + 35 + 35	2.00	3.50	3.50	—	3.2	9.0	9.3	660	2250	3430	10.3	9.9	9.5
	20 + 35 + 50	1.71	3.00	4.29	—	3.2	9.0	9.3	660	2250	3430	10.3	9.9	9.5
	20 + 35 + 60	1.57	2.74	4.70	—	3.2	9.0	9.3	660	2250	3430	10.3	9.9	9.5
	20 + 50 + 50	1.50	3.75	3.75	—	3.2	9.0	9.3	660	2250	3430	10.3	9.9	9.5
	20 + 50 + 60	1.38	3.46	4.15	—	3.2	9.0	9.3	660	2250	3430	10.3	9.9	9.5
	25 + 25 + 25	2.83	2.83	2.83	—	3.2	8.5	9.3	660	2090	3430	9.6	9.2	8.8
	25 + 25 + 35	2.65	2.65	3.71	—	3.2	9.0	9.3	660	2250	3430	10.3	9.9	9.5
	25 + 25 + 50	2.25	2.25	4.50	—	3.2	9.0	9.3	660	2250	3430	10.3	9.9	9.5
	25 + 25 + 60	2.05	2.05	4.91	—	3.2	9.0	9.3	660	2250	3430	10.3	9.9	9.5
	25 + 35 + 35	2.37	3.32	3.32	—	3.2	9.0	9.3	660	2250	3430	10.3	9.9	9.5
	25 + 35 + 50	2.05	2.86	4.09	—	3.2	9.0	9.3	660	2250	3430	10.3	9.9	9.5
	25 + 35 + 60	1.88	2.63	4.50	—	3.2	9.0	9.3	660	2250	3430	10.3	9.9	9.5
	25 + 50 + 50	1.80	3.60	3.60	—	3.2	9.0	9.3	660	2250	3430	10.3	9.9	9.5
	25 + 50 + 60	1.67	3.33	4.00	—	3.2	9.0	9.3	660	2250	3430	10.3	9.9	9.5
	35 + 35 + 35	3.00	3.00	3.00	—	3.2	9.0	9.3	660	2250	3430	10.3	9.9	9.5
	35 + 35 + 50	2.63	2.63	3.75	—	3.2	9.0	9.3	660	2250	3430	10.3	9.9	9.5
35 + 35 + 60	2.42	2.42	4.15	—	3.2	9.0	9.3	660	2250	3430	10.3	9.9	9.5	
35 + 50 + 50	2.33	3.33	3.33	—	3.2	9.0	9.3	660	2250	3430	10.3	9.9	9.5	
4 room	20 + 20 + 20 + 20	2.28	2.28	2.28	2.28	3.6	9.1	9.8	800	2220	3430	10.2	9.7	9.3
	20 + 20 + 20 + 25	2.14	2.14	2.14	2.68	3.6	9.1	9.8	800	2220	3430	10.2	9.7	9.3
	20 + 20 + 20 + 35	1.94	1.94	1.94	3.39	3.6	9.2	9.8	800	2240	3430	10.3	9.8	9.4
	20 + 20 + 20 + 50	1.67	1.67	1.67	4.18	3.6	9.2	9.8	800	2240	3430	10.3	9.8	9.4
	20 + 20 + 20 + 60	1.55	1.55	1.55	4.65	3.6	9.3	9.8	800	2260	3430	10.4	10.0	9.5
	20 + 20 + 25 + 25	2.04	2.04	2.56	2.56	3.6	9.2	9.8	800	2240	3430	10.3	9.8	9.4
	20 + 20 + 25 + 35	1.84	1.84	2.30	3.22	3.6	9.2	9.8	800	2240	3430	10.3	9.8	9.4
	20 + 20 + 25 + 50	1.62	1.62	2.02	4.04	3.6	9.3	9.8	800	2260	3430	10.4	10.0	9.5
	20 + 20 + 25 + 60	1.49	1.49	1.86	4.46	3.6	9.3	9.8	800	2260	3430	10.4	10.0	9.5
	20 + 20 + 35 + 35	1.67	1.67	2.93	2.93	3.6	9.2	9.8	800	2240	3430	10.3	9.8	9.4
	20 + 20 + 35 + 50	1.49	1.49	2.60	3.72	3.6	9.3	9.8	800	2260	3430	10.4	10.0	9.5
	20 + 20 + 35 + 60	1.38	1.38	2.41	4.13	3.6	9.3	9.8	800	2260	3430	10.4	10.0	9.5
	20 + 25 + 25 + 25	1.94	2.42	2.42	2.42	3.6	9.2	9.8	800	2240	3430	10.3	9.8	9.4
	20 + 25 + 25 + 35	1.75	2.19	2.19	3.07	3.6	9.2	9.8	800	2240	3430	10.3	9.8	9.4
	20 + 25 + 25 + 50	1.55	1.94	1.94	3.88	3.6	9.3	9.8	800	2260	3430	10.4	10.0	9.5
	20 + 25 + 25 + 60	1.43	1.79	1.79	4.29	3.6	9.3	9.8	800	2260	3430	10.4	10.0	9.5
	20 + 25 + 35 + 35	1.62	2.02	2.83	2.83	3.6	9.3	9.8	800	2260	3430	10.4	10.0	9.5
	20 + 25 + 35 + 50	1.43	1.79	2.50	3.58	3.6	9.3	9.8	800	2260	3430	10.4	10.0	9.5
	20 + 35 + 35 + 35	1.49	2.60	2.60	2.60	3.6	9.3	9.8	800	2260	3430	10.4	10.0	9.5
	25 + 25 + 25 + 25	2.30	2.30	2.30	2.30	3.6	9.2	9.8	800	2240	3430	10.3	9.8	9.4
	25 + 25 + 25 + 35	2.09	2.09	2.09	2.93	3.6	9.2	9.8	800	2240	3430	10.3	9.8	9.4
	25 + 25 + 25 + 50	1.86	1.86	1.86	3.72	3.6	9.3	9.8	800	2260	3430	10.4	10.0	9.5
	25 + 25 + 25 + 60	1.72	1.72	1.72	4.13	3.6	9.3	9.8	800	2260	3430	10.4	10.0	9.5
	25 + 25 + 35 + 35	1.94	1.94	2.71	2.71	3.6	9.3	9.8	800	2260	3430	10.4	10.0	9.5
	25 + 25 + 35 + 50	1.72	1.72	2.41	3.44	3.6	9.3	9.8	800	2260	3430	10.4	10.0	9.5
25 + 35 + 35 + 35	1.79	2.50	2.50	2.50	3.6	9.3	9.8	800	2260	3430	10.4	10.0	9.5	

**Table of Indoor unit combination SCM80ZJ-S1
<with all indoor unit SRK-ZJX-S/S1 type only>
(Cooling operation)**

Indoor unit combination	Cooling capacity (kW)							Power consumption (W)			Standard current (A)			
	Room cooling capacity (kW)				Total capacity (kW)			Min.	Standard	Max.	220V	230V	240V	
	A room	B room	C room	D room	Min.	Standard	Max.							
1 room	20	2.0	—	—	—	1.8	2.0	2.8	480	500	950	2.3	2.2	2.1
	25	2.5	—	—	—	1.8	2.5	3.4	480	680	1080	3.1	3.0	2.9
	35	3.5	—	—	—	1.8	3.5	3.9	480	1010	1240	4.6	4.4	4.3
	50	5.0	—	—	—	1.8	5.0	6.1	480	1530	2100	7.0	6.7	6.4
	60	6.0	—	—	—	1.8	6.0	7.0	480	1880	2700	8.6	8.3	7.9
2 room	20 + 20	2.00	2.00	—	—	3.0	4.0	6.1	550	850	1910	3.9	3.7	3.6
	20 + 25	2.00	2.50	—	—	3.0	4.5	6.4	550	1070	2060	4.9	4.7	4.5
	20 + 35	2.00	3.50	—	—	3.0	5.5	6.9	550	1470	2320	6.7	6.5	6.2
	20 + 50	1.97	4.93	—	—	3.0	6.9	7.9	550	2070	2830	9.5	9.1	8.7
	20 + 60	1.85	5.55	—	—	3.0	7.4	7.9	550	2290	2830	10.5	10.1	9.6
	25 + 25	2.50	2.50	—	—	3.0	5.0	6.8	550	1250	2270	5.7	5.5	5.3
	25 + 35	2.46	3.44	—	—	3.0	5.9	7.2	550	1660	2470	7.6	7.3	7.0
	25 + 50	2.47	4.93	—	—	3.0	7.4	7.9	550	2290	2830	10.5	10.1	9.6
	25 + 60	2.18	5.22	—	—	3.0	7.4	7.9	550	2290	2830	10.5	10.1	9.6
	35 + 35	3.45	3.45	—	—	3.0	6.9	7.6	550	2070	2680	9.5	9.1	8.7
	35 + 50	3.05	4.35	—	—	3.0	7.4	7.9	550	2290	2830	10.5	10.1	9.6
	35 + 60	2.73	4.67	—	—	3.0	7.4	7.9	550	2290	2830	10.5	10.1	9.6
	50 + 50	3.70	3.70	—	—	3.0	7.4	7.9	550	2290	2830	10.5	10.1	9.6
	50 + 60	3.36	4.04	—	—	3.0	7.4	7.9	550	2290	2830	10.5	10.1	9.6
	60 + 60	3.70	3.70	—	—	3.0	7.4	7.9	550	2290	2830	10.5	10.1	9.6
3 room	20 + 20 + 20	2.00	2.00	2.00	—	3.7	6.0	8.5	670	1380	2830	6.3	6.1	5.8
	20 + 20 + 25	2.00	2.00	2.50	—	3.7	6.5	8.5	670	1560	2830	7.2	6.9	6.6
	20 + 20 + 35	1.89	1.89	3.31	—	3.7	7.1	8.5	670	1880	2830	8.6	8.3	7.9
	20 + 20 + 50	1.73	1.73	4.33	—	3.7	7.8	8.5	670	2230	2830	10.2	9.8	9.4
	20 + 20 + 60	1.56	1.56	4.68	—	3.7	7.8	8.5	670	2230	2830	10.2	9.8	9.4
	20 + 25 + 25	1.94	2.43	2.43	—	3.7	6.8	8.5	670	1740	2830	8.0	7.6	7.3
	20 + 25 + 35	1.88	2.34	3.28	—	3.7	7.5	8.5	670	2050	2830	9.4	9.0	8.6
	20 + 25 + 50	1.64	2.05	4.11	—	3.7	7.8	8.5	670	2230	2830	10.2	9.8	9.4
	20 + 25 + 60	1.49	1.86	4.46	—	3.7	7.8	8.5	670	2230	2830	10.2	9.8	9.4
	20 + 35 + 35	1.73	3.03	3.03	—	3.7	7.8	8.5	670	2230	2830	10.2	9.8	9.4
	20 + 35 + 50	1.49	2.60	3.71	—	3.7	7.8	8.5	670	2230	2830	10.2	9.8	9.4
	20 + 35 + 60	1.36	2.37	4.07	—	3.7	7.8	8.5	670	2230	2830	10.2	9.8	9.4
	20 + 50 + 50	1.30	3.25	3.25	—	3.7	7.8	8.5	670	2230	2830	10.2	9.8	9.4
	20 + 50 + 60	1.20	3.00	3.60	—	3.7	7.8	8.5	670	2230	2830	10.2	9.8	9.4
	25 + 25 + 25	2.37	2.37	2.37	—	3.7	7.1	8.5	670	1880	2830	8.6	8.3	7.9
	25 + 25 + 35	2.29	2.29	3.21	—	3.7	7.8	8.5	670	2230	2830	10.2	9.8	9.4
	25 + 25 + 50	1.95	1.95	3.90	—	3.7	7.8	8.5	670	2230	2830	10.2	9.8	9.4
	25 + 25 + 60	1.77	1.77	4.25	—	3.7	7.8	8.5	670	2230	2830	10.2	9.8	9.4
	25 + 35 + 35	2.05	2.87	2.87	—	3.7	7.8	8.5	670	2230	2830	10.2	9.8	9.4
	25 + 35 + 50	1.77	2.48	3.55	—	3.7	7.8	8.5	670	2230	2830	10.2	9.8	9.4
	25 + 35 + 60	1.63	2.28	3.90	—	3.7	7.8	8.5	670	2230	2830	10.2	9.8	9.4
	25 + 50 + 50	1.56	3.12	3.12	—	3.7	7.8	8.5	670	2230	2830	10.2	9.8	9.4
	25 + 50 + 60	1.44	2.89	3.47	—	3.7	7.8	8.5	670	2230	2830	10.2	9.8	9.4
	35 + 35 + 35	2.60	2.60	2.60	—	3.7	7.8	8.5	670	2230	2830	10.2	9.8	9.4
	35 + 35 + 50	2.28	2.28	3.25	—	3.7	7.8	8.5	670	2230	2830	10.2	9.8	9.4
35 + 35 + 60	2.10	2.10	3.60	—	3.7	7.8	8.5	670	2230	2830	10.2	9.8	9.4	
35 + 50 + 50	2.02	2.89	2.89	—	3.7	7.8	8.5	670	2230	2830	10.2	9.8	9.4	
4 room	20 + 20 + 20 + 20	1.95	1.95	1.95	1.95	4.4	7.8	9.2	890	2120	2830	9.6	9.2	8.8
	20 + 20 + 20 + 25	1.84	1.84	1.84	2.29	4.4	7.8	9.2	890	2120	2830	9.6	9.2	8.8
	20 + 20 + 20 + 35	1.66	1.66	1.66	2.91	4.4	7.9	9.2	890	2140	2830	9.7	9.3	8.9
	20 + 20 + 20 + 50	1.44	1.44	1.44	3.59	4.4	7.9	9.2	890	2140	2830	9.7	9.3	8.9
	20 + 20 + 20 + 60	1.33	1.33	1.33	4.00	4.4	8.0	9.2	890	2160	2830	9.9	9.4	9.0
	20 + 20 + 25 + 25	1.76	1.76	2.19	2.19	4.4	7.9	9.2	890	2140	2830	9.7	9.3	8.9
	20 + 20 + 25 + 35	1.58	1.58	1.98	2.77	4.4	7.9	9.2	890	2140	2830	9.7	9.3	8.9
	20 + 20 + 25 + 50	1.37	1.37	1.72	3.43	4.4	7.9	9.2	890	2140	2830	9.7	9.3	8.9
	20 + 20 + 25 + 60	1.28	1.28	1.60	3.84	4.4	8.0	9.2	890	2160	2830	9.9	9.4	9.0
	20 + 20 + 35 + 35	1.44	1.44	2.51	2.51	4.4	7.9	9.2	890	2140	2830	9.7	9.3	8.9
	20 + 20 + 35 + 50	1.28	1.28	2.24	3.20	4.4	8.0	9.2	890	2160	2830	9.9	9.4	9.0
	20 + 20 + 35 + 60	1.19	1.19	2.07	3.56	4.4	8.0	9.2	890	2160	2830	9.9	9.4	9.0
	20 + 25 + 25 + 25	1.66	2.08	2.08	2.08	4.4	7.9	9.2	890	2140	2830	9.7	9.3	8.9
	20 + 25 + 25 + 35	1.50	1.88	1.88	2.63	4.4	7.9	9.2	890	2140	2830	9.7	9.3	8.9
	20 + 25 + 25 + 50	1.33	1.67	1.67	3.33	4.4	8.0	9.2	890	2160	2830	9.9	9.4	9.0
	20 + 25 + 25 + 60	1.23	1.54	1.54	3.69	4.4	8.0	9.2	890	2160	2830	9.9	9.4	9.0
	20 + 25 + 35 + 35	1.37	1.72	2.40	2.40	4.4	7.9	9.2	890	2140	2830	9.7	9.3	8.9
	20 + 25 + 35 + 50	1.23	1.54	2.15	3.08	4.4	8.0	9.2	890	2160	2830	9.9	9.4	9.0
	20 + 35 + 35 + 35	1.28	2.24	2.24	2.24	4.4	8.0	9.2	890	2160	2830	9.9	9.4	9.0
	25 + 25 + 25 + 25	1.98	1.98	1.98	1.98	4.4	7.9	9.2	890	2140	2830	9.7	9.3	8.9
	25 + 25 + 25 + 35	1.80	1.80	1.80	2.51	4.4	7.9	9.2	890	2140	2830	9.7	9.3	8.9
	25 + 25 + 25 + 50	1.60	1.60	1.60	3.20	4.4	8.0	9.2	890	2160	2830	9.9	9.4	9.0
	25 + 25 + 25 + 60	1.48	1.48	1.48	3.56	4.4	8.0	9.2	890	2160	2830	9.9	9.4	9.0
	25 + 25 + 35 + 35	1.67	1.67	2.33	2.33	4.4	8.0	9.2	890	2160	2830	9.9	9.4	9.0
	25 + 25 + 35 + 50	1.48	1.48	2.07	2.96	4.4	8.0	9.2	890	2160	2830	9.9	9.4	9.0
25 + 35 + 35 + 35	1.54	2.15	2.15	2.15	4.4	8.0	9.2	890	2160	2830	9.9	9.4	9.0	

Table of Indoor unit combination SCM80ZJ-S1
<with indoor unit except all indoor unit SRK-ZJX-S/S1 type only>
(Heating operation)

Indoor unit combination	Heating capacity (kW)							Power consumption (W)			Standard current (A)			
	Room heating capacity (kW)				Total capacity (kW)			Min.	Standard	Max.	220V	230V	240V	
	A room	B room	C room	D room	Min.	Standard	Max.							
1 room	20	3.0	—	—	—	1.5	3.0	3.5	600	1060	1330	4.9	4.7	4.5
	25	3.4	—	—	—	1.5	3.4	4.0	600	1220	1510	5.6	5.4	5.1
	35	4.5	—	—	—	1.5	4.5	4.8	600	1510	1790	6.9	6.6	6.4
	50	5.8	—	—	—	1.5	5.8	6.2	600	1950	2310	9.0	8.6	8.2
	60	6.8	—	—	—	1.5	6.8	7.1	600	2240	2660	10.3	9.8	9.4
2 room	20 + 20	2.70	2.70	—	—	2.1	5.4	7.0	630	1370	1870	6.3	6.0	5.8
	20 + 25	2.62	3.28	—	—	2.1	5.9	7.3	630	1560	2130	7.2	6.9	6.6
	20 + 35	2.51	4.39	—	—	2.1	6.9	7.9	630	1950	2650	9.0	8.6	8.2
	20 + 50	2.37	5.93	—	—	2.1	8.3	8.4	630	2510	3430	11.5	11.0	10.6
	20 + 60	2.08	6.23	—	—	2.1	8.3	8.4	630	2510	3430	11.5	11.0	10.6
	25 + 25	3.20	3.20	—	—	2.1	6.4	7.7	630	1740	2480	8.0	7.6	7.3
	25 + 35	3.08	4.32	—	—	2.1	7.4	8.2	630	2130	2910	9.8	9.4	9.0
	25 + 50	2.77	5.53	—	—	2.1	8.3	8.4	630	2510	3430	11.5	11.0	10.6
	25 + 60	2.44	5.86	—	—	2.1	8.3	8.4	630	2510	3430	11.5	11.0	10.6
	35 + 35	4.15	4.15	—	—	2.1	8.3	8.4	630	2510	3430	11.5	11.0	10.6
	35 + 50	3.42	4.88	—	—	2.1	8.3	8.4	630	2510	3430	11.5	11.0	10.6
	35 + 60	3.06	5.24	—	—	2.1	8.3	8.4	630	2510	3430	11.5	11.0	10.6
	50 + 50	4.15	4.15	—	—	2.1	8.3	8.4	630	2510	3430	11.5	11.0	10.6
	50 + 60	3.77	4.53	—	—	2.1	8.3	8.4	630	2510	3430	11.5	11.0	10.6
60 + 60	4.15	4.15	—	—	2.1	8.3	8.4	630	2510	3430	11.5	11.0	10.6	
3 room	20 + 20 + 20	2.57	2.57	2.57	—	3.2	7.7	9.1	660	1870	3430	8.6	8.2	7.9
	20 + 20 + 25	2.46	2.46	3.08	—	3.2	8.0	9.1	660	1970	3430	9.0	8.7	8.3
	20 + 20 + 35	2.27	2.27	3.97	—	3.2	8.5	9.1	660	2130	3430	9.8	9.4	9.0
	20 + 20 + 50	2.00	2.00	5.00	—	3.2	9.0	9.1	660	2300	3430	10.6	10.1	9.7
	20 + 20 + 60	1.80	1.80	5.40	—	3.2	9.0	9.1	660	2300	3430	10.6	10.1	9.7
	20 + 25 + 25	2.34	2.93	2.93	—	3.2	8.2	9.1	660	2030	3430	9.3	8.9	8.5
	20 + 25 + 35	2.20	2.75	3.85	—	3.2	8.8	9.1	660	2220	3430	10.2	9.7	9.3
	20 + 25 + 50	1.89	2.37	4.74	—	3.2	9.0	9.1	660	2300	3430	10.6	10.1	9.7
	20 + 25 + 60	1.71	2.14	5.14	—	3.2	9.0	9.1	660	2300	3430	10.6	10.1	9.7
	20 + 35 + 35	2.00	3.50	3.50	—	3.2	9.0	9.1	660	2300	3430	10.6	10.1	9.7
	20 + 35 + 50	1.71	3.00	4.29	—	3.2	9.0	9.1	660	2300	3430	10.6	10.1	9.7
	20 + 35 + 60	1.57	2.74	4.70	—	3.2	9.0	9.1	660	2300	3430	10.6	10.1	9.7
	20 + 50 + 50	1.50	3.75	3.75	—	3.2	9.0	9.1	660	2300	3430	10.6	10.1	9.7
	20 + 50 + 60	1.38	3.46	4.15	—	3.2	9.0	9.1	660	2300	3430	10.6	10.1	9.7
	25 + 25 + 25	2.83	2.83	2.83	—	3.2	8.5	9.1	660	2130	3430	9.8	9.4	9.0
	25 + 25 + 35	2.65	2.65	3.71	—	3.2	9.0	9.1	660	2300	3430	10.6	10.1	9.7
	25 + 25 + 50	2.25	2.25	4.50	—	3.2	9.0	9.1	660	2300	3430	10.6	10.1	9.7
	25 + 25 + 60	2.05	2.05	4.91	—	3.2	9.0	9.1	660	2300	3430	10.6	10.1	9.7
	25 + 35 + 35	2.37	3.32	3.32	—	3.2	9.0	9.1	660	2300	3430	10.6	10.1	9.7
	25 + 35 + 50	2.05	2.86	4.09	—	3.2	9.0	9.1	660	2300	3430	10.6	10.1	9.7
	25 + 35 + 60	1.88	2.63	4.50	—	3.2	9.0	9.1	660	2300	3430	10.6	10.1	9.7
	25 + 50 + 50	1.80	3.60	3.60	—	3.2	9.0	9.1	660	2300	3430	10.6	10.1	9.7
	25 + 50 + 60	1.67	3.33	4.00	—	3.2	9.0	9.1	660	2300	3430	10.6	10.1	9.7
	35 + 35 + 35	3.00	3.00	3.00	—	3.2	9.0	9.1	660	2300	3430	10.6	10.1	9.7
35 + 35 + 50	2.63	2.63	3.75	—	3.2	9.0	9.1	660	2300	3430	10.6	10.1	9.7	
35 + 35 + 60	2.42	2.42	4.15	—	3.2	9.0	9.1	660	2300	3430	10.6	10.1	9.7	
35 + 50 + 50	2.33	3.33	3.33	—	3.2	9.0	9.1	660	2300	3430	10.6	10.1	9.7	
4 room	20 + 20 + 20 + 20	2.28	2.28	2.28	2.28	3.6	9.1	9.5	800	2270	3430	10.4	10.0	9.6
	20 + 20 + 20 + 25	2.14	2.14	2.14	2.68	3.6	9.1	9.5	800	2270	3430	10.4	10.0	9.6
	20 + 20 + 20 + 35	1.94	1.94	1.94	3.39	3.6	9.2	9.5	800	2290	3430	10.5	10.1	9.6
	20 + 20 + 20 + 50	1.67	1.67	1.67	4.18	3.6	9.2	9.5	800	2290	3430	10.5	10.1	9.6
	20 + 20 + 20 + 60	1.55	1.55	1.55	4.65	3.6	9.3	9.5	800	2310	3430	10.7	10.2	9.8
	20 + 20 + 25 + 25	2.04	2.04	2.56	2.56	3.6	9.2	9.5	800	2290	3430	10.5	10.1	9.6
	20 + 20 + 25 + 35	1.84	1.84	2.30	3.22	3.6	9.2	9.5	800	2290	3430	10.5	10.1	9.6
	20 + 20 + 25 + 50	1.62	1.62	2.02	4.04	3.6	9.3	9.5	800	2310	3430	10.7	10.2	9.8
	20 + 20 + 25 + 60	1.49	1.49	1.86	4.46	3.6	9.3	9.5	800	2310	3430	10.7	10.2	9.8
	20 + 20 + 35 + 35	1.67	1.67	2.93	2.93	3.6	9.2	9.5	800	2290	3430	10.5	10.1	9.6
	20 + 20 + 35 + 50	1.49	1.49	2.60	3.72	3.6	9.3	9.5	800	2310	3430	10.7	10.2	9.8
	20 + 20 + 35 + 60	1.38	1.38	2.41	4.13	3.6	9.3	9.5	800	2310	3430	10.7	10.2	9.8
	20 + 25 + 25 + 25	1.94	2.42	2.42	2.42	3.6	9.2	9.5	800	2290	3430	10.5	10.1	9.6
	20 + 25 + 25 + 35	1.75	2.19	2.19	3.07	3.6	9.2	9.5	800	2290	3430	10.5	10.1	9.6
	20 + 25 + 25 + 50	1.55	1.94	1.94	3.88	3.6	9.3	9.5	800	2310	3430	10.7	10.2	9.8
	20 + 25 + 25 + 60	1.43	1.79	1.79	4.29	3.6	9.3	9.5	800	2310	3430	10.7	10.2	9.8
	20 + 25 + 35 + 35	1.62	2.02	2.83	2.83	3.6	9.3	9.5	800	2310	3430	10.7	10.2	9.8
	20 + 25 + 35 + 50	1.43	1.79	2.50	3.58	3.6	9.3	9.5	800	2310	3430	10.7	10.2	9.8
	20 + 35 + 35 + 35	1.49	2.60	2.60	2.60	3.6	9.3	9.5	800	2310	3430	10.7	10.2	9.8
	25 + 25 + 25 + 25	2.30	2.30	2.30	2.30	3.6	9.2	9.5	800	2290	3430	10.5	10.1	9.6
	25 + 25 + 25 + 35	2.09	2.09	2.09	2.93	3.6	9.2	9.5	800	2290	3430	10.5	10.1	9.6
	25 + 25 + 25 + 50	1.86	1.86	1.86	3.72	3.6	9.3	9.5	800	2310	3430	10.7	10.2	9.8
	25 + 25 + 25 + 60	1.72	1.72	1.72	4.13	3.6	9.3	9.5	800	2310	3430	10.7	10.2	9.8
	25 + 25 + 35 + 35	1.94	1.94	2.71	2.71	3.6	9.3	9.5	800	2310	3430	10.7	10.2	9.8
25 + 25 + 35 + 50	1.72	1.72	2.41	3.44	3.6	9.3	9.5	800	2310	3430	10.7	10.2	9.8	
25 + 35 + 35 + 35	1.79	2.50	2.50	2.50	3.6	9.3	9.5	800	2310	3430	10.7	10.2	9.8	

**Table of Indoor unit combination SCM80ZJ-S1
<with indoor unit except all indoor unit SRK-ZJX-S/S1 type only>
(Cooling operation)**

Indoor unit combination	Cooling capacity (kW)							Power consumption (W)			Standard current (A)			
	Room cooling capacity (kW)				Total capacity (kW)			Min.	Standard	Max.	220V	230V	240V	
	A room	B room	C room	D room	Min.	Standard	Max.							
1 room	20	2.0	—	—	—	1.8	2.0	2.7	480	530	950	2.4	2.3	2.2
	25	2.5	—	—	—	1.8	2.5	3.2	480	730	1080	3.4	3.2	3.1
	35	3.5	—	—	—	1.8	3.5	3.7	480	1120	1240	5.1	4.9	4.7
	50	5.0	—	—	—	1.8	5.0	5.8	480	1710	2100	7.9	7.5	7.2
	60	6.0	—	—	—	1.8	6.0	6.7	480	2140	2700	9.8	9.4	9.0
2 room	20 + 20	2.00	2.00	—	—	3.0	4.0	5.8	550	930	1910	4.3	4.1	3.9
	20 + 25	2.00	2.50	—	—	3.0	4.5	6.1	550	1170	2060	5.4	5.1	4.9
	20 + 35	2.00	3.50	—	—	3.0	5.5	6.6	550	1590	2320	7.3	7.0	6.7
	20 + 50	1.97	4.93	—	—	3.0	6.9	7.5	550	2200	2830	10.1	9.7	9.3
	20 + 60	1.85	5.55	—	—	3.0	7.4	7.5	550	2430	2830	11.2	10.7	10.2
	25 + 25	2.50	2.50	—	—	3.0	5.0	6.5	550	1360	2270	6.2	6.0	5.7
	25 + 35	2.46	3.44	—	—	3.0	5.9	6.8	550	1780	2470	8.2	7.8	7.5
	25 + 50	2.47	4.93	—	—	3.0	7.4	7.5	550	2430	2830	11.2	10.7	10.2
	25 + 60	2.18	5.22	—	—	3.0	7.4	7.5	550	2430	2830	11.2	10.7	10.2
	35 + 35	3.45	3.45	—	—	3.0	6.9	7.5	550	2200	2680	10.1	9.7	9.3
	35 + 50	3.05	4.35	—	—	3.0	7.4	7.5	550	2430	2830	11.2	10.7	10.2
	35 + 60	2.73	4.67	—	—	3.0	7.4	7.5	550	2430	2830	11.2	10.7	10.2
	50 + 50	3.70	3.70	—	—	3.0	7.4	7.5	550	2430	2830	11.2	10.7	10.2
	50 + 60	3.36	4.04	—	—	3.0	7.4	7.5	550	2430	2830	11.2	10.7	10.2
60 + 60	3.70	3.70	—	—	3.0	7.4	7.5	550	2430	2830	11.2	10.7	10.2	
3 room	20 + 20 + 20	2.00	2.00	2.00	—	3.7	6.0	8.1	670	1450	2830	6.7	6.4	6.1
	20 + 20 + 25	2.00	2.00	2.50	—	3.7	6.5	8.1	670	1630	2830	7.5	7.2	6.9
	20 + 20 + 35	1.89	1.89	3.31	—	3.7	7.1	8.1	670	1950	2830	9.0	8.6	8.2
	20 + 20 + 50	1.73	1.73	4.33	—	3.7	7.8	8.1	670	2320	2830	10.7	10.2	9.8
	20 + 20 + 60	1.56	1.56	4.68	—	3.7	7.8	8.1	670	2320	2830	10.7	10.2	9.8
	20 + 25 + 25	1.94	2.43	2.43	—	3.7	6.8	8.1	670	1820	2830	8.4	8.0	7.7
	20 + 25 + 35	1.88	2.34	3.28	—	3.7	7.5	8.1	670	2130	2830	9.8	9.4	9.0
	20 + 25 + 50	1.64	2.05	4.11	—	3.7	7.8	8.1	670	2320	2830	10.7	10.2	9.8
	20 + 25 + 60	1.49	1.86	4.46	—	3.7	7.8	8.1	670	2320	2830	10.7	10.2	9.8
	20 + 35 + 35	1.73	3.03	3.03	—	3.7	7.8	8.1	670	2320	2830	10.7	10.2	9.8
	20 + 35 + 50	1.49	2.60	3.71	—	3.7	7.8	8.1	670	2320	2830	10.7	10.2	9.8
	20 + 35 + 60	1.36	2.37	4.07	—	3.7	7.8	8.1	670	2320	2830	10.7	10.2	9.8
	20 + 50 + 50	1.30	3.25	3.25	—	3.7	7.8	8.1	670	2320	2830	10.7	10.2	9.8
	20 + 50 + 60	1.20	3.00	3.60	—	3.7	7.8	8.1	670	2320	2830	10.7	10.2	9.8
	25 + 25 + 25	2.37	2.37	2.37	—	3.7	7.1	8.1	670	1950	2830	9.0	8.6	8.2
	25 + 25 + 35	2.29	2.29	3.21	—	3.7	7.8	8.1	670	2320	2830	10.7	10.2	9.8
	25 + 25 + 50	1.95	1.95	3.90	—	3.7	7.8	8.1	670	2320	2830	10.7	10.2	9.8
	25 + 25 + 60	1.77	1.77	4.25	—	3.7	7.8	8.1	670	2320	2830	10.7	10.2	9.8
	25 + 35 + 35	2.05	2.87	2.87	—	3.7	7.8	8.1	670	2320	2830	10.7	10.2	9.8
	25 + 35 + 50	1.77	2.48	3.55	—	3.7	7.8	8.1	670	2320	2830	10.7	10.2	9.8
	25 + 35 + 60	1.63	2.28	3.90	—	3.7	7.8	8.1	670	2320	2830	10.7	10.2	9.8
25 + 50 + 50	1.56	3.12	3.12	—	3.7	7.8	8.1	670	2320	2830	10.7	10.2	9.8	
25 + 50 + 60	1.44	2.89	3.47	—	3.7	7.8	8.1	670	2320	2830	10.7	10.2	9.8	
35 + 35 + 35	2.60	2.60	2.60	—	3.7	7.8	8.1	670	2320	2830	10.7	10.2	9.8	
35 + 35 + 50	2.28	2.28	3.25	—	3.7	7.8	8.1	670	2320	2830	10.7	10.2	9.8	
35 + 35 + 60	2.10	2.10	3.60	—	3.7	7.8	8.1	670	2320	2830	10.7	10.2	9.8	
35 + 50 + 50	2.02	2.89	2.89	—	3.7	7.8	8.1	670	2320	2830	10.7	10.2	9.8	
4 room	20 + 20 + 20 + 20	1.95	1.95	1.95	1.95	4.4	7.8	8.7	890	2180	2830	9.9	9.5	9.1
	20 + 20 + 20 + 25	1.84	1.84	1.84	2.29	4.4	7.8	8.7	890	2180	2830	9.9	9.5	9.1
	20 + 20 + 20 + 35	1.66	1.66	1.66	2.91	4.4	7.9	8.7	890	2200	2830	10.0	9.6	9.2
	20 + 20 + 20 + 50	1.44	1.44	1.44	3.59	4.4	7.9	8.7	890	2200	2830	10.0	9.6	9.2
	20 + 20 + 20 + 60	1.33	1.33	1.33	4.00	4.4	8.0	8.7	890	2220	2830	10.1	9.7	9.3
	20 + 20 + 25 + 25	1.76	1.76	2.19	2.19	4.4	7.9	8.7	890	2200	2830	10.0	9.6	9.2
	20 + 20 + 25 + 35	1.58	1.58	1.98	2.77	4.4	7.9	8.7	890	2200	2830	10.0	9.6	9.2
	20 + 20 + 25 + 50	1.37	1.37	1.72	3.43	4.4	7.9	8.7	890	2200	2830	10.0	9.6	9.2
	20 + 20 + 25 + 60	1.28	1.28	1.60	3.84	4.4	8.0	8.7	890	2220	2830	10.1	9.7	9.3
	20 + 20 + 35 + 35	1.44	1.44	2.51	2.51	4.4	7.9	8.7	890	2200	2830	10.0	9.6	9.2
	20 + 20 + 35 + 50	1.28	1.28	2.24	3.20	4.4	8.0	8.7	890	2220	2830	10.1	9.7	9.3
	20 + 20 + 35 + 60	1.19	1.19	2.07	3.56	4.4	8.0	8.7	890	2220	2830	10.1	9.7	9.3
	20 + 25 + 25 + 25	1.66	2.08	2.08	2.08	4.4	7.9	8.7	890	2200	2830	10.0	9.6	9.2
	20 + 25 + 25 + 35	1.50	1.88	1.88	2.63	4.4	7.9	8.7	890	2200	2830	10.0	9.6	9.2
	20 + 25 + 25 + 50	1.33	1.67	1.67	3.33	4.4	8.0	8.7	890	2220	2830	10.1	9.7	9.3
	20 + 25 + 25 + 60	1.23	1.54	1.54	3.69	4.4	8.0	8.7	890	2220	2830	10.1	9.7	9.3
	20 + 25 + 35 + 35	1.37	1.72	2.40	2.40	4.4	7.9	8.7	890	2200	2830	10.0	9.6	9.2
	20 + 25 + 35 + 50	1.23	1.54	2.15	3.08	4.4	8.0	8.7	890	2220	2830	10.1	9.7	9.3
	20 + 35 + 35 + 35	1.28	2.24	2.24	2.24	4.4	8.0	8.7	890	2220	2830	10.1	9.7	9.3
	25 + 25 + 25 + 25	1.98	1.98	1.98	1.98	4.4	7.9	8.7	890	2200	2830	10.0	9.6	9.2
	25 + 25 + 25 + 35	1.80	1.80	1.80	2.51	4.4	7.9	8.7	890	2200	2830	10.0	9.6	9.2
	25 + 25 + 25 + 50	1.60	1.60	1.60	3.20	4.4	8.0	8.7	890	2220	2830	10.1	9.7	9.3
	25 + 25 + 25 + 60	1.48	1.48	1.48	3.56	4.4	8.0	8.7	890	2220	2830	10.1	9.7	9.3
	25 + 25 + 35 + 35	1.67	1.67	2.33	2.33	4.4	8.0	8.7	890	2220	2830	10.1	9.7	9.3
25 + 25 + 35 + 50	1.48	1.48	2.07	2.96	4.4	8.0	8.7	890	2220	2830	10.1	9.7	9.3	
25 + 35 + 35 + 35	1.54	2.15	2.15	2.15	4.4	8.0	8.7	890	2220	2830	10.1	9.7	9.3	

INVERTER MULTI-SPLIT SYSTEM

**Table of Indoor unit combination SCM100ZJ-S1
<with all indoor unit SRK-ZJX-S/S1 type only>
(Heating operation)**

Indoor unit combination	Heating capacity (kW)									Power consumption (W)			Standard current (A)		
	Room heating capacity (kW)						Total capacity (kW)			Min.	Standard	Max.	220V	230V	240V
	A room	B room	C room	D room	E room	F room	Min.	Standard	Max.						
1 room	20	3.0	-	-	-	-	1.5	3.0	3.7	700	1010	1330	4.6	4.4	4.3
	25	3.4	-	-	-	-	1.5	3.4	4.2	700	1150	1540	5.3	5.1	4.8
	35	4.5	-	-	-	-	1.5	4.5	5.0	700	1540	1840	7.1	6.8	6.5
	50	5.8	-	-	-	-	1.5	5.8	6.5	700	2000	2410	9.2	8.8	8.4
	60	6.8	-	-	-	-	1.5	6.8	7.5	700	2360	2760	10.8	10.4	9.9
2 room	20 + 20	3.00	3.00	-	-	-	2.1	6.0	7.4	750	1510	1460	6.9	6.6	6.4
	20 + 25	2.84	3.56	-	-	-	2.1	6.4	7.9	750	1630	2210	7.5	7.2	6.9
	20 + 35	2.73	4.77	-	-	-	2.1	7.5	8.7	750	1950	2520	9.0	8.6	8.2
	20 + 50	2.51	6.29	-	-	-	2.1	8.8	10.2	750	2380	3220	10.9	10.5	10.0
	20 + 60	2.45	7.35	-	-	-	2.1	9.8	11.2	750	2780	3620	12.8	12.2	11.7
	25 + 25	3.40	3.40	-	-	-	2.1	6.8	8.4	750	1740	2420	8.0	7.6	7.3
	25 + 35	3.29	4.61	-	-	-	2.1	7.9	9.2	750	2100	2820	9.6	9.2	8.8
	25 + 50	3.07	6.13	-	-	-	2.1	9.2	10.7	750	2580	3610	11.8	11.3	10.9
	25 + 60	3.00	7.20	-	-	-	2.1	10.2	11.7	750	2980	3790	13.7	13.1	12.5
	35 + 35	4.50	4.50	-	-	-	2.1	9.0	10.0	750	2470	3210	11.3	10.8	10.4
	35 + 50	4.24	6.06	-	-	-	2.1	10.3	11.5	750	2980	3710	13.7	13.1	12.5
	35 + 60	4.16	7.14	-	-	-	2.1	11.3	12.5	750	3430	4100	15.7	15.1	14.4
	50 + 50	5.80	5.80	-	-	-	2.1	11.6	13.0	750	3580	4320	16.4	15.7	15.1
50 + 60	5.45	6.55	-	-	-	2.1	12.0	13.5	750	3720	4520	17.1	16.3	15.7	
60 + 60	6.00	6.00	-	-	-	2.1	12.0	13.5	750	3720	4520	17.1	16.3	15.7	
3 room	20 + 20 + 20	3.00	3.00	3.00	-	-	3.2	9.0	11.1	780	2230	3350	10.2	9.8	9.4
	20 + 20 + 25	2.89	2.89	3.62	-	-	3.2	9.4	11.6	780	2350	3550	10.8	10.3	9.9
	20 + 20 + 35	2.80	2.80	4.90	-	-	3.2	10.5	12.4	780	2710	3820	12.4	11.9	11.4
	20 + 20 + 50	2.62	2.62	6.56	-	-	3.2	11.8	13.5	780	3210	4190	14.7	14.1	13.5
	20 + 20 + 60	2.40	2.40	7.20	-	-	3.2	12.0	13.5	780	3350	4190	15.4	14.7	14.1
	20 + 25 + 25	2.80	3.50	3.50	-	-	3.2	9.8	12.1	780	2510	3720	11.5	11.0	10.6
	20 + 25 + 35	2.73	3.41	4.77	-	-	3.2	10.9	12.9	780	2910	3990	13.4	12.8	12.2
	20 + 25 + 50	2.53	3.16	6.32	-	-	3.2	12.0	13.5	780	3350	4190	15.4	14.7	14.1
	20 + 25 + 60	2.29	2.86	6.86	-	-	3.2	12.0	13.5	780	3350	4190	15.4	14.7	14.1
	20 + 35 + 35	2.67	4.67	4.67	-	-	3.2	12.0	13.5	780	3360	4190	15.4	14.8	14.1
	20 + 35 + 50	2.29	4.00	5.71	-	-	3.2	12.0	13.5	780	3350	4190	15.4	14.7	14.1
	20 + 35 + 60	2.09	3.65	6.26	-	-	3.2	12.0	13.5	780	3340	4190	15.3	14.7	14.1
	20 + 50 + 50	2.00	5.00	5.00	-	-	3.2	12.0	13.5	780	3340	4190	15.3	14.7	14.1
	20 + 50 + 60	1.85	4.62	5.54	-	-	3.2	12.0	13.5	780	3340	4190	15.3	14.7	14.1
	20 + 60 + 60	1.71	5.14	5.14	-	-	3.2	12.0	13.5	780	3330	4190	15.3	14.6	14.0
	25 + 25 + 25	3.40	3.40	3.40	-	-	3.2	10.2	12.6	780	2710	3880	12.4	11.9	11.4
	25 + 25 + 35	3.32	3.32	4.65	-	-	3.2	11.3	13.4	780	3110	4120	14.3	13.7	13.1
	25 + 25 + 50	3.00	3.00	6.00	-	-	3.2	12.0	13.5	780	3350	4190	15.4	14.7	14.1
	25 + 25 + 60	2.73	2.73	6.55	-	-	3.2	12.0	13.5	780	3350	4190	15.4	14.7	14.1
	25 + 35 + 35	3.16	4.42	4.42	-	-	3.2	12.0	13.5	780	3350	4190	15.4	14.7	14.1
	25 + 35 + 50	2.73	3.82	5.45	-	-	3.2	12.0	13.5	780	3350	4190	15.4	14.7	14.1
	25 + 35 + 60	2.50	3.50	6.00	-	-	3.2	12.0	13.5	780	3340	4190	15.3	14.7	14.1
	25 + 50 + 50	2.40	4.80	4.80	-	-	3.2	12.0	13.5	780	3340	4190	15.3	14.7	14.1
	25 + 50 + 60	2.22	4.44	5.33	-	-	3.2	12.0	13.5	780	3330	4190	15.3	14.6	14.0
	25 + 60 + 60	2.07	4.97	4.97	-	-	3.2	12.0	13.5	780	3330	4190	15.3	14.6	14.0
	35 + 35 + 35	4.00	4.00	4.00	-	-	3.2	12.0	13.5	780	3350	4190	15.4	14.7	14.1
	35 + 35 + 50	3.50	3.50	5.00	-	-	3.2	12.0	13.5	780	3340	4190	15.3	14.7	14.1
35 + 35 + 60	3.23	3.23	5.54	-	-	3.2	12.0	13.5	780	3340	4190	15.3	14.7	14.1	
35 + 50 + 50	3.11	4.44	4.44	-	-	3.2	12.0	13.5	780	3330	4190	15.3	14.6	14.0	
35 + 50 + 60	2.90	4.14	4.97	-	-	3.2	12.0	13.5	780	3330	4190	15.3	14.6	14.0	
35 + 60 + 60	2.71	4.65	4.65	-	-	3.2	12.0	13.5	780	3320	4190	15.2	14.6	14.0	
50 + 50 + 50	4.00	4.00	4.00	-	-	3.2	12.0	13.5	780	3330	4190	15.3	14.6	14.0	
50 + 50 + 60	3.75	3.75	4.50	-	-	3.2	12.0	13.5	780	3320	4190	15.2	14.6	14.0	
4 room	20 + 20 + 20 + 20	3.00	3.00	3.00	3.00	-	3.6	12.0	13.5	950	3230	3840	14.7	14.1	13.5
	20 + 20 + 20 + 25	2.82	2.82	2.82	3.53	-	3.6	12.0	13.5	950	3230	3840	14.7	14.1	13.5
	20 + 20 + 20 + 35	2.53	2.53	2.53	4.42	-	3.6	12.0	13.5	950	3230	3840	14.7	14.1	13.5
	20 + 20 + 20 + 50	2.18	2.18	2.18	5.45	-	3.6	12.0	13.5	950	3220	3840	14.7	14.0	13.4
	20 + 20 + 20 + 60	2.00	2.00	2.00	6.00	-	3.6	12.0	13.5	950	3220	3840	14.7	14.0	13.4
	20 + 20 + 25 + 25	2.67	2.67	3.33	3.33	-	3.6	12.0	13.5	950	3230	3840	14.7	14.1	13.5
	20 + 20 + 25 + 35	2.40	2.40	3.00	4.20	-	3.6	12.0	13.5	950	3220	3840	14.7	14.0	13.4
	20 + 20 + 25 + 50	2.09	2.09	2.61	5.22	-	3.6	12.0	13.5	950	3220	3840	14.7	14.0	13.4
	20 + 20 + 25 + 60	1.92	1.92	2.40	5.76	-	3.6	12.0	13.5	950	3340	3840	15.2	14.5	13.9
	20 + 20 + 35 + 35	2.18	2.18	3.82	3.82	-	3.6	12.0	13.5	950	3220	3840	14.7	14.0	13.4
	20 + 20 + 35 + 50	1.92	1.92	3.36	4.80	-	3.6	12.0	13.5	950	3340	3840	15.2	14.5	13.9
	20 + 20 + 35 + 60	1.78	1.78	3.11	5.33	-	3.6	12.0	13.5	950	3210	3840	14.6	14.0	13.4
	20 + 20 + 50 + 50	1.71	1.71	4.29	4.29	-	3.6	12.0	13.5	950	3210	3840	14.6	14.0	13.4
	20 + 20 + 50 + 60	1.60	1.60	4.00	4.80	-	3.6	12.0	13.5	950	3210	3840	14.6	14.0	13.4
	20 + 20 + 60 + 60	1.50	1.50	4.50	4.50	-	3.6	12.0	13.5	950	3200	3840	14.6	13.9	13.3
	20 + 25 + 25 + 25	2.53	3.16	3.16	3.16	-	3.6	12.0	13.5	950	3230	3840	14.7	14.1	13.5
	20 + 25 + 25 + 35	2.29	2.86	2.86	4.00	-	3.6	12.0	13.5	950	3220	3840	14.7	14.0	13.4
	20 + 25 + 25 + 50	2.00	2.50	2.50	5.00	-	3.6	12.0	13.5	950	3220	3840	14.7	14.0	13.4
	20 + 25 + 25 + 60	1.85	2.31	2.31	5.54	-	3.6	12.0	13.5	950	3340	3840	15.2	14.5	13.9
	20 + 25 + 35 + 35	2.09	2.61	3.65	3.65	-	3.6	12.0	13.5	950	3220	3840	14.7	14.0	13.4
	20 + 25 + 35 + 50	1.85	2.31	3.23	4.62	-	3.6	12.0	13.5	950	3340	3840	15.2	14.5	13.9
	20 + 25 + 35 + 60	1.71	2.14	3.00	5.14	-	3.6	12.0	13.5	950	3210	3840	14.6	14.0	13.4
	20 + 25 + 50 + 50	1.66	2.07	4.14	4.14	-	3.6	12.0	13.5	950	3210	3840	14.6	14.0	13.4
	20 + 25 + 50 + 60	1.55	1.94	3.87	4.65	-	3.6	12.0	13.5	950	3200	3840	14.6	13.9	13.3
	20 + 35 + 35 + 35	1.92	3.36	3.36	3.36	-	3.6	12.0	13.5	950	3340	3840	15.2	14.5	13.9
	20 + 35 + 35 + 50	1.71	3.00	3.00	4.29	-	3.6	12.0	13.5	950	3210	3840	14.6	14.0	13.4
	20 + 35 + 35 + 60	1.60	2.80	2.80	4.80	-	3.6	12.0	13.5	950	3210	3840	14.6	14.0	13.4
	20 + 35 + 50 + 50	1.55	2.71	3.87	3.87	-	3.6	12.0	13.5	950	3200	3840	14.6	13.9	13.3
	25 + 25 + 25 + 25	3.00	3.00	3.00	3.00	-	3.6	12.0	13.5	950	3220	3840	14.7	14.0	13.4
	25 + 25 + 25 + 35	2.73	2.73	2.73	3.82	-	3.6	12.0	13.5	950	3220	3840	14.7	14.0	13.4
	25 + 25 + 25 + 50	2.40	2.40	2.40	4.80	-	3.6	12.0	13.5	950	3340	3840	15.2	14.5	13.9
	25 + 25 + 25 + 60	2.22	2.22	2.22	5.33	-	3.6	12.0	13.5	950	3210	3840	14.6	14.0	13.4
	25 + 25 + 35 + 35	2.50	2.50	3.50	3.50	-	3.6	12.0	13.5	950	3220	3840	14.7	14.0	13.4
25 + 25 + 35 + 50	2.22	2.22	3.11	4.44	-	3.6	12.0	13.5	950	3210	3840	14.6	14.0	13.4	
25 + 25 + 35 + 60	2.07	2.07	2.90	4.97	-	3.6	12.0	13.5	950						

Indoor unit combination	Heating capacity (kW)									Power consumption (W)			Standard current (A)			
	Room heating capacity (kW)						Total capacity (kW)			Min.	Standard	Max.	220V	230V	240V	
	A room	B room	C room	D room	E room	F room	Min.	Standard	Max.							
4 room	25 + 35 + 35 + 50	2.07	2.90	2.90	4.14	-	-	3.6	12.0	13.5	950	3210	3840	14.6	14.0	13.4
	25 + 35 + 35 + 60	1.94	2.71	2.71	4.65	-	-	3.6	12.0	13.5	950	3200	3840	14.6	13.9	13.3
	25 + 35 + 50 + 50	1.88	2.63	3.75	3.75	-	-	3.6	12.0	13.5	950	3200	3840	14.6	13.9	13.3
	35 + 35 + 35 + 35	3.00	3.00	3.00	3.00	-	-	3.6	12.0	13.5	950	3210	3840	14.6	14.0	13.4
	35 + 35 + 35 + 50	2.71	2.71	2.71	3.87	-	-	3.6	12.0	13.5	950	3200	3840	14.6	13.9	13.3
5 room	20 + 20 + 20 + 20 + 20	2.40	2.40	2.40	2.40	2.40	-	4.0	12.0	13.5	1050	2930	3400	13.3	12.8	12.2
	20 + 20 + 20 + 20 + 25	2.29	2.29	2.29	2.29	2.86	-	4.0	12.0	13.5	1050	2920	3400	13.3	12.7	12.2
	20 + 20 + 20 + 20 + 35	2.09	2.09	2.09	2.09	3.65	-	4.0	12.0	13.5	1050	2920	3400	13.3	12.7	12.2
	20 + 20 + 20 + 20 + 50	1.85	1.85	1.85	1.85	4.62	-	4.0	12.0	13.5	1050	2910	3400	13.2	12.7	12.1
	20 + 20 + 20 + 20 + 60	1.71	1.71	1.71	1.71	5.14	-	4.0	12.0	13.5	1050	2910	3400	13.2	12.7	12.1
	20 + 20 + 20 + 25 + 25	2.18	2.18	2.18	2.73	2.73	-	4.0	12.0	13.5	1050	2920	3400	13.3	12.7	12.2
	20 + 20 + 20 + 25 + 35	2.00	2.00	2.00	2.50	3.50	-	4.0	12.0	13.5	1050	2920	3400	13.3	12.7	12.2
	20 + 20 + 20 + 25 + 50	1.78	1.78	1.78	2.22	4.44	-	4.0	12.0	13.5	1050	2910	3400	13.2	12.7	12.1
	20 + 20 + 20 + 25 + 60	1.66	1.66	1.66	2.07	4.97	-	4.0	12.0	13.5	1050	2910	3400	13.2	12.7	12.1
	20 + 20 + 20 + 35 + 35	1.85	1.85	1.85	3.23	3.23	-	4.0	12.0	13.5	1050	2910	3400	13.2	12.7	12.1
	20 + 20 + 20 + 35 + 50	1.66	1.66	1.66	2.90	4.14	-	4.0	12.0	13.5	1050	2910	3400	13.2	12.7	12.1
	20 + 20 + 20 + 35 + 60	1.55	1.55	1.55	2.71	4.65	-	4.0	12.0	13.5	1050	2900	3400	13.2	12.6	12.1
	20 + 20 + 20 + 50 + 50	1.50	1.50	1.50	3.75	3.75	-	4.0	12.0	13.5	1050	2900	3400	13.2	12.6	12.1
	20 + 20 + 25 + 25 + 25	2.09	2.09	2.61	2.61	2.61	-	4.0	12.0	13.5	1050	2920	3400	13.3	12.7	12.2
	20 + 20 + 25 + 25 + 35	1.92	1.92	2.40	2.40	3.36	-	4.0	12.0	13.5	1050	2910	3400	13.2	12.7	12.1
	20 + 20 + 25 + 25 + 50	1.71	1.71	2.14	2.14	4.29	-	4.0	12.0	13.5	1050	2910	3400	13.2	12.7	12.1
	20 + 20 + 25 + 25 + 60	1.60	1.60	2.00	2.00	4.80	-	4.0	12.0	13.5	1050	2910	3400	13.2	12.7	12.1
	20 + 20 + 25 + 35 + 35	1.78	1.78	2.22	3.11	3.11	-	4.0	12.0	13.5	1050	2910	3400	13.2	12.7	12.1
	20 + 20 + 25 + 35 + 50	1.60	1.60	2.00	2.80	4.00	-	4.0	12.0	13.5	1050	2910	3400	13.2	12.7	12.1
	20 + 20 + 25 + 35 + 60	1.50	1.50	1.88	2.63	4.50	-	4.0	12.0	13.5	1050	2900	3400	13.2	12.6	12.1
	20 + 20 + 35 + 35 + 35	1.66	1.66	2.90	2.90	2.90	-	4.0	12.0	13.5	1050	2910	3400	13.2	12.7	12.1
	20 + 20 + 35 + 35 + 50	1.50	1.50	2.63	2.63	3.75	-	4.0	12.0	13.5	1050	2900	3400	13.2	12.6	12.1
	20 + 25 + 25 + 25 + 25	2.00	2.50	2.50	2.50	2.50	-	4.0	12.0	13.5	1050	2920	3400	13.3	12.7	12.2
	20 + 25 + 25 + 25 + 35	1.85	2.31	2.31	2.31	3.23	-	4.0	12.0	13.5	1050	2910	3400	13.2	12.7	12.1
	20 + 25 + 25 + 25 + 50	1.66	2.07	2.07	2.07	4.14	-	4.0	12.0	13.5	1050	2910	3400	13.2	12.7	12.1
	20 + 25 + 25 + 25 + 60	1.55	1.94	1.94	1.94	4.65	-	4.0	12.0	13.5	1050	2900	3400	13.2	12.6	12.1
	20 + 25 + 25 + 35 + 35	1.71	2.14	2.14	3.00	3.00	-	4.0	12.0	13.5	1050	2910	3400	13.2	12.7	12.1
	20 + 25 + 25 + 35 + 50	1.55	1.94	1.94	2.71	3.87	-	4.0	12.0	13.5	1050	2900	3400	13.2	12.6	12.1
	20 + 25 + 35 + 35 + 35	1.60	2.00	2.80	2.80	2.80	-	4.0	12.0	13.5	1050	2910	3400	13.2	12.7	12.1
	20 + 35 + 35 + 35 + 35	1.50	2.63	2.63	2.63	2.63	-	4.0	12.0	13.5	1050	2900	3400	13.2	12.6	12.1
	25 + 25 + 25 + 25 + 25	2.40	2.40	2.40	2.40	2.40	-	4.0	12.0	13.5	1050	2910	3400	13.2	12.7	12.1
	25 + 25 + 25 + 25 + 35	2.22	2.22	2.22	2.22	3.11	-	4.0	12.0	13.5	1050	2910	3400	13.2	12.7	12.1
25 + 25 + 25 + 25 + 50	2.00	2.00	2.00	2.00	4.00	-	4.0	12.0	13.5	1050	2910	3400	13.2	12.7	12.1	
25 + 25 + 25 + 25 + 60	1.88	1.88	1.88	1.88	4.50	-	4.0	12.0	13.5	1050	2900	3400	13.2	12.6	12.1	
25 + 25 + 25 + 35 + 35	2.07	2.07	2.07	2.90	2.90	-	4.0	12.0	13.5	1050	2910	3400	13.2	12.7	12.1	
25 + 25 + 25 + 35 + 50	1.88	1.88	1.88	2.63	3.75	-	4.0	12.0	13.5	1050	2900	3400	13.2	12.6	12.1	
25 + 25 + 35 + 35 + 35	1.94	1.94	2.71	2.71	2.71	-	4.0	12.0	13.5	1050	2900	3400	13.2	12.6	12.1	

**Table of indoor unit combination SCM100ZJ-S1
<with all indoor unit SRK-ZJX-S/S1 type only>
(Cooling operation)**

Indoor unit combination	Cooling capacity (kW)									Power consumption (W)			Standard current (A)		
	Room cooling capacity (kW)						Total capacity (kW)			Min.	Standard	Max.	220V	230V	240V
	A room	B room	C room	D room	E room	F room	Min.	Standard	Max.						
1 room	20	2.0	-	-	-	-	1.8	2.0	2.8	650	750	1100	3.4	3.3	3.2
	25	2.5	-	-	-	-	1.8	2.5	3.4	650	950	1350	4.4	4.2	4.0
	35	3.5	-	-	-	-	1.8	3.5	3.9	650	1400	1600	6.4	6.1	5.9
	50	5.0	-	-	-	-	1.8	5.0	6.1	650	2000	2500	9.2	8.8	8.4
	60	6.0	-	-	-	-	1.8	6.0	7.0	650	2450	3000	11.2	10.8	10.3
2 room	20 + 20	2.00	2.00	-	-	-	3.0	4.0	5.6	740	910	1460	4.2	4.0	3.8
	20 + 25	2.00	2.50	-	-	-	3.0	4.5	6.2	740	1050	1820	4.8	4.6	4.4
	20 + 35	2.00	3.50	-	-	-	3.0	5.5	6.7	740	1430	2020	6.6	6.3	6.0
	20 + 50	2.00	5.00	-	-	-	3.0	7.0	8.9	740	2180	2820	10.0	9.6	9.2
	20 + 60	2.00	6.00	-	-	-	3.0	8.0	9.8	740	2530	3360	11.6	11.1	10.6
	25 + 25	2.50	2.50	-	-	-	3.0	5.0	6.8	740	1350	2200	6.2	5.9	5.7
	25 + 35	2.50	3.50	-	-	-	3.0	6.0	7.3	740	1720	2320	7.9	7.6	7.2
	25 + 50	2.50	5.00	-	-	-	3.0	7.5	9.5	740	2350	3220	10.8	10.3	9.9
	25 + 60	2.50	6.00	-	-	-	3.0	8.5	9.8	740	2680	3360	12.3	11.8	11.3
	35 + 35	3.50	3.50	-	-	-	3.0	7.0	7.8	740	2180	2820	10.0	9.6	9.2
	35 + 50	3.50	5.00	-	-	-	3.0	8.5	10.0	740	2680	3620	12.3	11.8	11.3
	35 + 60	3.50	6.00	-	-	-	3.0	9.5	10.9	740	3120	3990	14.3	13.7	13.1
	50 + 50	5.00	5.00	-	-	-	3.0	10.0	12.0	740	3350	4400	15.4	14.7	14.1
	50 + 60	4.55	5.45	-	-	-	3.0	10.0	12.0	740	3350	4400	15.4	14.7	14.1
	60 + 60	5.00	5.00	-	-	-	3.0	10.0	12.0	740	3340	4400	15.3	14.7	14.1
3 room	20 + 20 + 20	2.00	2.00	2.00	-	-	3.7	6.0	8.4	880	1460	2560	6.7	6.4	6.1
	20 + 20 + 25	2.00	2.00	2.50	-	-	3.7	6.5	9.0	880	1650	2700	7.6	7.2	6.9
	20 + 20 + 35	2.00	2.00	3.50	-	-	3.7	7.5	9.5	880	1980	3120	9.1	8.7	8.3
	20 + 20 + 50	2.00	2.00	5.00	-	-	3.7	9.0	11.7	880	2600	4120	11.9	11.4	10.9
	20 + 20 + 60	2.00	2.00	6.00	-	-	3.7	10.0	12.0	880	3120	4250	14.3	13.7	13.1
	20 + 25 + 25	2.00	2.50	2.50	-	-	3.7	7.0	9.6	880	1850	3210	8.5	8.1	7.8
	20 + 25 + 35	2.00	2.50	3.50	-	-	3.7	8.0	10.1	880	2320	3630	10.7	10.2	9.8
	20 + 25 + 50	2.00	2.50	5.00	-	-	3.7	9.5	12.0	880	2980	4250	13.7	13.1	12.5
	20 + 25 + 60	1.90	2.38	5.71	-	-	3.7	10.0	12.0	880	3120	4250	14.3	13.7	13.1
	20 + 35 + 35	2.00	3.50	3.50	-	-	3.7	9.0	10.6	880	2780	3750	12.8	12.2	11.7

INVERTER MULTI-SPLIT SYSTEM

Indoor unit combination	Cooling capacity (kW)									Power consumption (W)			Standard current (A)				
	Room cooling capacity (kW)						Total capacity (kW)			Min.	Standard	Max.	220V	230V	240V		
	A room	B room	C room	D room	E room	F room	Min.	Standard	Max.								
3 room	25 + 25 + 50	2.50	2.50	5.00	-	-	-	3.7	10.0	12.0	880	3120	4250	14.3	13.7	13.1	
	25 + 25 + 60	2.27	2.27	5.45	-	-	-	3.7	10.0	12.0	880	3120	4250	14.3	13.7	13.1	
	25 + 35 + 35	2.50	3.50	3.50	-	-	-	3.7	9.5	11.2	880	2980	3990	13.7	13.1	12.5	
	25 + 35 + 50	2.27	3.18	4.55	-	-	-	3.7	10.0	12.0	880	3120	4250	14.3	13.7	13.1	
	25 + 35 + 60	2.08	2.92	5.00	-	-	-	3.7	10.0	12.0	880	3110	4250	14.3	13.7	13.1	
	25 + 50 + 50	2.00	4.00	4.00	-	-	-	3.7	10.0	12.0	880	3110	4250	14.3	13.7	13.1	
	25 + 50 + 60	1.85	3.70	4.44	-	-	-	3.7	10.0	12.0	880	3100	4250	14.2	13.6	13.0	
	25 + 60 + 60	1.72	4.14	4.14	-	-	-	3.7	10.0	12.0	880	3100	4250	14.2	13.6	13.0	
	35 + 35 + 35	3.33	3.33	3.33	-	-	-	3.7	10.0	11.7	880	3120	4180	14.3	13.7	13.1	
	35 + 35 + 50	2.92	2.92	4.17	-	-	-	3.7	10.0	12.0	880	3110	4250	14.3	13.7	13.1	
	35 + 35 + 60	2.69	2.69	4.62	-	-	-	3.7	10.0	12.0	880	3110	4250	14.3	13.7	13.1	
	35 + 50 + 50	2.59	3.70	3.70	-	-	-	3.7	10.0	12.0	880	3100	4250	14.2	13.6	13.0	
	35 + 50 + 60	2.41	3.45	4.14	-	-	-	3.7	10.0	12.0	880	3100	4251	14.2	13.6	13.0	
	35 + 60 + 60	2.26	3.87	3.87	-	-	-	3.7	10.0	12.0	880	3090	4251	14.2	13.6	13.0	
50 + 50 + 50	3.33	3.33	3.33	-	-	-	3.7	10.0	12.0	880	3100	4250	14.2	13.6	13.0		
50 + 50 + 60	3.13	3.13	3.75	-	-	-	3.7	10.0	12.0	880	3090	4250	14.2	13.6	13.0		
4 room	20 + 20 + 20 + 20	2.00	2.00	2.00	2.00	-	-	4.4	8.0	11.2	1100	2050	3680	9.3	8.9	8.6	
	20 + 20 + 20 + 25	2.00	2.00	2.00	2.50	-	-	4.4	8.5	11.8	1100	2320	3890	10.6	10.1	9.7	
	20 + 20 + 20 + 35	2.00	2.00	2.00	3.50	-	-	4.4	9.5	12.0	1100	2820	4050	12.8	12.3	11.8	
	20 + 20 + 20 + 50	1.82	1.82	1.82	4.55	-	-	4.4	10.0	12.0	1100	3020	4050	13.7	13.1	12.6	
	20 + 20 + 20 + 60	1.67	1.67	1.67	5.00	-	-	4.4	10.0	12.0	1100	3020	4050	13.7	13.1	12.6	
	20 + 20 + 25 + 25	2.00	2.00	2.50	2.50	-	-	4.4	9.0	12.0	1100	2520	4050	11.5	11.0	10.5	
	20 + 20 + 25 + 35	2.00	2.00	2.50	3.50	-	-	4.4	10.0	12.0	1100	3030	4050	13.8	13.2	12.6	
	20 + 20 + 25 + 50	1.74	1.74	2.17	4.35	-	-	4.4	10.0	12.0	1100	3020	4050	13.7	13.1	12.6	
	20 + 20 + 25 + 60	1.60	1.60	2.00	4.80	-	-	4.4	10.0	12.0	1100	3010	4050	13.7	13.1	12.6	
	20 + 20 + 35 + 35	1.82	1.82	3.18	3.18	-	-	4.4	10.0	12.0	1100	3020	4050	13.7	13.1	12.6	
	20 + 20 + 35 + 50	1.60	1.60	2.80	4.00	-	-	4.4	10.0	12.0	1100	3010	4050	13.7	13.1	12.6	
	20 + 20 + 35 + 60	1.48	1.48	2.59	4.44	-	-	4.4	10.0	12.0	1100	3010	4050	13.7	13.1	12.6	
	20 + 20 + 50 + 50	1.43	1.43	3.57	3.57	-	-	4.4	10.0	12.0	1100	3010	4050	13.7	13.1	12.6	
	20 + 20 + 50 + 60	1.33	1.33	3.33	4.00	-	-	4.4	10.0	12.0	1100	3000	4050	13.7	13.1	12.5	
	20 + 20 + 60 + 60	1.25	1.25	3.75	3.75	-	-	4.4	10.0	12.0	1100	2990	4050	13.6	13.0	12.5	
	20 + 25 + 25 + 25	2.00	2.50	2.50	2.50	-	-	4.4	9.5	12.0	1100	2820	4050	12.8	12.3	11.8	
	20 + 25 + 25 + 35	1.90	2.38	2.38	3.33	-	-	4.4	10.0	12.0	1100	3030	4050	13.8	13.2	12.6	
	20 + 25 + 25 + 50	1.67	2.08	2.08	4.17	-	-	4.4	10.0	12.0	1100	3020	4050	13.7	13.1	12.6	
	20 + 25 + 25 + 60	1.54	1.92	1.92	4.62	-	-	4.4	10.0	12.0	1100	3010	4050	13.7	13.1	12.6	
	20 + 25 + 35 + 35	1.74	2.17	3.04	3.04	-	-	4.4	10.0	12.0	1100	3020	4050	13.7	13.1	12.6	
	20 + 25 + 35 + 50	1.54	1.92	2.69	3.85	-	-	4.4	10.0	12.0	1100	3010	4050	13.7	13.1	12.6	
	20 + 25 + 35 + 60	1.43	1.79	2.50	4.29	-	-	4.4	10.0	12.0	1100	3010	4050	13.7	13.1	12.6	
	20 + 25 + 50 + 50	1.38	1.72	3.45	3.45	-	-	4.4	10.0	12.0	1100	3000	4050	13.7	13.1	12.5	
	20 + 25 + 50 + 60	1.29	1.61	3.23	3.87	-	-	4.4	10.0	12.0	1100	3000	4050	13.7	13.1	12.5	
	20 + 25 + 60 + 60	1.21	1.52	3.64	3.64	-	-	4.4	10.0	12.0	1100	2990	4050	13.6	13.0	12.5	
	20 + 35 + 35 + 35	1.60	2.80	2.80	2.80	-	-	4.4	10.0	12.0	1100	3010	4050	13.7	13.1	12.6	
	20 + 35 + 35 + 50	1.43	2.50	2.50	3.57	-	-	4.4	10.0	12.0	1100	3010	4050	13.7	13.1	12.6	
	20 + 35 + 35 + 60	1.33	2.33	2.33	4.00	-	-	4.4	10.0	12.0	1100	3000	4050	13.7	13.1	12.5	
	20 + 35 + 50 + 50	1.29	2.26	3.23	3.23	-	-	4.4	10.0	12.0	1100	3000	4050	13.7	13.1	12.5	
	25 + 25 + 25 + 25	2.50	2.50	2.50	2.50	-	-	4.4	10.0	12.0	1100	3030	4050	13.8	13.2	12.6	
	25 + 25 + 25 + 35	2.27	2.27	2.27	3.18	-	-	4.4	10.0	12.0	1100	3020	4050	13.7	13.1	12.6	
	25 + 25 + 25 + 50	2.00	2.00	2.00	4.00	-	-	4.4	10.0	12.0	1100	3010	4050	13.7	13.1	12.6	
	25 + 25 + 25 + 60	1.85	1.85	1.85	4.44	-	-	4.4	10.0	12.0	1100	3010	4050	13.7	13.1	12.6	
	25 + 25 + 35 + 35	2.08	2.08	2.92	2.92	-	-	4.4	10.0	12.0	1100	3020	4050	13.7	13.1	12.6	
	25 + 25 + 35 + 50	1.85	1.85	2.59	3.70	-	-	4.4	10.0	12.0	1100	3010	4050	13.7	13.1	12.6	
	25 + 25 + 35 + 60	1.72	1.72	2.41	4.14	-	-	4.4	10.0	12.0	1100	3000	4050	13.7	13.1	12.5	
	25 + 25 + 50 + 50	1.67	1.67	3.33	3.33	-	-	4.4	10.0	12.0	1100	3000	4050	13.7	13.1	12.5	
	25 + 25 + 50 + 60	1.56	1.56	3.13	3.75	-	-	4.4	10.0	12.0	1100	2990	4050	13.6	13.0	12.5	
	25 + 35 + 35 + 35	1.92	2.69	2.69	2.69	-	-	4.4	10.0	12.0	1100	3010	4050	13.7	13.1	12.6	
	25 + 35 + 35 + 50	1.72	2.41	2.41	3.45	-	-	4.4	10.0	12.0	1100	3000	4050	13.7	13.1	12.5	
	25 + 35 + 35 + 60	1.61	2.26	2.26	3.87	-	-	4.4	10.0	12.0	1100	3000	4050	13.7	13.1	12.5	
	25 + 35 + 50 + 50	1.56	2.19	3.13	3.13	-	-	4.4	10.0	12.0	1100	2990	4050	13.6	13.0	12.5	
35 + 35 + 35 + 35	2.50	2.50	2.50	2.50	-	-	4.4	10.0	12.0	1100	3010	4050	13.7	13.1	12.6		
35 + 35 + 35 + 50	2.26	2.26	2.26	3.23	-	-	4.4	10.0	12.0	1100	3000	4050	13.7	13.1	12.5		
5 room	20 + 20 + 20 + 20 + 20	2.00	2.00	2.00	2.00	2.00	-	-	5.1	10.0	12.0	1210	2860	4030	13.0	12.4	11.9
	20 + 20 + 20 + 20 + 25	1.90	1.90	1.90	1.90	2.38	-	-	5.1	10.0	12.0	1210	2860	4030	13.0	12.4	11.9
	20 + 20 + 20 + 20 + 35	1.74	1.74	1.74	1.74	3.04	-	-	5.1	10.0	12.0	1210	2850	4030	12.9	12.4	11.8
	20 + 20 + 20 + 20 + 50	1.54	1.54	1.54	1.54	3.85	-	-	5.1	10.0	12.0	1210	2840	4030	12.9	12.4	11.8
	20 + 20 + 20 + 20 + 60	1.43	1.43	1.43	1.43	4.29	-	-	5.1	10.0	12.0	1210	2840	4030	12.9	12.4	11.8
	20 + 20 + 20 + 25 + 25	1.82	1.82	1.82	2.27	2.27	-	-	5.1	10.0	12.0	1210	2860	4030	13.0	12.4	11.9
	20 + 20 + 20 + 25 + 35	1.67	1.67	1.67	2.08	2.92	-	-	5.1	10.0	12.0	1210	2850	4030	13.0	12.4	11.9
	20 + 20 + 20 + 25 + 50	1.48	1.48	1.48	1.85	3.70	-	-	5.1	10.0	12.0	1210	2840	4030	12.9	12.4	11.8
	20 + 20 + 20 + 25 + 60	1.38	1.38	1.38	1.72	4.14	-	-	5.1	10.0	12.0	1210	2840	4030	12.9	12.4	11.8
	20 + 20 + 20 + 35 + 35	1.54	1.54	1.54	2.69	2.69	-	-	5.1	10.0	12.0	1210	2840	4030	12.9	12.4	11.8
	20 + 20 + 20 + 35 + 50	1.38	1.38	1.38	2.41	3.45	-	-	5.1	10.0	12.0	1210	2840	4030	12.9	12.4	11.8
	20 + 20 + 20 + 35 + 60	1.29	1.29	1.29	2.26	3.87	-	-	5.1	10.0	12.0	1210	2830	4030	12.9	12.3	11.8
	20 + 20 + 20 + 50 + 50	1.25	1.25	1.25	3.13	3.13	-	-	5.1	10.0	12.0	1210	2830	4030	12.9	12.3	11.8
	20 + 20 + 25 + 25 + 25	1.74	1.74	2.17	2.17	2.17	-	-	5.1	10.0	12.0	1210	2850	4030	13.0	12.4	11.9
	20 + 20 + 25 + 25 + 35	1.60	1.60	2.00	2.00	2.80	-	-	5.1	10.0	12.0	1210	2850	4030	13.0	12.4	11.9
	20 + 20 + 25 + 25 + 50	1.43	1.43	1.79	1.79	3.57	-	-	5.1	10.0	12.0	1210	2840	4030	12.9	12.4	11.8
	20 + 20 + 25 + 25 + 60	1.33	1.33	1.67	1.67	4.00	-	-	5.1	10.0	12.0	1210	2840	4030	12.9	12.4	11.8
	20 + 20 + 25 + 35 + 35	1.48	1.48	1.85	2.59	2.59	-	-	5.1	10.0	12.0	1210	2840	4030	12.9	12.4	11.8
	20 + 20 + 25 + 35 + 50	1.33	1.33	1.67	2.33	3.33	-	-	5.1	10.0	12.0	1210	2840	4030	12.9	12.4	11.8
	20 + 20 + 25 + 35 + 60	1.25	1.25	1.56	2.19	3.75	-	-	5								

Indoor unit combination	Cooling capacity (kW)									Power consumption (W)			Standard current (A)		
	Room cooling capacity (kW)						Total capacity (kW)			Min.	Standard	Max.	220V	230V	240V
	A room	B room	C room	D room	E room	F room	Min.	Standard	Max.						
5 room 25 + 25 + 25 + 25 + 50	1.67	1.67	1.67	1.67	3.33	-	5.1	10.0	12.0	1210	2840	4030	12.9	12.4	11.8
25 + 25 + 25 + 25 + 60	1.56	1.56	1.56	1.56	3.75	-	5.1	10.0	12.0	1210	2830	4030	12.9	12.3	11.8
25 + 25 + 25 + 35 + 35	1.72	1.72	1.72	2.41	2.41	-	5.1	10.0	12.0	1210	2840	4030	12.9	12.4	11.8
25 + 25 + 25 + 35 + 50	1.56	1.56	1.56	2.19	3.13	-	5.1	10.0	12.0	1210	2830	4030	12.9	12.3	11.8
25 + 25 + 35 + 35 + 35	1.61	1.61	2.26	2.26	2.26	-	5.1	10.0	12.0	1210	2830	4030	12.9	12.3	11.8

**Table of Indoor unit combination SCM100ZJ-S1
<with indoor unit except all indoor unit SRK-ZJX-S/S1 type only>
(Heating operation)**

Indoor unit combination	Heating capacity (kW)									Power consumption (W)			Standard current (A)		
	Room heating capacity (kW)						Total capacity (kW)			Min.	Standard	Max.	220V	230V	240V
	A room	B room	C room	D room	E room	F room	Min.	Standard	Max.						
1 room	20	3.0	-	-	-	-	1.5	3.0	3.6	700	1220	1330	5.6	5.4	5.1
	25	3.4	-	-	-	-	1.5	3.4	4.1	700	1265	1540	5.8	5.6	5.3
	35	4.5	-	-	-	-	1.5	4.5	4.9	700	1650	1840	7.6	7.2	6.9
	50	5.8	-	-	-	-	1.5	5.8	6.4	700	2120	2410	9.7	9.3	8.9
	60	6.8	-	-	-	-	1.5	6.8	7.4	700	2500	2760	11.5	11.0	10.5
2 room	71	8.0	-	-	-	-	1.5	8.0	8.1	700	3020	3090	13.9	13.3	12.7
	20 + 20	3.00	3.00	-	-	-	2.1	6.0	7.2	750	1540	1860	7.1	6.8	6.5
	20 + 25	2.84	3.56	-	-	-	2.1	6.4	7.7	750	1660	2210	7.6	7.3	7.0
	20 + 35	2.73	4.77	-	-	-	2.1	7.5	8.5	750	1990	2520	9.1	8.7	8.4
	20 + 50	2.51	6.29	-	-	-	2.1	8.8	10.0	750	2430	3220	11.2	10.7	10.2
	20 + 60	2.45	7.35	-	-	-	2.1	9.8	11.0	750	2840	3620	13.0	12.5	12.0
	20 + 71	2.42	8.58	-	-	-	2.1	11.0	11.6	750	2840	3620	13.0	12.5	12.0
	25 + 25	3.40	3.40	-	-	-	2.1	6.8	8.2	750	1770	2420	8.1	7.8	7.4
	25 + 35	3.29	4.61	-	-	-	2.1	7.9	9.0	750	2140	2820	9.8	9.4	9.0
	25 + 50	3.07	6.13	-	-	-	2.1	9.2	10.5	750	2630	3610	12.1	11.6	11.1
	25 + 60	3.00	7.20	-	-	-	2.1	10.2	11.5	750	3040	3790	14.0	13.4	12.8
	25 + 71	2.97	8.43	-	-	-	2.1	11.4	12.1	750	3440	4250	15.8	15.1	14.5
	35 + 35	4.50	4.50	-	-	-	2.1	9.0	9.8	750	2520	3210	11.6	11.1	10.6
	35 + 50	4.24	6.06	-	-	-	2.1	10.3	11.3	750	3040	3710	14.0	13.4	12.8
	35 + 60	4.16	7.14	-	-	-	2.1	11.3	12.3	750	3420	4320	15.7	15.0	14.4
	35 + 71	3.96	8.04	-	-	-	2.1	12.0	12.9	750	4030	4690	18.5	17.7	17.0
	50 + 50	5.80	5.80	-	-	-	2.1	11.6	12.8	750	3660	4620	16.8	16.1	15.4
50 + 60	5.45	6.55	-	-	-	2.1	12.0	13.3	750	4030	4920	18.5	17.7	17.0	
50 + 71	4.96	7.04	-	-	-	2.1	12.0	13.3	750	4030	4920	18.5	17.7	17.0	
60 + 60	6.00	6.00	-	-	-	2.1	12.0	13.3	750	4030	4920	18.5	17.7	17.0	
60 + 71	5.50	6.50	-	-	-	2.1	12.0	13.3	750	4030	4920	18.5	17.7	17.0	
71 + 71	6.00	6.00	-	-	-	2.1	12.0	13.3	750	4030	4920	18.5	17.7	17.0	
3 room	20 + 20 + 20	3.00	3.00	3.00	-	-	3.2	9.0	10.9	780	2270	3350	10.4	10.0	9.6
	20 + 20 + 25	2.89	2.89	3.62	-	-	3.2	9.4	11.4	780	2400	3550	11.0	10.5	10.1
	20 + 20 + 35	2.80	2.80	4.90	-	-	3.2	10.5	12.2	780	2760	3820	12.7	12.1	11.6
	20 + 20 + 50	2.62	2.62	6.56	-	-	3.2	11.8	13.3	780	3270	4290	15.0	14.4	13.8
	20 + 20 + 60	2.40	2.40	7.20	-	-	3.2	12.0	13.3	780	3420	4290	15.7	15.0	14.4
	20 + 20 + 71	2.16	2.16	7.68	-	-	3.2	12.0	13.3	780	3410	4290	15.7	15.0	14.4
	20 + 25 + 25	2.80	3.50	3.50	-	-	3.2	9.8	11.9	780	2560	3720	11.8	11.2	10.8
	20 + 25 + 35	2.73	3.41	4.77	-	-	3.2	10.9	12.7	780	2970	3990	13.6	13.0	12.5
	20 + 25 + 50	2.53	3.16	6.32	-	-	3.2	12.0	13.3	780	3420	4290	15.7	15.0	14.4
	20 + 25 + 60	2.29	2.86	6.86	-	-	3.2	12.0	13.3	780	3420	4290	15.7	15.0	14.4
	20 + 25 + 71	2.07	2.59	7.34	-	-	3.2	12.0	13.3	780	3410	4290	15.7	15.0	14.4
	20 + 35 + 35	2.67	4.67	4.67	-	-	3.2	12.0	13.3	780	3420	4290	15.7	15.0	14.4
	20 + 35 + 50	2.29	4.00	5.71	-	-	3.2	12.0	13.3	780	3420	4290	15.7	15.0	14.4
	20 + 35 + 60	2.09	3.65	6.26	-	-	3.2	12.0	13.3	780	3410	4290	15.7	15.0	14.4
	20 + 35 + 71	1.90	3.33	6.76	-	-	3.2	12.0	13.3	780	3410	4290	15.7	15.0	14.4
	20 + 50 + 50	2.00	5.00	5.00	-	-	3.2	12.0	13.3	780	3410	4290	15.7	15.0	14.4
	20 + 50 + 60	1.85	4.62	5.54	-	-	3.2	12.0	13.3	780	3400	4290	15.6	14.9	14.3
	20 + 50 + 71	1.70	4.26	6.04	-	-	4.2	12.0	13.3	780	3390	4290	15.6	14.9	14.3
	20 + 60 + 60	1.71	5.14	5.14	-	-	5.2	12.0	13.3	780	3390	4290	15.6	14.9	14.3
	20 + 60 + 71	1.59	4.77	5.64	-	-	6.2	12.0	13.3	780	3390	4290	15.6	14.9	14.3
	25 + 25 + 25	3.40	3.40	3.40	-	-	3.2	10.2	12.4	780	2760	3880	12.7	12.1	11.6
	25 + 25 + 35	3.32	3.32	4.65	-	-	3.2	11.3	13.2	780	3170	4120	14.6	13.9	13.3
	25 + 25 + 50	3.00	3.00	6.00	-	-	3.2	12.0	13.3	780	3420	4290	15.7	15.0	14.4
	25 + 25 + 60	2.73	2.73	6.55	-	-	3.2	12.0	13.3	780	3410	4290	15.7	15.0	14.4
	25 + 25 + 71	2.48	2.48	7.04	-	-	3.2	12.0	13.3	780	3410	4290	15.7	15.0	14.4
	25 + 35 + 35	3.16	4.42	4.42	-	-	3.2	12.0	13.3	780	3420	4290	15.7	15.0	14.4
	25 + 35 + 50	2.73	3.82	5.45	-	-	3.2	12.0	13.3	780	3410	4290	15.7	15.0	14.4
	25 + 35 + 60	2.50	3.50	6.00	-	-	3.2	12.0	13.3	780	3410	4290	15.7	15.0	14.4
	25 + 35 + 71	2.29	3.21	6.50	-	-	4.2	12.0	13.3	780	3400	4290	15.6	14.9	14.3
	25 + 50 + 50	2.40	4.80	4.80	-	-	3.2	12.0	13.3	780	3410	4290	15.7	15.0	14.4
	25 + 50 + 60	2.22	4.44	5.33	-	-	3.2	12.0	13.3	780	3400	4290	15.6	14.9	14.3
	25 + 50 + 71	2.05	4.11	5.84	-	-	3.2	12.0	13.3	780	3390	4290	15.6	14.9	14.3
	25 + 60 + 60	2.07	4.97	4.97	-	-	3.2	12.0	13.3	780	3390	4290	15.6	14.9	14.3
	25 + 60 + 71	1.92	4.62	5.46	-	-	3.2	12.0	13.3	780	3390	4290	15.6	14.9	14.3
	35 + 35 + 35	4.00	4.00	4.00	-	-	3.2	12.0	13.3	780	3420	4290	15.7	15.0	14.4
	35 + 35 + 50	3.50	3.50	5.00	-	-	3.2	12.0	13.3	780	3410	4290	15.7	15.0	14.4
	35 + 35 + 60	3.23	3.23	5.54	-	-	3.2	12.0	13.3	780	3400	4290	15.6	14.9	14.3
	35 + 35 + 71	2.98	2.98	6.04	-	-	3.2	12.0	13.3	780	3390	4290	15.6	14.9	14.3
	35 + 50 + 50	3.11	4.44	4.44	-	-	3.2	12.0	13.3	780	3400	4290	15.6	14.9	14.3
	35 + 50 + 60	2.90	4.14	4.97	-	-	3.2	12.0	13.3	780	3390	4290	15.6	14.9	14.3
	35 + 50 + 71	2.69	3.85	5.46	-	-	3.2	12.0	13.3	780	3390	4290	15.6	14.9	14.3
	35 + 60 + 60	2.71	4.65	4.65	-	-	3.2	12.0	13.3	780	3390	4290	15.6	14.9	14.3
50 + 50 + 50	4.00	4.00	4.00	-	-	3.2	12.0	13.3	780	3390	4290	15.6	14.9	14.3	
50 + 50 + 60	3.75	3.75	4.50	-	-	3.2	12.0	13.3	780	3380	4290	15.5	14.8	14.2	
4 room	20 + 20 + 20 + 20	3.00	3.00	3.00	3.00	-	3.6	12.0	13.3	950	3270	3920	14.9	14.2	13.6
	20 + 20 + 20 + 25	2.82	2.82	2.82	3.53	-									

INVERTER MULTI-SPLIT SYSTEM

Indoor unit combination	Heating capacity (kW)									Power consumption (W)			Standard current (A)		
	Room heating capacity (kW)						Total capacity (kW)			Min.	Standard	Max.	220V	230V	240V
	A room	B room	C room	D room	E room	F room	Min.	Standard	Max.						
20 + 20 + 20 + 60	2.00	2.00	2.00	6.00	-	-	3.6	12.0	13.3	950	3250	3920	14.8	14.1	13.6
20 + 20 + 20 + 71	1.83	1.83	1.83	6.50	-	-	3.6	12.0	13.3	950	3250	3920	14.6	14.0	13.4
20 + 20 + 25 + 25	2.67	2.67	3.33	3.33	-	-	3.6	12.0	13.3	950	3270	3920	14.9	14.2	13.6
20 + 20 + 25 + 35	2.40	2.40	3.00	4.20	-	-	3.6	12.0	13.3	950	3260	3920	14.8	14.2	13.6
20 + 20 + 25 + 50	2.09	2.09	2.61	5.22	-	-	3.6	12.0	13.3	950	3260	3920	14.8	14.2	13.6
20 + 20 + 25 + 60	1.92	1.92	2.40	5.76	-	-	3.6	12.0	13.3	950	3250	3920	14.8	14.1	13.6
20 + 20 + 25 + 71	1.76	1.76	2.21	6.26	-	-	3.6	12.0	13.3	950	3250	3920	14.8	14.1	13.6
20 + 20 + 35 + 35	2.18	2.18	3.82	3.82	-	-	3.6	12.0	13.3	950	3260	3920	14.8	14.2	13.6
20 + 20 + 35 + 50	1.92	1.92	3.36	4.80	-	-	3.6	12.0	13.3	950	3250	3920	14.8	14.1	13.6
20 + 20 + 35 + 60	1.78	1.78	3.11	5.33	-	-	3.6	12.0	13.3	950	3250	3920	14.8	14.1	13.6
20 + 20 + 35 + 71	1.64	1.64	2.88	5.84	-	-	3.6	12.0	13.3	950	3240	3920	14.7	14.1	13.5
20 + 20 + 50 + 50	1.71	1.71	4.29	4.29	-	-	3.6	12.0	13.3	950	3240	3920	14.7	14.1	13.5
20 + 20 + 50 + 60	1.60	1.60	4.00	4.80	-	-	3.6	12.0	13.3	950	3240	3920	14.7	14.1	13.5
20 + 20 + 60 + 60	1.50	1.50	4.50	4.50	-	-	3.6	12.0	13.3	950	3240	3920	14.7	14.1	13.5
20 + 25 + 25 + 25	2.53	3.16	3.16	3.16	-	-	3.6	12.0	13.3	950	3270	3920	14.9	14.2	13.6
20 + 25 + 25 + 35	2.29	2.86	2.86	4.00	-	-	3.6	12.0	13.3	950	3260	3920	14.8	14.2	13.6
20 + 25 + 25 + 50	2.00	2.50	2.50	5.00	-	-	3.6	12.0	13.3	950	3250	3920	14.8	14.1	13.6
20 + 25 + 25 + 60	1.85	2.31	2.31	5.54	-	-	3.6	12.0	13.3	950	3250	3920	14.8	14.1	13.6
20 + 25 + 25 + 71	1.70	2.13	2.13	6.04	-	-	3.6	12.0	13.3	950	3240	3920	14.7	14.1	13.5
20 + 25 + 35 + 35	2.09	2.61	3.65	3.65	-	-	3.6	12.0	13.3	950	3260	3920	14.8	14.2	13.6
20 + 25 + 35 + 50	1.85	2.31	3.23	4.62	-	-	3.6	12.0	13.3	950	3250	3920	14.8	14.1	13.6
20 + 25 + 35 + 60	1.71	2.14	3.00	5.14	-	-	3.6	12.0	13.3	950	3240	3920	14.7	14.1	13.5
20 + 25 + 35 + 71	1.59	1.99	2.78	5.64	-	-	3.6	12.0	13.3	950	3240	3920	14.7	14.1	13.5
20 + 25 + 50 + 50	1.66	2.07	4.14	4.14	-	-	3.6	12.0	13.3	950	3240	3920	14.7	14.1	13.5
20 + 25 + 50 + 60	1.55	1.94	3.87	4.65	-	-	3.6	12.0	13.3	950	3240	3920	14.7	14.1	13.5
20 + 35 + 35 + 35	1.92	3.36	3.36	3.36	-	-	3.6	12.0	13.3	950	3250	3920	14.8	14.1	13.6
20 + 35 + 35 + 50	1.71	3.00	3.00	4.29	-	-	3.6	12.0	13.3	950	3240	3920	14.7	14.1	13.5
20 + 35 + 35 + 60	1.60	2.80	2.80	4.80	-	-	3.6	12.0	13.3	950	3240	3920	14.7	14.1	13.5
20 + 35 + 50 + 50	1.55	2.71	3.87	3.87	-	-	3.6	12.0	13.3	950	3240	3920	14.7	14.1	13.5
25 + 25 + 25 + 25	3.00	3.00	3.00	3.00	-	-	3.6	12.0	13.3	950	3260	3920	14.8	14.2	13.6
25 + 25 + 25 + 35	2.73	2.73	2.73	3.82	-	-	3.6	12.0	13.3	950	3260	3920	14.8	14.2	13.6
25 + 25 + 25 + 50	2.40	2.40	2.40	4.80	-	-	3.6	12.0	13.3	950	3250	3920	14.8	14.1	13.6
25 + 25 + 25 + 60	2.22	2.22	2.22	5.33	-	-	3.6	12.0	13.3	950	3250	3920	14.8	14.1	13.6
25 + 25 + 25 + 71	2.05	2.05	2.05	5.84	-	-	3.6	12.0	13.3	950	3240	3920	14.7	14.1	13.5
25 + 25 + 35 + 35	2.50	2.50	3.50	3.50	-	-	3.6	12.0	13.3	950	3250	3920	14.8	14.1	13.6
25 + 25 + 35 + 50	2.22	2.22	3.11	4.44	-	-	3.6	12.0	13.3	950	3250	3920	14.8	14.1	13.6
25 + 25 + 35 + 60	2.07	2.07	2.90	4.97	-	-	3.6	12.0	13.3	950	3240	3920	14.7	14.1	13.5
25 + 25 + 35 + 71	1.92	1.92	2.69	5.46	-	-	3.6	12.0	13.3	950	3240	3920	14.7	14.1	13.5
25 + 25 + 50 + 50	2.00	2.00	4.00	4.00	-	-	3.6	12.0	13.3	950	3240	3920	14.7	14.1	13.5
25 + 25 + 50 + 60	1.88	1.88	3.75	4.50	-	-	3.6	12.0	13.3	950	3240	3920	14.7	14.1	13.5
25 + 35 + 35 + 35	2.31	3.23	3.23	3.23	-	-	3.6	12.0	13.3	950	3250	3920	14.8	14.1	13.6
25 + 35 + 35 + 50	2.07	2.90	2.90	4.14	-	-	3.6	12.0	13.3	950	3240	3920	14.7	14.1	13.5
25 + 35 + 35 + 60	1.94	2.71	2.71	4.65	-	-	3.6	12.0	13.3	950	3240	3920	14.7	14.1	13.5
25 + 35 + 50 + 50	1.88	2.63	3.75	3.75	-	-	3.6	12.0	13.3	950	3240	3920	14.7	14.1	13.5
35 + 35 + 35 + 35	3.00	3.00	3.00	3.00	-	-	3.6	12.0	13.3	950	3240	3920	14.7	14.1	13.5
35 + 35 + 35 + 50	2.71	2.71	2.71	3.87	-	-	3.6	12.0	13.3	950	3240	3920	14.7	14.1	13.5
20 + 20 + 20 + 20 + 20	2.40	2.40	2.40	2.40	2.40	-	4.0	12.0	13.3	1050	3220	3620	14.7	14.0	13.4
20 + 20 + 20 + 20 + 25	2.29	2.29	2.29	2.29	2.86	-	4.0	12.0	13.3	1050	3220	3620	14.7	14.0	13.4
20 + 20 + 20 + 20 + 35	2.09	2.09	2.09	2.09	3.65	-	4.0	12.0	13.3	1050	3210	3620	14.6	14.0	13.4
20 + 20 + 20 + 20 + 50	1.85	1.85	1.85	1.85	4.62	-	4.0	12.0	13.3	1050	3200	3620	14.6	13.9	13.3
20 + 20 + 20 + 20 + 60	1.71	1.71	1.71	1.71	5.14	-	4.0	12.0	13.3	1050	3200	3620	14.6	13.9	13.3
20 + 20 + 20 + 20 + 71	1.59	1.59	1.59	1.59	5.64	-	4.0	12.0	13.3	1050	3190	3620	14.5	13.9	13.3
20 + 20 + 20 + 25 + 25	2.18	2.18	2.18	2.73	2.73	-	4.0	12.0	13.3	1050	3210	3620	14.6	14.0	13.4
20 + 20 + 20 + 25 + 35	2.00	2.00	2.00	2.50	3.50	-	4.0	12.0	13.3	1050	3210	3620	14.6	14.0	13.4
20 + 20 + 20 + 25 + 50	1.78	1.78	1.78	2.22	4.44	-	4.0	12.0	13.3	1050	3200	3620	14.6	13.9	13.3
20 + 20 + 20 + 25 + 60	1.66	1.66	1.66	2.07	4.97	-	4.0	12.0	13.3	1050	3200	3620	14.6	13.9	13.3
20 + 20 + 20 + 25 + 71	1.54	1.54	1.54	1.92	5.46	-	4.0	12.0	13.3	1050	3190	3620	14.5	13.9	13.3
20 + 20 + 20 + 35 + 35	1.85	1.85	1.85	3.23	3.23	-	4.0	12.0	13.3	1050	3200	3620	14.6	13.9	13.3
20 + 20 + 20 + 35 + 50	1.66	1.66	1.66	2.90	4.14	-	4.0	12.0	13.3	1050	3200	3620	14.6	13.9	13.3
20 + 20 + 20 + 35 + 60	1.55	1.55	1.55	2.71	4.65	-	4.0	12.0	13.3	1050	3190	3620	14.5	13.9	13.3
20 + 20 + 20 + 50 + 50	1.50	1.50	1.50	3.75	3.75	-	4.0	12.0	13.3	1050	3190	3620	14.5	13.9	13.3
20 + 20 + 25 + 25 + 25	2.09	2.09	2.61	2.61	2.61	-	4.0	12.0	13.3	1050	3210	3620	14.6	14.0	13.4
20 + 20 + 25 + 25 + 35	1.92	1.92	2.40	2.40	3.36	-	4.0	12.0	13.3	1050	3210	3620	14.6	14.0	13.4
20 + 20 + 25 + 25 + 50	1.71	1.71	2.14	2.14	4.29	-	4.0	12.0	13.3	1050	3200	3620	14.6	13.9	13.3
20 + 20 + 25 + 25 + 60	1.60	1.60	2.00	2.00	4.80	-	4.0	12.0	13.3	1050	3190	3620	14.5	13.9	13.3
20 + 20 + 25 + 35 + 35	1.78	1.78	2.22	3.11	3.11	-	4.0	12.0	13.3	1050	3200	3620	14.6	13.9	13.3
20 + 20 + 25 + 35 + 50	1.60	1.60	2.00	2.80	4.00	-	4.0	12.0	13.3	1050	3190	3620	14.5	13.9	13.3
20 + 20 + 25 + 35 + 60	1.50	1.50	1.88	2.63	4.50	-	4.0	12.0	13.3	1050	3190	3620	14.5	13.9	13.3
20 + 20 + 35 + 35 + 35	1.66	1.66	2.90	2.90	2.90	-	4.0	12.0	13.3	1050	3200	3620	14.6	13.9	13.3
20 + 20 + 35 + 35 + 50	1.50	1.50	2.63	2.63	3.75	-	4.0	12.0	13.3	1050	3190	3620	14.5	13.9	13.3
20 + 25 + 25 + 25 + 25	2.00	2.50	2.50	2.50	2.50	-	4.0	12.0	13.3	1050	3210	3620	14.6	14.0	13.4
20 + 25 + 25 + 25 + 35	1.85	2.31	2.31	2.31	3.23	-	4.0	12.0	13.3	1050	3200	3620	14.6	13.9	13.3
20 + 25 + 25 + 25 + 50	1.66	2.07	2.07	2.07	4.14	-	4.0	12.0	13.3	1050	3200	3620	14.6	13.9	13.3
20 + 25 + 25 + 25 + 60	1.55	1.94	1.94	1.94	4.65	-	4.0	12.0	13.3	1050	3190	3620	14.5	13.9	13.3
20 + 25 + 25 + 35 + 35	1.71	2.14	2.14	3.00	3.00	-	4.0	12.0	13.3	1050	3200	3620	14.6	13.9	13.3
20 + 25 + 25 + 35 + 50	1.55	1.94	1.94	2.71	3.87	-	4.0	12.0	13.3	1050	3190	3620	14.5	13.9	13.3
20 + 25 + 35 + 35 + 35	1.60	2.00	2.80	2.80	2.80	-	4.0	12.0	13.3	1050	3190	3620	14.5	13.9	13.3
20 + 35 + 35 + 35 + 35	1.50	2.63	2.63	2.63	2.63	-	4.0	12.0	13.3	1050	3190	3620	14.5	13.9	13.3
25 + 25 + 25 + 25 + 25	2.40	2.40	2.40	2.40	2.40	-	4.0	12.0	13.3	1050	3210	3620	14.6	14.0	1

Table of Indoor unit combination SCM100ZJ-S1
<with indoor unit except all indoor unit SRK-ZJX-S/S1 type only>
(Cooling operation)

Indoor unit combination	Cooling capacity (kW)						Total capacity (kW)			Power consumption (W)			Standard current (A)		
	Room cooling capacity (kW)						Min.	Standard	Max.	Min.	Standard	Max.	220V	230V	240V
	A room	B room	C room	D room	E room	F room									
1 room	20	2.0	-	-	-	-	1.8	2.0	2.7	650	780	1100	3.6	3.4	3.3
	25	2.5	-	-	-	-	1.8	2.5	3.2	650	1000	1350	4.6	4.4	4.2
	35	3.5	-	-	-	-	1.8	3.5	3.7	650	1500	1600	6.9	6.6	6.3
	50	5.0	-	-	-	-	1.8	5.0	5.8	650	2150	2500	9.9	9.4	9.0
	60	6.0	-	-	-	-	1.8	6.0	6.7	650	2720	3000	12.5	11.9	11.4
	71	7.1	-	-	-	-	1.8	7.1	7.2	650	3250	3080	14.9	14.3	13.7
2 room	20 + 20	2.00	2.00	-	-	-	3.0	4.0	5.4	740	960	1460	4.4	4.2	4.0
	20 + 25	2.00	2.50	-	-	-	3.0	4.5	5.9	740	1100	1820	5.1	4.8	4.6
	20 + 35	2.00	3.50	-	-	-	3.0	5.5	6.4	740	1500	2020	6.9	6.6	6.3
	20 + 50	2.00	5.00	-	-	-	3.0	7.0	8.5	740	2290	2820	10.5	10.1	9.6
	20 + 60	2.00	6.00	-	-	-	3.0	8.0	9.4	740	2660	3360	12.2	11.7	11.2
	20 + 71	2.00	7.10	-	-	-	3.0	9.1	9.9	740	3100	3780	14.1	13.5	12.9
	25 + 25	2.50	2.50	-	-	-	3.0	5.0	6.8	740	1420	2200	6.5	6.2	6.0
	25 + 35	2.50	3.50	-	-	-	3.0	6.0	6.9	740	1810	2320	8.3	7.9	7.6
	25 + 50	2.50	5.00	-	-	-	3.0	7.5	9.0	740	2470	3220	11.3	10.8	10.4
	25 + 60	2.50	6.00	-	-	-	3.0	8.5	9.4	740	2810	3360	12.9	12.3	11.8
	25 + 71	2.53	7.17	-	-	-	3.0	9.7	10.4	740	3350	4020	15.4	14.7	14.1
	35 + 35	3.50	3.50	-	-	-	3.0	7.0	7.4	740	2290	2820	10.5	10.1	9.6
	35 + 50	3.50	5.00	-	-	-	3.0	8.5	9.5	740	2810	3620	12.9	12.3	11.8
	35 + 60	3.50	6.00	-	-	-	3.0	9.5	10.4	740	3280	3990	15.1	14.4	13.8
	35 + 71	3.30	6.70	-	-	-	3.0	10.0	10.9	740	3480	4250	15.8	15.1	14.5
	50 + 50	5.00	5.00	-	-	-	3.0	10.0	11.6	740	3480	4350	16.0	15.3	14.6
	50 + 60	4.55	5.45	-	-	-	3.0	10.0	11.8	740	3480	4410	16.0	15.3	14.6
	50 + 71	4.13	5.87	-	-	-	3.0	10.0	11.8	740	3470	4410	15.8	15.1	14.5
	60 + 60	5.00	5.00	-	-	-	3.0	10.0	11.8	740	3470	4410	15.9	15.2	14.6
	60 + 71	4.58	5.42	-	-	-	3.0	10.0	11.8	740	3470	4410	15.8	15.1	14.5
	71 + 71	5.00	5.00	-	-	-	3.0	10.0	11.8	740	3460	4410	15.6	14.9	14.3
3 room	20 + 20 + 20	2.00	2.00	2.00	-	-	3.7	6.0	8.1	880	1530	2490	7.0	6.7	6.4
	20 + 20 + 25	2.00	2.00	2.50	-	-	3.7	6.5	8.6	880	1730	2700	7.9	7.6	7.3
	20 + 20 + 35	2.00	2.00	3.50	-	-	3.7	7.5	9.1	880	2080	3120	9.6	9.1	8.8
	20 + 20 + 50	2.00	2.00	5.00	-	-	3.7	9.0	11.2	880	2730	4000	12.5	12.0	11.5
	20 + 20 + 60	2.00	2.00	6.00	-	-	3.7	10.0	11.8	880	3280	4250	15.1	14.4	13.8
	20 + 20 + 71	1.80	1.80	6.40	-	-	3.7	10.0	11.8	880	3280	4250	15.1	14.4	13.8
	20 + 25 + 25	2.00	2.50	2.50	-	-	3.7	7.0	9.1	880	1940	3210	8.9	8.5	8.2
	20 + 25 + 35	2.00	2.50	3.50	-	-	3.7	8.0	9.6	880	2440	3630	11.2	10.7	10.3
	20 + 25 + 50	2.00	2.50	5.00	-	-	3.7	9.5	11.5	880	3130	4120	14.4	13.7	13.2
	20 + 25 + 60	1.90	2.38	5.71	-	-	3.7	10.0	11.8	880	3280	4250	15.1	14.4	13.8
	20 + 25 + 71	1.72	2.16	6.12	-	-	3.7	10.0	11.8	880	3280	4250	15.1	14.4	13.8
	20 + 35 + 35	2.00	3.50	3.50	-	-	3.7	9.0	10.1	880	2920	3640	13.4	12.8	12.3
	20 + 35 + 50	1.90	3.33	4.76	-	-	3.7	10.0	11.8	880	3280	4250	15.1	14.4	13.8
	20 + 35 + 60	1.74	3.04	5.22	-	-	3.7	10.0	11.8	880	3280	4250	15.1	14.4	13.8
	20 + 35 + 71	1.59	2.78	5.63	-	-	4.7	10.0	11.8	880	3270	4250	15.0	14.4	13.8
	20 + 50 + 50	1.67	4.17	4.17	-	-	3.7	10.0	11.8	880	3270	4250	15.0	14.4	13.8
	20 + 50 + 60	1.54	3.85	4.62	-	-	3.7	10.0	11.8	880	3270	4250	15.0	14.4	13.8
	20 + 50 + 71	1.42	3.55	5.04	-	-	3.7	10.0	11.8	881	3260	4250	15.0	14.3	13.7
	20 + 60 + 60	1.43	4.29	4.29	-	-	3.7	10.0	11.8	881	3260	4250	15.0	14.3	13.7
	20 + 60 + 71	1.32	3.97	4.70	-	-	3.7	10.0	11.8	881	3260	4250	15.0	14.3	13.7
	25 + 25 + 25	2.50	2.50	2.50	-	-	3.7	7.5	9.4	880	2130	3340	9.8	9.4	9.0
	25 + 25 + 35	2.50	2.50	3.50	-	-	3.7	8.5	9.9	880	2650	3540	12.2	11.6	11.2
	25 + 25 + 50	2.50	2.50	5.00	-	-	3.7	10.0	11.8	880	3280	4250	15.1	14.4	13.8
	25 + 25 + 60	2.27	2.27	5.45	-	-	3.7	10.0	11.8	880	3280	4250	15.1	14.4	13.8
	25 + 25 + 71	2.07	2.07	5.87	-	-	3.7	10.0	11.8	880	3270	4250	15.0	14.4	13.8
	25 + 35 + 35	2.50	3.50	3.50	-	-	3.7	9.5	10.4	880	3130	3950	14.4	13.7	13.2
	25 + 35 + 50	2.27	3.18	4.55	-	-	3.7	10.0	11.8	880	3280	4250	15.1	14.4	13.8
	25 + 35 + 60	2.08	2.92	5.00	-	-	3.7	10.0	11.8	880	3270	4250	15.0	14.4	13.8
	25 + 35 + 71	1.91	2.67	5.42	-	-	3.7	10.0	11.8	880	3270	4250	15.0	14.4	13.8
	25 + 50 + 50	2.00	4.00	4.00	-	-	3.7	10.0	11.8	880	3270	4250	15.0	14.4	13.8
	25 + 50 + 60	1.85	3.70	4.44	-	-	3.7	10.0	11.8	880	3270	4250	15.0	14.4	13.8
	25 + 50 + 71	1.71	3.42	4.86	-	-	3.7	10.0	11.8	880	3260	4250	15.0	14.3	13.7
	25 + 60 + 60	1.72	4.14	4.14	-	-	3.7	10.0	11.8	880	3260	4250	15.0	14.3	13.7
	25 + 60 + 71	1.60	3.85	4.55	-	-	3.7	10.0	11.8	880	3260	4250	15.0	14.3	13.7
	35 + 35 + 35	3.33	3.33	3.33	-	-	3.7	10.0	10.9	880	3280	4120	15.1	14.4	13.8
	35 + 35 + 50	2.92	2.92	4.17	-	-	3.7	10.0	11.8	880	3270	4250	15.0	14.4	13.8
	35 + 35 + 60	2.69	2.69	4.62	-	-	3.7	10.0	11.8	880	3270	4250	15.0	14.4	13.8
	35 + 35 + 71	2.48	2.48	5.04	-	-	3.7	10.0	11.8	880	3260	4250	14.8	14.2	13.6
	35 + 50 + 50	2.59	3.70	3.70	-	-	3.7	10.0	11.8	880	3270	4250	15.0	14.4	13.8
	35 + 50 + 60	2.41	3.45	4.14	-	-	3.7	10.0	11.8	880	3260	4250	15.0	14.3	13.7
	35 + 50 + 71	2.24	3.21	4.55	-	-	3.7	10.0	11.8	880	3260	4250	15.0	14.3	13.7
	35 + 60 + 60	2.26	3.87	3.87	-	-	3.7	10.0	11.8	880	3260	4250	15.0	14.3	13.7
50 + 50 + 50	3.33	3.33	3.33	-	-	3.7	10.0	11.8	880	3260	4250	15.0	14.3	13.7	
50 + 50 + 60	3.13	3.13	3.75	-	-	3.7	10.0	11.8	880	3260	4250	15.0	14.3	13.7	
4 room	20 + 20 + 20 + 20	2.00	2.00	2.00	2.00	-	4.4	8.0	10.8	1100	2110	3680	9.6	9.2	8.8
	20 + 20 + 20 + 25	2.00	2.00	2.00	2.50	-	4.4	8.5	11.1	1100	2390	3890	10.9	10.4	10.0
	20 + 20 + 20 + 35	2.00	2.00	2.00	3.50	-	4.4	9.5	11.6	1100	2900	3990	13.2	12.6	12.1
	20 + 20 + 20 + 50	1.82	1.82	1.82	4.55	-	4.4	10.0	11.8	1100	3210	4050	14.6	14.0	13.4
	20 + 20 + 20 + 60	1.67	1.67	1.67	5.00	-	4.4	10.0	11.8	1100	3210	4050	14.6	14.0	13.4
	20 + 20 + 20 + 71	1.53	1.53	1.53	5.42	-	4.4	10.0	11.8	1100	3200	4050	14.4	13.8	13.2
	20 + 20 + 25 + 25	2.00	2.00	2.50	2.50	-	4.4	9.0	11.6	1100	2600	3990	11.8	11.3	10.8
	20 + 20 + 25 + 35	2.00	2.00	2.50	3.50	-	4.4	10.0	11.8	1100	3220	4050	14.7	14.0	13.4
	20 + 20 + 25 + 50	1.74	1.74	2.17	4.35	-	4.4	10.0	11.8	1100	3210	4050	14.6	14.0	13.4
	20 + 20 + 25 + 60	1.60	1.60	2.00	4.80	-	4.4	10.0	11.8	1100	3210	4050	14.6	14.0	13.4
	20 + 20 + 25 + 71	1.47	1.47	1.84	5.22	-	4.4	10.0	11.8	1100	3200	4050	14.6	13.9	13.3
	20 + 20 + 35 + 35	1.82	1.82	3.18	3.18	-	4.4	10.0	11.8	1100	3210	4050	14.6	14.0	13.4
	20 + 20 + 35 + 50	1.60	1.60	2.80	4.00	-	4.4	10.0	11.8	1100	3210	4050	14.6	14.0	13.4
	20 + 20 + 35 + 60	1.48	1.48	2.59	4.44	-	4.4	10.0	11.8	1100	3200	4050	14.6	13.9	13.3
	20 + 20 + 35 + 71	1.37	1.37	2.40	4.86	-	4.4	10.0	11.8	1100	3190	4050	14.5	13.9	13.3
	20 + 20 + 50 + 50	1.43	1.43	3.57	3.57	-	4.4	10.0	11.8	1100	3190	4050	14.5	13.9	13.3
	20 + 20 + 50 + 60	1.33	1.33	3.33	4.00										

INVERTER MULTI-SPLIT SYSTEM

Indoor unit combination		Cooling capacity (kW)									Power consumption (W)			Standard current (A)		
		Room Cooling capacity (kW)						Total capacity (kW)			Min.	Standard	Max.	220V	230V	240V
		A room	B room	C room	D room	E room	F room	Min.	Standard	Max.						
4 room	20 + 25 + 25 + 50	1.67	2.08	2.08	4.17	-	-	4.4	10.0	11.8	1100	3210	4050	14.6	14.0	13.4
	20 + 25 + 25 + 60	1.54	1.92	1.92	4.62	-	-	4.4	10.0	11.8	1100	3200	4050	14.6	13.9	13.3
	20 + 25 + 25 + 71	1.46	1.81	1.81	4.93	-	-	4.4	10.0	11.8	1100	3190	4050	14.5	13.9	13.3
	20 + 25 + 35 + 35	1.74	2.17	3.04	3.04	-	-	4.4	10.0	11.8	1100	3210	4050	14.6	14.0	13.4
	20 + 25 + 35 + 50	1.54	1.92	2.69	3.85	-	-	4.4	10.0	11.8	1100	3200	4050	14.6	13.9	13.3
	20 + 25 + 35 + 60	1.43	1.79	2.50	4.29	-	-	4.4	10.0	11.8	1100	3190	4050	14.5	13.9	13.3
	20 + 25 + 35 + 71	1.32	1.66	2.32	4.70	-	-	4.4	10.0	11.8	1100	3190	4050	14.5	13.9	13.3
	20 + 25 + 50 + 50	1.38	1.72	3.45	3.45	-	-	4.4	10.0	11.8	1100	3190	4050	14.5	13.9	13.3
	20 + 25 + 50 + 60	1.29	1.61	3.23	3.87	-	-	4.4	10.0	11.8	1100	3190	4050	14.5	13.9	13.3
	20 + 35 + 35 + 35	1.60	2.80	2.80	2.80	-	-	4.4	10.0	11.8	1100	3210	4050	14.6	14.0	13.4
	20 + 35 + 35 + 50	1.43	2.50	2.50	3.57	-	-	4.4	10.0	11.8	1100	3190	4050	14.5	13.9	13.3
	20 + 35 + 35 + 60	1.33	2.33	2.33	4.00	-	-	4.4	10.0	11.8	1100	3190	4050	14.5	13.9	13.3
	20 + 35 + 50 + 50	1.29	2.26	3.23	3.23	-	-	4.4	10.0	11.8	1100	3190	4050	14.5	13.9	13.3
	25 + 25 + 25 + 25	2.50	2.50	2.50	2.50	-	-	4.4	10.0	11.8	1100	3220	4050	14.7	14.0	13.4
	25 + 25 + 25 + 35	2.27	2.27	2.27	3.18	-	-	4.4	10.0	11.8	1100	3210	4050	14.6	14.0	13.4
	25 + 25 + 25 + 50	2.00	2.00	2.00	4.00	-	-	4.4	10.0	11.8	1100	3210	4050	14.6	14.0	13.4
	25 + 25 + 25 + 60	1.85	1.85	1.85	4.44	-	-	4.4	10.0	11.8	1100	3200	4050	14.6	13.9	13.3
	25 + 25 + 25 + 71	1.71	1.71	1.71	4.86	-	-	4.4	10.0	11.8	1100	3190	4050	14.5	13.9	13.3
	25 + 25 + 35 + 35	2.08	2.08	2.92	2.92	-	-	4.4	10.0	11.8	1100	3210	4050	14.6	14.0	13.4
	25 + 25 + 35 + 50	1.85	1.85	2.59	3.70	-	-	4.4	10.0	11.8	1100	3200	4050	14.6	13.9	13.3
	25 + 25 + 35 + 60	1.72	1.72	2.41	4.14	-	-	4.4	10.0	11.8	1100	3190	4050	14.5	13.9	13.3
	25 + 25 + 35 + 71	1.60	1.60	2.24	4.55	-	-	4.4	10.0	11.8	1100	3190	4050	14.5	13.9	13.3
	25 + 25 + 50 + 50	1.67	1.67	3.33	3.33	-	-	4.4	10.0	11.8	1100	3190	4050	14.5	13.9	13.3
	25 + 25 + 50 + 60	1.56	1.56	3.13	3.75	-	-	4.4	10.0	11.8	1100	3180	4050	14.5	13.8	13.3
	25 + 35 + 35 + 35	1.92	2.69	2.69	2.69	-	-	4.4	10.0	11.8	1100	3200	4050	14.6	13.9	13.3
	25 + 35 + 35 + 50	1.72	2.41	2.41	3.45	-	-	4.4	10.0	11.8	1100	3190	4050	14.5	13.9	13.3
	25 + 35 + 35 + 60	1.61	2.26	2.26	3.87	-	-	4.4	10.0	11.8	1100	3190	4050	14.5	13.9	13.3
	25 + 35 + 50 + 50	1.56	2.19	3.13	3.13	-	-	4.4	10.0	11.8	1100	3180	4050	14.5	13.8	13.3
35 + 35 + 35 + 35	2.50	2.50	2.50	2.50	-	-	4.4	10.0	11.8	1100	3190	4050	14.5	13.9	13.3	
35 + 35 + 35 + 50	2.26	2.26	2.26	3.23	-	-	4.4	10.0	11.8	1100	3190	4050	14.5	13.9	13.3	
5 room	20 + 20 + 20 + 20 + 20	2.00	2.00	2.00	2.00	2.00	-	5.1	10.0	11.8	1210	2950	4030	13.4	12.8	12.3
	20 + 20 + 20 + 20 + 25	1.90	1.90	1.90	1.90	2.38	-	5.1	10.0	11.8	1210	2950	4030	13.4	12.8	12.3
	20 + 20 + 20 + 20 + 35	1.74	1.74	1.74	1.74	3.04	-	5.1	10.0	11.8	1210	2950	4030	13.4	12.8	12.3
	20 + 20 + 20 + 20 + 50	1.54	1.54	1.54	1.54	3.85	-	5.1	10.0	11.8	1210	2940	4030	13.4	12.8	12.3
	20 + 20 + 20 + 20 + 60	1.43	1.43	1.43	1.43	4.29	-	5.1	10.0	11.8	1210	2930	4030	13.3	12.8	12.2
	20 + 20 + 20 + 20 + 71	1.32	1.32	1.32	1.32	4.70	-	5.1	10.0	11.8	1210	2930	4030	13.3	12.8	12.2
	20 + 20 + 20 + 25 + 25	1.82	1.82	1.82	2.27	2.27	-	5.1	10.0	11.8	1210	2950	4030	13.4	12.8	12.3
	20 + 20 + 20 + 25 + 35	1.67	1.67	1.67	2.08	2.92	-	5.1	10.0	11.8	1210	2940	4030	13.4	12.8	12.3
	20 + 20 + 20 + 25 + 50	1.48	1.48	1.48	1.85	3.70	-	5.1	10.0	11.8	1210	2940	4030	13.4	12.8	12.3
	20 + 20 + 20 + 25 + 60	1.38	1.38	1.38	1.72	4.14	-	5.1	10.0	11.8	1210	2930	4030	13.3	12.8	12.2
	20 + 20 + 20 + 25 + 71	1.28	1.28	1.28	1.60	4.55	-	5.1	10.0	11.8	1210	2930	4030	13.3	12.8	12.2
	20 + 20 + 20 + 35 + 35	1.54	1.54	1.54	2.69	2.69	-	5.1	10.0	11.8	1210	2940	4030	13.4	12.8	12.3
	20 + 20 + 20 + 35 + 50	1.38	1.38	1.38	2.41	3.45	-	5.1	10.0	11.8	1210	2930	4030	13.3	12.8	12.2
	20 + 20 + 20 + 35 + 60	1.29	1.29	1.29	2.26	3.87	-	5.1	10.0	11.8	1210	2930	4030	13.3	12.8	12.2
	20 + 20 + 20 + 50 + 50	1.25	1.25	1.25	3.13	3.13	-	5.1	10.0	11.8	1210	2930	4030	13.3	12.8	12.2
	20 + 20 + 25 + 25 + 25	1.74	1.74	2.17	2.17	2.17	-	5.1	10.0	11.8	1210	2950	4030	13.4	12.8	12.3
	20 + 20 + 25 + 25 + 35	1.60	1.60	2.00	2.00	2.80	-	5.1	10.0	11.8	1210	2940	4030	13.4	12.8	12.3
	20 + 20 + 25 + 25 + 50	1.43	1.43	1.79	1.79	3.57	-	5.1	10.0	11.8	1210	2930	4030	13.3	12.8	12.2
	20 + 20 + 25 + 25 + 60	1.33	1.33	1.67	1.67	4.00	-	5.1	10.0	11.8	1210	2930	4030	13.3	12.8	12.2
	20 + 20 + 25 + 35 + 35	1.48	1.48	1.85	2.59	2.59	-	5.1	10.0	11.8	1210	2940	4030	13.4	12.8	12.3
	20 + 20 + 25 + 35 + 50	1.33	1.33	1.67	2.33	3.33	-	5.1	10.0	11.8	1210	2930	4030	13.3	12.8	12.2
	20 + 20 + 25 + 35 + 60	1.25	1.25	1.56	2.19	3.75	-	5.1	10.0	11.8	1210	2930	4030	13.3	12.8	12.2
	20 + 20 + 35 + 35 + 35	1.38	1.38	2.41	2.41	2.41	-	5.1	10.0	11.8	1210	2930	4030	13.3	12.8	12.2
	20 + 20 + 35 + 35 + 50	1.25	1.25	2.19	2.19	3.13	-	5.1	10.0	11.8	1210	2930	4030	13.3	12.8	12.2
	20 + 25 + 25 + 25 + 25	1.67	2.08	2.08	2.08	2.08	-	5.1	10.0	11.8	1210	2940	4030	13.4	12.8	12.3
	20 + 25 + 25 + 25 + 35	1.54	1.92	1.92	1.92	2.69	-	5.1	10.0	11.8	1210	2940	4030	13.4	12.8	12.3
	20 + 25 + 25 + 25 + 50	1.38	1.72	1.72	1.72	3.45	-	5.1	10.0	11.8	1210	2930	4030	13.3	12.8	12.2
	20 + 25 + 25 + 25 + 60	1.29	1.61	1.61	1.61	3.87	-	5.1	10.0	11.8	1210	2930	4030	13.3	12.8	12.2
	20 + 25 + 25 + 35 + 35	1.43	1.79	1.79	2.50	2.50	-	5.1	10.0	11.8	1210	2930	4030	13.3	12.8	12.2
	20 + 25 + 25 + 35 + 50	1.29	1.61	1.61	2.26	3.23	-	5.1	10.0	11.8	1210	2930	4030	13.3	12.8	12.2
	20 + 25 + 35 + 35 + 35	1.33	1.67	2.33	2.33	2.33	-	5.1	10.0	11.8	1210	2930	4030	13.3	12.8	12.2
	20 + 35 + 35 + 35 + 35	1.25	2.19	2.19	2.19	2.19	-	5.1	10.0	11.8	1210	2930	4030	13.3	12.8	12.2
25 + 25 + 25 + 25 + 25	2.00	2.00	2.00	2.00	2.00	-	5.1	10.0	11.8	1210	2940	4030	13.4	12.8	12.3	
25 + 25 + 25 + 25 + 35	1.85	1.85	1.85	1.85	2.59	-	5.1	10.0	11.8	1210	2940	4030	13.4	12.8	12.3	
25 + 25 + 25 + 25 + 50	1.67	1.67	1.67	1.67	3.33	-	5.1	10.0	11.8	1210	2930	4030	13.3	12.8	12.2	
25 + 25 + 25 + 25 + 60	1.56	1.56	1.56	1.56	3.75	-	5.1	10.0	11.8	1210	2930	4030	13.3	12.8	12.2	
25 + 25 + 25 + 35 + 35	1.72	1.72	1.72	2.41	2.41	-	5.1	10.0	11.8	1210	2930	4030	13.3	12.8	12.2	
25 + 25 + 25 + 35 + 50	1.56	1.56	1.56	2.19	3.13	-	5.1	10.0	11.8	1210	2930	4030	13.3	12.8	12.2	
25 + 25 + 35 + 35 + 35	1.61	1.61	2.26	2.26	2.26	-	5.1	10.0	11.8	1210	2930	4030	13.3	12.8	12.2	

**Table of Indoor unit combination SCM125ZJ-S1
<with all indoor unit SRK-ZJX-S/S1 type only>
(Heating operation)**

Indoor unit combination		Heating capacity (kW)									Power consumption (W)			Standard current (A)		
		Room heating capacity (kW)						Total capacity (kW)			Min.	Standard	Max.	220V	230V	240V
		A room	B room	C room	D room	E room	F room	Min.	Standard	Max.						
1 room	20	3.0	-	-	-	-	-	1.5	3.0	3.7	700	1010	1330	4.6	4.4	4.3
	25	3.4	-	-	-	-	-	1.5	3.4	4.2	700	1150	1540	5.3	5.1	4.8
	35	4.5	-	-	-	-	-	1.5	4.5	5.0	700	1540	1840	7.1	6.8	6.5
	50	5.8	-	-	-	-	-	1.5	5.8	6.5	700	2000	2410	9.2	8.8	8.4
	60	6.8	-	-	-	-	-	1.5	6.8	7.5	700	2360	2760	10.8	10.4	9.9
2 room	20 + 20	3.00	3.00	-	-	-	-	2.1	6.0	7.4	750	1510	1460	6.9	6.6	6.4
	20 + 25	2.84	3.56	-	-	-	-	2.1	6.4	7.9	750	1630	2210	7.5	7.2	6.9
	20 + 35	2.73	4.77	-	-	-	-	2.1	7.5	8.7	750	1950	2520	9.0	8.6	8.2

**Table of Indoor unit combination SCM125ZJ-S1
<with all indoor unit SRK-ZJX-S/S1 type only>
(Heating operation)**

Indoor unit combination	Heating capacity (kW)									Power consumption (W)			Standard current (A)			
	Room heating capacity (kW)						Total capacity (kW)			Min.	Standard	Max.	220V	230V	240V	
	A room	B room	C room	D room	E room	F room	Min.	Standard	Max.							
2 room	25 + 25	3.40	3.40	-	-	-	-	2.1	6.8	8.4	750	1740	2420	8.0	7.6	7.3
	25 + 35	3.29	4.61	-	-	-	-	2.1	7.9	9.2	750	2100	2820	9.6	9.2	8.8
	25 + 50	3.07	6.13	-	-	-	-	2.1	9.2	10.7	750	2580	3610	11.8	11.3	10.9
	25 + 60	3.00	7.20	-	-	-	-	2.1	10.2	11.7	750	2980	3790	13.7	13.1	12.5
	35 + 35	4.50	4.50	-	-	-	-	2.1	9.0	10.0	750	2470	3210	11.3	10.8	10.4
	35 + 50	4.24	6.06	-	-	-	-	2.1	10.3	11.5	750	2980	3710	13.7	13.1	12.5
	35 + 60	4.16	7.14	-	-	-	-	2.1	11.3	12.5	750	3350	4320	15.4	14.7	14.1
	50 + 50	5.80	5.80	-	-	-	-	2.1	11.6	13.0	750	3590	4620	16.5	15.8	15.1
	50 + 60	5.73	6.87	-	-	-	-	2.1	12.6	14.0	750	4010	5230	18.4	17.6	16.9
	60 + 60	6.75	6.75	-	-	-	-	2.1	13.5	14.0	750	4450	5230	20.4	19.5	18.7
3 room	20 + 20 + 20	3.00	3.00	3.00	-	-	-	3.2	9.0	11.1	780	2230	3350	10.2	9.8	9.4
	20 + 20 + 25	2.89	2.89	3.62	-	-	-	3.2	9.4	11.6	780	2350	3550	10.8	10.3	9.9
	20 + 20 + 35	2.80	2.80	4.90	-	-	-	3.2	10.5	12.4	780	2710	3820	12.4	11.9	11.4
	20 + 20 + 50	2.62	2.62	6.56	-	-	-	3.2	11.8	13.9	780	3210	4290	14.7	14.1	13.5
	20 + 20 + 60	2.56	2.56	7.68	-	-	-	3.2	12.8	14.0	780	3620	4350	16.6	15.9	15.2
	20 + 25 + 25	2.80	3.50	3.50	-	-	-	3.2	9.8	12.1	780	2510	3720	11.5	11.0	10.6
	20 + 25 + 35	2.73	3.41	4.77	-	-	-	3.2	10.9	12.9	780	2910	3990	13.4	12.8	12.2
	20 + 25 + 50	2.57	3.21	6.42	-	-	-	3.2	12.2	14.0	780	3410	4350	15.7	15.0	14.4
	20 + 25 + 60	2.51	3.14	7.54	-	-	-	3.2	13.2	14.0	780	3910	4350	18.0	17.2	16.5
	20 + 35 + 35	2.67	4.67	4.67	-	-	-	3.2	12.0	13.7	780	3390	4220	15.6	14.9	14.3
	20 + 35 + 50	2.53	4.43	6.33	-	-	-	3.2	13.3	14.0	780	3900	4350	17.9	17.1	16.4
	20 + 35 + 60	2.35	4.11	7.04	-	-	-	3.2	13.5	14.0	780	4050	4350	18.6	17.8	17.0
	20 + 50 + 50	2.25	5.63	5.63	-	-	-	3.2	13.5	14.0	780	4050	4350	18.6	17.8	17.0
	20 + 50 + 60	2.08	5.19	6.23	-	-	-	3.2	13.5	14.0	780	4050	4350	18.6	17.8	17.0
	20 + 60 + 60	1.93	5.79	5.79	-	-	-	3.2	13.5	14.0	780	4050	4350	18.6	17.8	17.0
	25 + 25 + 25	3.40	3.40	3.40	-	-	-	3.2	10.2	12.6	780	2710	3880	12.4	11.9	11.4
	25 + 25 + 35	3.32	3.32	4.65	-	-	-	3.2	11.3	13.4	780	3110	4120	14.3	13.7	13.1
	25 + 25 + 50	3.15	3.15	6.30	-	-	-	3.2	12.6	14.0	780	3620	4350	16.6	15.9	15.2
	25 + 25 + 60	3.07	3.07	7.36	-	-	-	3.2	13.5	14.0	780	4050	4350	18.6	17.8	17.0
	25 + 35 + 35	3.26	4.57	4.57	-	-	-	3.2	12.4	14.0	780	3710	4350	17.0	16.3	15.6
	25 + 35 + 50	3.07	4.30	6.14	-	-	-	3.2	13.5	14.0	780	4060	4350	18.6	17.8	17.1
	25 + 35 + 60	2.81	3.94	6.75	-	-	-	3.2	13.5	14.0	780	4060	4350	18.6	17.8	17.1
	25 + 50 + 50	2.70	5.40	5.40	-	-	-	3.2	13.5	14.0	780	4050	4350	18.6	17.8	17.0
	25 + 50 + 60	2.50	5.00	6.00	-	-	-	3.2	13.5	14.0	780	4050	4350	18.6	17.8	17.0
	25 + 60 + 60	2.33	5.59	5.59	-	-	-	3.2	13.5	14.0	780	4050	4350	18.6	17.8	17.0
	35 + 35 + 35	4.50	4.50	4.50	-	-	-	3.2	13.5	14.0	780	4060	4350	18.6	17.8	17.1
	35 + 35 + 50	3.94	3.94	5.63	-	-	-	3.2	13.5	14.0	780	4060	4350	18.6	17.8	17.1
	35 + 35 + 60	3.63	3.63	6.23	-	-	-	3.2	13.5	14.0	780	4050	4350	18.6	17.8	17.0
	35 + 50 + 50	3.50	5.00	5.00	-	-	-	3.2	13.5	14.0	780	4050	4350	18.6	17.8	17.0
	35 + 50 + 60	3.26	4.66	5.59	-	-	-	3.2	13.5	14.0	780	4050	4350	18.6	17.8	17.0
35 + 60 + 60	3.05	5.23	5.23	-	-	-	3.2	13.5	14.0	780	4050	4350	18.6	17.8	17.0	
50 + 50 + 50	4.50	4.50	4.50	-	-	-	3.2	13.5	14.0	780	4040	4350	18.5	17.7	17.0	
50 + 50 + 60	4.22	4.22	5.06	-	-	-	3.2	13.5	14.0	780	4040	4350	18.5	17.7	17.0	
50 + 60 + 60	3.97	4.76	4.76	-	-	-	3.2	13.5	14.0	780	4040	4350	18.5	17.7	17.0	
60 + 60 + 60	4.50	4.50	4.50	-	-	-	3.2	13.5	14.0	780	4030	4350	18.5	17.7	17.0	
4 room	20 + 20 + 20 + 20	3.00	3.00	3.00	3.00	-	-	3.6	12.0	14.0	950	3210	3920	14.6	14.0	13.4
	20 + 20 + 20 + 25	2.92	2.92	2.92	3.65	-	-	3.6	12.4	14.0	950	3390	3920	15.4	14.8	14.1
	20 + 20 + 20 + 35	2.84	2.84	2.84	4.97	-	-	3.6	13.5	14.0	950	3700	3920	16.8	16.1	15.4
	20 + 20 + 20 + 50	2.45	2.45	2.45	6.14	-	-	3.6	13.5	14.0	950	3690	3920	16.8	16.1	15.4
	20 + 20 + 20 + 60	2.25	2.25	2.25	6.75	-	-	3.6	13.5	14.0	950	3690	3920	16.8	16.1	15.4
	20 + 20 + 25 + 25	2.84	2.84	3.56	3.56	-	-	3.6	12.8	14.0	950	3440	3920	15.7	15.0	14.3
	20 + 20 + 25 + 35	2.70	2.70	3.38	4.73	-	-	3.6	13.5	14.0	950	3700	3920	16.8	16.1	15.4
	20 + 20 + 25 + 50	2.35	2.35	2.93	5.87	-	-	3.6	13.5	14.0	950	3690	3920	16.8	16.1	15.4
	20 + 20 + 25 + 60	2.16	2.16	2.70	6.48	-	-	3.6	13.5	14.0	950	3680	3920	16.7	16.0	15.3
	20 + 20 + 35 + 35	2.45	2.45	4.30	4.30	-	-	3.6	13.5	14.0	950	3690	3920	16.8	16.1	15.4
	20 + 20 + 35 + 50	2.16	2.16	3.78	5.40	-	-	3.6	13.5	14.0	950	3680	3920	16.7	16.0	15.3
	20 + 20 + 35 + 60	2.00	2.00	3.50	6.00	-	-	3.6	13.5	14.0	950	3680	3920	16.7	16.0	15.3
	20 + 20 + 50 + 50	1.93	1.93	4.82	4.82	-	-	3.6	13.5	14.0	950	3670	3920	16.7	16.0	15.3
	20 + 20 + 50 + 60	1.80	1.80	4.50	5.40	-	-	3.6	13.5	14.0	950	3670	3920	16.7	16.0	15.3
	20 + 20 + 60 + 60	1.69	1.69	5.06	5.06	-	-	3.6	13.5	14.0	950	3670	3920	16.7	16.0	15.3
	20 + 25 + 25 + 25	2.78	3.47	3.47	3.47	-	-	3.6	13.2	14.0	950	3550	3920	16.2	15.5	14.8
	20 + 25 + 25 + 35	2.57	3.21	3.21	4.50	-	-	3.6	13.5	14.0	950	3700	3920	16.8	16.1	15.4
	20 + 25 + 25 + 50	2.25	2.81	2.81	5.63	-	-	3.6	13.5	14.0	950	3690	3920	16.8	16.1	15.4
	20 + 25 + 25 + 60	2.08	2.60	2.60	6.23	-	-	3.6	13.5	14.0	950	3680	3920	16.7	16.0	15.3
	20 + 25 + 35 + 35	2.35	2.93	4.11	4.11	-	-	3.6	13.5	14.0	950	3690	3920	16.8	16.1	15.4
	20 + 25 + 35 + 50	2.08	2.60	3.63	5.19	-	-	3.6	13.5	14.0	950	3680	3920	16.7	16.0	15.3
	20 + 25 + 35 + 60	1.93	2.41	3.38	5.79	-	-	3.6	13.5	14.0	950	3670	3920	16.7	16.0	15.3
	20 + 25 + 50 + 50	1.86	2.33	4.66	4.66	-	-	3.6	13.5	14.0	950	3670	3920	16.7	16.0	15.3
	20 + 25 + 50 + 60	1.74	2.18	4.35	5.23	-	-	3.6	13.5	14.0	950	3670	3920	16.7	16.0	15.3
	20 + 25 + 60 + 60	1.64	2.05	4.91	4.91	-	-	3.6	13.5	14.0	950	3660	3920	16.7	15.9	15.3
	20 + 35 + 35 + 35	2.16	3.78	3.78	3.78	-	-	3.6	13.5	14.0	950	3680	3920	16.7	16.0	15.3
	20 + 35 + 35 + 50	1.93	3.38	3.38	4.82	-	-	3.6	13.5	14.0	950	3670	3920	16.7	16.0	15.3
	20 + 35 + 35 + 60	1.80	3.15	3.15	5.40	-	-	3.6	13.5	14.0	950	3670	3920	16.7	16.0	15.3
	20 + 35 + 50 + 50	1.74	3.05	4.35	4.35	-	-	3.6	13.5	14.0	950	3670	3920	16.7	16.0	15.3
	20 + 35 + 50 + 60	1.64	2.86	4.09	4.91	-	-	3.6	13.5	14.0	950	3660	3920	16.7	15.9	15.3
	20 + 35 + 60 + 60	1.54	2.70	4.63	4.63	-	-	3.6	13.5	14.0	950	3660	3920	16.7	15.9	15.3
	20 + 50 + 50 + 50	1.59	3.97	3.97	3.97	-	-	3.6	13.5	14.0	950	3660	3920	16.7	15.9	15.3
	20 + 50 + 50 + 60	1.50	3.75	3.75	4.50	-	-	3.6	13.5	14.0	950	3660	3920	16.7	15.9	15.3
	20 + 50 + 60 + 60	1.42	3.55	4.26	4.26	-	-	3.6	13.5	14.0	950	3650	3920	16.6	15.9	15.2
	25 + 25 + 25 + 25	3.38	3.38	3.38	3.38	-	-	3.6	13.5	14.0	950	3700	3920	16.8	16.1	15.4
	25 + 25 + 25 + 35	3.07	3.07	3.07	4.30	-	-	3.6	13.5	14.0	950	3690	3920	16.8	16.1	15.4
	25 + 25 + 25 + 50	2.70	2.70	2.70	5.40	-	-	3.6	13.5	14.0	950	3680	3920	16.7	16.0	15.3
	25 + 25 + 25 + 60	2.50	2.50	2.50	6.00	-	-	3.6	13.5	14.0	950	3680	3920	16.7	16.0	15.3
	25 + 25 + 35 + 35	2.81	2.81	3.												

INVERTER MULTI-SPLIT SYSTEM

Indoor unit combination	Heating capacity (kW)									Power consumption (W)			Standard current (A)			
	Room heating capacity (kW)						Total capacity (kW)			Min.	Standard	Max.	220V	230V	240V	
	A room	B room	C room	D room	E room	F room	Min.	Standard	Max.							
4 room	25 + 35 + 35 + 60	2.18	3.05	3.05	5.23	-	-	3.6	13.5	14.0	950	3670	3920	16.7	16.0	15.3
	25 + 35 + 50 + 50	2.11	2.95	4.22	4.22	-	-	3.6	13.5	14.0	950	3670	3920	16.7	16.0	15.3
	25 + 35 + 50 + 60	1.99	2.78	3.97	4.76	-	-	3.6	13.5	14.0	950	3660	3920	16.7	15.9	15.3
	25 + 35 + 60 + 60	1.88	2.63	4.50	4.50	-	-	3.6	13.5	14.0	950	3660	3920	16.7	15.9	15.3
	25 + 50 + 50 + 50	1.93	3.86	3.86	3.86	-	-	3.6	13.5	14.0	950	3660	3920	16.7	15.9	15.3
	25 + 50 + 50 + 60	1.82	3.65	3.65	4.38	-	-	3.6	13.5	14.0	950	3650	3920	16.6	15.9	15.2
	25 + 50 + 60 + 60	1.73	3.46	4.15	4.15	-	-	3.6	13.5	14.0	950	3650	3920	16.6	15.9	15.2
	35 + 35 + 35 + 35	3.38	3.38	3.38	3.38	-	-	3.6	13.5	14.0	950	3670	3920	16.7	16.0	15.3
	35 + 35 + 35 + 50	3.05	3.05	3.05	4.35	-	-	3.6	13.5	14.0	950	3670	3920	16.7	16.0	15.3
	35 + 35 + 35 + 60	2.86	2.86	2.86	4.91	-	-	3.6	13.5	14.0	950	3660	3920	16.7	15.9	15.3
	35 + 35 + 50 + 50	2.78	2.78	3.97	3.97	-	-	3.6	13.5	14.0	950	3660	3920	16.7	15.9	15.3
	35 + 35 + 50 + 60	2.63	2.63	3.75	4.50	-	-	3.6	13.5	14.0	950	3660	3920	16.7	15.9	15.3
	35 + 35 + 60 + 60	2.49	2.49	4.26	4.26	-	-	3.6	13.5	14.0	950	3650	3920	16.6	15.9	15.2
	35 + 50 + 50 + 50	2.55	3.65	3.65	3.65	-	-	3.6	13.5	14.0	950	3650	3920	16.6	15.9	15.2
35 + 50 + 50 + 60	2.42	3.46	3.46	4.15	-	-	3.6	13.5	14.0	950	3650	3920	16.6	15.9	15.2	
5 room	20 + 20 + 20 + 20 + 20	2.70	2.70	2.70	2.70	2.70	-	4.0	13.5	14.0	1050	3380	3470	15.4	14.7	14.1
	20 + 20 + 20 + 20 + 25	2.57	2.57	2.57	2.57	3.21	-	4.0	13.5	14.0	1050	3380	3470	15.4	14.7	14.1
	20 + 20 + 20 + 20 + 35	2.35	2.35	2.35	2.35	4.11	-	4.0	13.5	14.0	1050	3370	3470	15.3	14.7	14.1
	20 + 20 + 20 + 20 + 50	2.08	2.08	2.08	2.08	5.19	-	4.0	13.5	14.0	1050	3360	3470	15.3	14.6	14.0
	20 + 20 + 20 + 20 + 60	1.93	1.93	1.93	1.93	5.79	-	4.0	13.5	14.0	1050	3360	3470	15.3	14.6	14.0
	20 + 20 + 20 + 25 + 25	2.45	2.45	2.45	3.07	3.07	-	4.0	13.5	14.0	1050	3380	3470	15.4	14.7	14.1
	20 + 20 + 20 + 25 + 35	2.25	2.25	2.25	2.81	3.94	-	4.0	13.5	14.0	1050	3370	3470	15.3	14.7	14.1
	20 + 20 + 20 + 25 + 50	2.00	2.00	2.00	2.50	5.00	-	4.0	13.5	14.0	1050	3360	3470	15.3	14.6	14.0
	20 + 20 + 20 + 25 + 60	1.86	1.86	1.86	2.33	5.59	-	4.0	13.5	14.0	1050	3350	3470	15.2	14.6	14.0
	20 + 20 + 20 + 35 + 35	2.08	2.08	2.08	3.63	3.63	-	4.0	13.5	14.0	1050	3360	3470	15.3	14.6	14.0
	20 + 20 + 20 + 35 + 50	1.86	1.86	1.86	3.26	4.66	-	4.0	13.5	14.0	1050	3350	3470	15.2	14.6	14.0
	20 + 20 + 20 + 35 + 60	1.74	1.74	1.74	3.05	5.23	-	4.0	13.5	14.0	1050	3350	3470	15.2	14.6	14.0
	20 + 20 + 20 + 50 + 50	1.69	1.69	1.69	4.22	4.22	-	4.0	13.5	14.0	1050	3340	3470	15.2	14.5	13.9
	20 + 20 + 20 + 50 + 60	1.59	1.59	1.59	3.97	4.76	-	4.0	13.5	14.0	1050	3340	3470	15.2	14.5	13.9
	20 + 20 + 20 + 60 + 60	1.50	1.50	1.50	4.50	4.50	-	4.0	13.5	14.0	1050	3330	3470	15.2	14.5	13.9
	20 + 20 + 25 + 25 + 25	2.35	2.35	2.93	2.93	2.93	-	4.0	13.5	14.0	1050	3370	3470	15.3	14.7	14.1
	20 + 20 + 25 + 25 + 35	2.16	2.16	2.70	2.70	3.78	-	4.0	13.5	14.0	1050	3370	3470	15.3	14.7	14.1
	20 + 20 + 25 + 25 + 50	1.93	1.93	2.41	2.41	4.82	-	4.0	13.5	14.0	1050	3360	3470	15.3	14.6	14.0
	20 + 20 + 25 + 25 + 60	1.80	1.80	2.25	2.25	5.40	-	4.0	13.5	14.0	1050	3350	3470	15.2	14.6	14.0
	20 + 20 + 25 + 35 + 35	2.00	2.00	2.50	3.50	3.50	-	4.0	13.5	14.0	1050	3360	3470	15.3	14.6	14.0
	20 + 20 + 25 + 35 + 50	1.80	1.80	2.25	3.15	4.50	-	4.0	13.5	14.0	1050	3350	3470	15.2	14.6	14.0
	20 + 20 + 25 + 35 + 60	1.69	1.69	2.11	2.95	5.06	-	4.0	13.5	14.0	1050	3340	3470	15.2	14.5	13.9
	20 + 20 + 25 + 50 + 50	1.64	1.64	2.05	4.09	4.09	-	4.0	13.5	14.0	1050	3340	3470	15.2	14.5	13.9
	20 + 20 + 25 + 50 + 60	1.54	1.54	1.93	3.86	4.63	-	4.0	13.5	14.0	1050	3340	3470	15.2	14.5	13.9
	20 + 20 + 25 + 60 + 60	1.46	1.46	1.82	4.38	4.38	-	4.0	13.5	14.0	1050	3330	3470	15.2	14.5	13.9
	20 + 20 + 35 + 35 + 35	1.86	1.86	3.26	3.26	3.26	-	4.0	13.5	14.0	1050	3350	3470	15.2	14.6	14.0
	20 + 20 + 35 + 35 + 50	1.69	1.69	2.95	2.95	4.22	-	4.0	13.5	14.0	1050	3340	3470	15.2	14.5	13.9
	20 + 20 + 35 + 35 + 60	1.59	1.59	2.78	2.78	4.76	-	4.0	13.5	14.0	1050	3340	3470	15.2	14.5	13.9
	20 + 20 + 35 + 50 + 50	1.54	1.54	2.70	3.86	3.86	-	4.0	13.5	14.0	1050	3340	3470	15.2	14.5	13.9
	20 + 20 + 35 + 50 + 60	1.46	1.46	2.55	3.65	4.38	-	4.0	13.5	14.0	1050	3330	3470	15.2	14.5	13.9
	20 + 20 + 35 + 60 + 60	1.38	1.38	2.42	4.15	4.15	-	4.0	13.5	14.0	1050	3320	3470	15.1	14.4	13.8
	20 + 20 + 50 + 50 + 50	1.42	1.42	3.55	3.55	3.55	-	4.0	13.5	14.0	1050	3320	3470	15.1	14.4	13.8
	20 + 25 + 25 + 25 + 25	2.25	2.81	2.81	2.81	2.81	-	4.0	13.5	14.0	1050	3370	3470	15.3	14.7	14.1
	20 + 25 + 25 + 25 + 35	2.08	2.60	2.60	2.60	3.63	-	4.0	13.5	14.0	1050	3360	3470	15.3	14.6	14.0
	20 + 25 + 25 + 25 + 50	1.86	2.33	2.33	2.33	4.66	-	4.0	13.5	14.0	1050	3350	3470	15.2	14.6	14.0
	20 + 25 + 25 + 25 + 60	1.74	2.18	2.18	2.18	5.23	-	4.0	13.5	14.0	1050	3350	3470	15.2	14.6	14.0
	20 + 25 + 25 + 35 + 35	1.93	2.41	2.41	3.38	3.38	-	4.0	13.5	14.0	1050	3360	3470	15.3	14.6	14.0
	20 + 25 + 25 + 35 + 50	1.74	2.18	2.18	3.05	4.35	-	4.0	13.5	14.0	1050	3350	3470	15.2	14.6	14.0
	20 + 25 + 25 + 35 + 60	1.64	2.05	2.05	2.86	4.91	-	4.0	13.5	14.0	1050	3340	3470	15.2	14.5	13.9
	20 + 25 + 25 + 50 + 50	1.59	1.99	1.99	3.97	3.97	-	4.0	13.5	14.0	1050	3340	3470	15.2	14.5	13.9
	20 + 25 + 25 + 50 + 60	1.50	1.88	1.88	3.75	4.50	-	4.0	13.5	14.0	1050	3330	3470	15.2	14.5	13.9
	20 + 25 + 25 + 60 + 60	1.42	1.78	1.78	4.26	4.26	-	4.0	13.5	14.0	1050	3320	3470	15.1	14.4	13.8
	20 + 25 + 35 + 35 + 35	1.80	2.25	3.15	3.15	3.15	-	4.0	13.5	14.0	1050	3350	3470	15.2	14.6	14.0
	20 + 25 + 35 + 35 + 50	1.64	2.05	2.86	2.86	4.09	-	4.0	13.5	14.0	1050	3340	3470	15.2	14.5	13.9
	20 + 25 + 35 + 35 + 60	1.54	1.93	2.70	2.70	4.63	-	4.0	13.5	14.0	1050	3340	3470	15.2	14.5	13.9
	20 + 25 + 35 + 50 + 50	1.50	1.88	2.63	3.75	3.75	-	4.0	13.5	14.0	1050	3330	3470	15.2	14.5	13.9
	20 + 25 + 35 + 50 + 60	1.42	1.78	2.49	3.55	4.26	-	4.0	13.5	14.0	1050	3320	3470	15.1	14.4	13.8
	20 + 25 + 50 + 50 + 50	1.38	1.73	3.46	3.46	3.46	-	4.0	13.5	14.0	1050	3320	3470	15.1	14.4	13.8
20 + 35 + 35 + 35 + 35	1.69	2.95	2.95	2.95	2.95	-	4.0	13.5	14.0	1050	3340	3470	15.2	14.5	13.9	
20 + 35 + 35 + 35 + 50	1.54	2.70	2.70	2.70	3.86	-	4.0	13.5	14.0	1050	3340	3470	15.2	14.5	13.9	
20 + 35 + 35 + 35 + 60	1.46	2.55	2.55	2.55	4.38	-	4.0	13.5	14.0	1050	3330	3470	15.2	14.5	13.9	
20 + 35 + 35 + 50 + 50	1.42	2.49	2.49	3.55	3.55	-	4.0	13.5	14.0	1050	3320	3470	15.1	14.4	13.8	
25 + 25 + 25 + 25 + 25	2.70	2.70	2.70	2.70	2.70	-	4.0	13.5	14.0	1050	3370	3470	15.3	14.7	14.1	
25 + 25 + 25 + 25 + 35	2.50	2.50	2.50	2.50	3.50	-	4.0	13.5	14.0	1050	3360	3470	15.3	14.6	14.0	
25 + 25 + 25 + 25 + 50																

Indoor unit combination	Heating capacity (kW)									Power consumption (W)			Standard current (A)		
	Room heating capacity (kW)						Total capacity (kW)			Min.	Standard	Max.	220V	230V	240V
	A room	B room	C room	D room	E room	F room	Min.	Standard	Max.						
20 + 20 + 20 + 20 + 20 + 50	1.80	1.80	1.80	1.80	1.80	4.50	4.5	13.5	14.0	1150	3250	3420	14.8	14.1	13.6
20 + 20 + 20 + 20 + 20 + 60	1.69	1.69	1.69	1.69	1.69	5.06	4.5	13.5	14.0	1150	3240	3420	14.7	14.1	13.5
20 + 20 + 20 + 20 + 25 + 25	2.08	2.08	2.08	2.08	2.60	2.60	4.5	13.5	14.0	1150	3250	3420	14.8	14.1	13.6
20 + 20 + 20 + 20 + 25 + 35	1.93	1.93	1.93	1.93	2.41	3.38	4.5	13.5	14.0	1150	3250	3420	14.8	14.1	13.6
20 + 20 + 20 + 20 + 25 + 50	1.74	1.74	1.74	1.74	2.18	4.35	4.5	13.5	14.0	1150	3240	3420	14.7	14.1	13.5
20 + 20 + 20 + 20 + 25 + 60	1.64	1.64	1.64	1.64	2.05	4.91	4.5	13.5	14.0	1150	3240	3420	14.7	14.1	13.5
20 + 20 + 20 + 20 + 35 + 35	1.80	1.80	1.80	1.80	3.15	3.15	4.5	13.5	14.0	1150	3250	3420	14.8	14.1	13.6
20 + 20 + 20 + 20 + 35 + 50	1.64	1.64	1.64	1.64	2.86	4.09	4.5	13.5	14.0	1150	3240	3420	14.7	14.1	13.5
20 + 20 + 20 + 20 + 35 + 60	1.54	1.54	1.54	1.54	2.70	4.63	4.5	13.5	14.0	1150	3230	3420	14.7	14.1	13.5
20 + 20 + 20 + 20 + 50 + 60	1.50	1.50	1.50	1.50	3.75	3.75	4.5	13.5	14.0	1150	3230	3420	14.7	14.1	13.5
20 + 20 + 20 + 20 + 50 + 60	1.42	1.42	1.42	1.42	3.55	4.26	4.5	13.5	14.0	1150	3230	3420	14.7	14.1	13.5
20 + 20 + 20 + 25 + 25 + 25	2.00	2.00	2.00	2.50	2.50	2.50	4.5	13.5	14.0	1150	3250	3420	14.8	14.1	13.6
20 + 20 + 20 + 25 + 25 + 35	1.86	1.86	1.86	2.33	2.33	3.26	4.5	13.5	14.0	1150	3250	3420	14.8	14.1	13.6
20 + 20 + 20 + 25 + 25 + 50	1.69	1.69	1.69	2.11	2.11	4.22	4.5	13.5	14.0	1150	3240	3420	14.7	14.1	13.5
20 + 20 + 20 + 25 + 25 + 60	1.59	1.59	1.59	1.99	1.99	4.76	4.5	13.5	14.0	1150	3240	3420	14.7	14.1	13.5
20 + 20 + 20 + 25 + 35 + 35	1.74	1.74	1.74	2.18	3.05	3.05	4.5	13.5	14.0	1150	3240	3420	14.7	14.1	13.5
20 + 20 + 20 + 25 + 35 + 50	1.59	1.59	1.59	1.99	2.78	3.97	4.5	13.5	14.0	1150	3240	3420	14.7	14.1	13.5
20 + 20 + 20 + 25 + 35 + 60	1.50	1.50	1.50	1.88	2.63	4.50	4.5	13.5	14.0	1150	3230	3420	14.7	14.1	13.5
20 + 20 + 20 + 25 + 50 + 50	1.46	1.46	1.46	1.82	3.65	3.65	4.5	13.5	14.0	1150	3230	3420	14.7	14.1	13.5
20 + 20 + 20 + 25 + 50 + 60	1.38	1.38	1.38	1.73	3.46	4.15	4.5	13.5	14.0	1150	3220	3420	14.7	14.0	13.4
20 + 20 + 20 + 35 + 35 + 35	1.64	1.64	1.64	2.86	2.86	2.86	4.5	13.5	14.0	1150	3240	3420	14.7	14.1	13.5
20 + 20 + 20 + 35 + 35 + 50	1.50	1.50	1.50	2.63	2.63	3.75	4.5	13.5	14.0	1150	3230	3420	14.7	14.1	13.5
20 + 20 + 20 + 35 + 35 + 60	1.42	1.42	1.42	2.49	2.49	4.26	4.5	13.5	14.0	1150	3230	3420	14.7	14.1	13.5
20 + 20 + 20 + 35 + 50 + 50	1.38	1.38	1.38	2.42	3.46	3.46	4.5	13.5	14.0	1150	3220	3420	14.7	14.0	13.4
20 + 20 + 25 + 25 + 25 + 25	1.93	1.93	2.41	2.41	2.41	2.41	4.5	13.5	14.0	1150	3250	3420	14.8	14.1	13.6
20 + 20 + 25 + 25 + 25 + 35	1.80	1.80	2.25	2.25	2.25	3.15	4.5	13.5	14.0	1150	3250	3420	14.8	14.1	13.6
20 + 20 + 25 + 25 + 25 + 50	1.64	1.64	2.05	2.05	2.05	4.09	4.5	13.5	14.0	1150	3240	3420	14.7	14.1	13.5
20 + 20 + 25 + 25 + 25 + 60	1.54	1.54	1.93	1.93	1.93	4.63	4.5	13.5	14.0	1150	3230	3420	14.7	14.1	13.5
20 + 20 + 25 + 25 + 35 + 35	1.69	1.69	2.11	2.11	2.95	2.95	4.5	13.5	14.0	1150	3240	3420	14.7	14.1	13.5
20 + 20 + 25 + 25 + 35 + 50	1.54	1.54	1.93	1.93	2.70	3.86	4.5	13.5	14.0	1150	3230	3420	14.7	14.1	13.5
20 + 20 + 25 + 25 + 35 + 60	1.46	1.46	1.82	1.82	2.55	4.38	4.5	13.5	14.0	1150	3230	3420	14.7	14.1	13.5
20 + 20 + 25 + 25 + 50 + 50	1.42	1.42	1.78	1.78	3.55	3.55	4.5	13.5	14.0	1150	3230	3420	14.7	14.1	13.5
20 + 20 + 25 + 25 + 35 + 35	1.59	1.59	1.99	2.78	2.78	2.78	4.5	13.5	14.0	1150	3240	3420	14.7	14.1	13.5
20 + 20 + 25 + 35 + 35 + 50	1.46	1.46	1.82	2.55	2.55	3.65	4.5	13.5	14.0	1150	3230	3420	14.7	14.1	13.5
20 + 20 + 25 + 35 + 35 + 60	1.38	1.38	1.73	2.42	2.42	4.15	4.5	13.5	14.0	1150	3220	3420	14.7	14.0	13.4
20 + 20 + 35 + 35 + 35 + 35	1.50	1.50	2.63	2.63	2.63	2.63	4.5	13.5	14.0	1150	3230	3420	14.7	14.1	13.5
20 + 20 + 35 + 35 + 35 + 50	1.38	1.38	2.42	2.42	2.42	3.46	4.5	13.5	14.0	1150	3220	3420	14.7	14.0	13.4
20 + 25 + 25 + 25 + 25 + 25	1.86	2.33	2.33	2.33	2.33	2.33	4.5	13.5	14.0	1150	3250	3420	14.8	14.1	13.6
20 + 25 + 25 + 25 + 25 + 35	1.74	2.18	2.18	2.18	2.18	3.05	4.5	13.5	14.0	1150	3240	3420	14.7	14.1	13.5
20 + 25 + 25 + 25 + 25 + 50	1.59	1.99	1.99	1.99	1.99	3.97	4.5	13.5	14.0	1150	3240	3420	14.7	14.1	13.5
20 + 25 + 25 + 25 + 25 + 60	1.50	1.88	1.88	1.88	1.88	4.50	4.5	13.5	14.0	1150	3230	3420	14.7	14.1	13.5
20 + 25 + 25 + 25 + 35 + 35	1.64	2.05	2.05	2.05	2.86	2.86	4.5	13.5	14.0	1150	3240	3420	14.7	14.1	13.5
20 + 25 + 25 + 25 + 35 + 50	1.50	1.88	1.88	1.88	2.63	3.75	4.5	13.5	14.0	1150	3230	3420	14.7	14.1	13.5
20 + 25 + 25 + 25 + 35 + 60	1.42	1.78	1.78	1.78	2.49	4.26	4.5	13.5	14.0	1150	3230	3420	14.7	14.1	13.5
20 + 25 + 25 + 25 + 50 + 50	1.38	1.73	1.73	1.73	3.46	3.46	4.5	13.5	14.0	1150	3220	3420	14.7	14.0	13.4
20 + 25 + 25 + 25 + 35 + 35	1.54	1.93	1.93	2.70	2.70	2.70	4.5	13.5	14.0	1150	3230	3420	14.7	14.1	13.5
20 + 25 + 25 + 35 + 35 + 50	1.42	1.78	1.78	2.49	2.49	3.55	4.5	13.5	14.0	1150	3230	3420	14.7	14.1	13.5
20 + 25 + 35 + 35 + 35 + 35	1.46	1.82	2.55	2.55	2.55	2.55	4.5	13.5	14.0	1150	3230	3420	14.7	14.1	13.5
20 + 35 + 35 + 35 + 35 + 35	1.38	2.42	2.42	2.42	2.42	2.42	4.5	13.5	14.0	1150	3220	3420	14.7	14.0	13.4
25 + 25 + 25 + 25 + 25 + 35	2.11	2.11	2.11	2.11	2.11	2.95	4.5	13.5	14.0	1150	3240	3420	14.7	14.1	13.5
25 + 25 + 25 + 25 + 25 + 50	1.93	1.93	1.93	1.93	1.93	3.86	4.5	13.5	14.0	1150	3230	3420	14.7	14.1	13.5
25 + 25 + 25 + 25 + 25 + 60	1.82	1.82	1.82	1.82	1.82	4.38	4.5	13.5	14.0	1150	3230	3420	14.7	14.1	13.5
25 + 25 + 25 + 25 + 35 + 35	1.99	1.99	1.99	1.99	2.78	2.78	4.5	13.5	14.0	1150	3240	3420	14.7	14.1	13.5
25 + 25 + 25 + 25 + 35 + 50	1.82	1.82	1.82	1.82	2.55	3.65	4.5	13.5	14.0	1150	3230	3420	14.7	14.1	13.5
25 + 25 + 25 + 25 + 35 + 60	1.73	1.73	1.73	1.73	2.42	4.15	4.5	13.5	14.0	1150	3220	3420	14.7	14.0	13.4
25 + 25 + 25 + 35 + 35 + 35	1.88	1.88	1.88	2.63	2.63	2.63	4.5	13.5	14.0	1150	3230	3420	14.7	14.1	13.5
25 + 25 + 25 + 35 + 35 + 50	1.73	1.73	1.73	2.42	2.42	3.46	4.5	13.5	14.0	1150	3220	3420	14.7	14.0	13.4
25 + 25 + 35 + 35 + 35 + 35	1.78	1.78	2.49	2.49	2.49	2.49	4.5	13.5	14.0	1150	3230	3420	14.7	14.1	13.5

**Table of Indoor unit combination SCM125ZJ-S1
<with all indoor unit SRK-ZJX-S/S1 type only>
(Cooling operation)**

Indoor unit combination	Cooling capacity (kW)						Power consumption (W)			Standard current (A)					
	Room cooling capacity (kW)					Total capacity (kW)			Min.	Standard	Max.	220V	230V	240V	
	A room	B room	C room	D room	E room	F room	Min.	Standard							Max.
20	2.0	-	-	-	-	-	1.8	2.0	2.8	650	750	1100	3.4	3.3	3.2
25	2.5	-	-	-	-	-	1.8	2.5	3.4	650	950	1350	4.4	4.2	4.0
35	3.5	-	-	-	-	-	1.8	3.5	3.9	650	1400	1600	6.4	6.1	5.9
50	5.0	-	-	-	-	-	1.8	5.0	6.1	650	2000	2500	9.2	8.8	8.4
60	6.0	-	-	-	-	-	1.8	6.0	7.0	650	2450	3000	11.2	10.8	10.3
20 + 20	2.00	2.00	-	-	-	-	3.0	4.0	5.6	740	910	1460	4.2	4.0	3.8
20 + 25	2.00	2.50	-	-	-	-	3.0	4.5	6.2	740	1050	1820	4.8	4.6	4.4
20 + 35	2.00	3.50	-	-	-	-	3.0	5.5	6.7	740	1430	2020	6.6	6.3	6.0
20 + 50	2.00	5.00	-	-	-	-	3.0	7.0	8.9	740	2180	2820	10.0	9.6	9.2
20 + 60	2.00	6.00	-	-	-	-	3.0	8.0	9.8	740	2530	3360	11.6	11.1	10.6
25 + 25	2.50	2.50	-	-	-	-	3.0	5.0	6.8	740	1350	2200	6.2	5.9	5.7
25 + 35	2.50	3.50	-	-	-	-	3.0	6.0	7.3	740	1720	2320	7.9	7.6	7.2
25 + 50	2.50	5.00	-	-	-	-	3.0	7.5	9.5	740	2350	3220	10.8	10.3	9.9
25 + 60	2.50	6.00	-	-	-	-	3.0	8.5	9.8	740	2680	3360	12.3	11.8	11.3
35 + 35	3.50	3.50	-	-	-	-	3.0	7.0	7.8	740	2180	2820	10.0	9.6	9.2
35 + 50	3.50	5.00	-	-	-	-	3.0	8.5	10.0	740	2680	3620	12.3	11.8	11.3
35 + 60	3.50	6.00	-	-	-	-									

INVERTER MULTI-SPLIT SYSTEM

Indoor unit combination	Cooling capacity (kW)									Power consumption (W)			Standard current (A)			
	Room cooling capacity (kW)						Total capacity (kW)			Min.	Standard	Max.	220V	230V	240V	
	A room	B room	C room	D room	E room	F room	Min.	Standard	Max.							
3 room	20 + 20 + 20	2.00	2.00	2.00	-	-	-	3.7	6.0	8.4	880	1460	2560	6.7	6.4	6.1
	20 + 20 + 25	2.00	2.00	2.50	-	-	-	3.7	6.5	9.0	880	1650	2700	7.6	7.2	6.9
	20 + 20 + 35	2.00	2.00	3.50	-	-	-	3.7	7.5	9.5	880	1980	3120	9.1	8.7	8.3
	20 + 20 + 50	2.00	2.00	5.00	-	-	-	3.7	9.0	11.7	880	2600	4120	11.9	11.4	10.9
	20 + 20 + 60	2.00	2.00	6.00	-	-	-	3.7	10.0	12.6	880	3120	4680	14.3	13.7	13.1
	20 + 25 + 25	2.00	2.50	2.50	-	-	-	3.7	7.0	9.6	880	1850	3210	8.5	8.1	7.8
	20 + 25 + 35	2.00	2.50	3.50	-	-	-	3.7	8.0	10.1	880	2320	3630	10.7	10.2	9.8
	20 + 25 + 50	2.00	2.50	5.00	-	-	-	3.7	9.5	12.3	880	2980	4510	13.7	13.1	12.5
	20 + 25 + 60	2.00	2.50	6.00	-	-	-	3.7	10.5	12.8	880	3590	4800	16.5	15.8	15.1
	20 + 35 + 35	2.00	3.50	3.50	-	-	-	3.7	9.0	10.6	880	2780	4120	12.8	12.2	11.7
	20 + 35 + 50	2.00	3.50	5.00	-	-	-	3.7	10.5	12.8	880	3590	4800	16.5	15.8	15.1
	20 + 35 + 60	2.00	3.50	6.00	-	-	-	3.7	11.5	12.8	880	3950	4800	18.1	17.3	16.6
	20 + 50 + 50	2.00	5.00	5.00	-	-	-	3.7	12.0	12.8	880	4230	4800	19.4	18.6	17.8
	20 + 50 + 60	1.92	4.81	5.77	-	-	-	3.7	12.5	12.8	880	4450	4800	20.4	19.5	18.7
	20 + 60 + 60	1.79	5.36	5.36	-	-	-	3.7	12.5	12.8	880	4450	4800	20.4	19.5	18.7
	25 + 25 + 25	2.50	2.50	2.50	-	-	-	3.7	7.5	10.2	880	2030	3640	9.3	8.9	8.5
	25 + 25 + 35	2.50	2.50	3.50	-	-	-	3.7	8.5	10.7	880	2520	3900	11.6	11.1	10.6
	25 + 25 + 50	2.50	2.50	5.00	-	-	-	3.7	10.0	12.8	880	3260	4800	15.0	14.3	13.7
	25 + 25 + 60	2.50	2.50	6.00	-	-	-	3.7	11.0	12.8	880	3720	4800	17.1	16.3	15.7
	25 + 35 + 35	2.50	3.50	3.50	-	-	-	3.7	9.5	11.2	880	2980	4510	13.7	13.1	12.5
	25 + 35 + 50	2.50	3.50	5.00	-	-	-	3.7	11.0	12.8	880	3720	4800	17.1	16.3	15.7
	25 + 35 + 60	2.50	3.50	6.00	-	-	-	3.7	12.0	12.8	880	4230	4800	19.4	18.6	17.8
	25 + 50 + 50	2.50	5.00	5.00	-	-	-	3.7	12.5	12.8	880	4450	4800	20.4	19.5	18.7
	25 + 50 + 60	2.31	4.63	5.56	-	-	-	3.7	12.5	12.8	880	4450	4800	20.4	19.5	18.7
	25 + 60 + 60	2.16	5.17	5.17	-	-	-	3.7	12.5	12.8	880	4450	4800	20.4	19.5	18.7
	35 + 35 + 35	3.50	3.50	3.50	-	-	-	3.7	10.5	11.7	880	3590	4180	16.5	15.8	15.1
	35 + 35 + 50	3.50	3.50	5.00	-	-	-	3.7	12.0	12.8	880	4230	4800	19.4	18.6	17.8
	35 + 35 + 60	3.37	3.37	5.77	-	-	-	3.7	12.5	12.8	880	4450	4800	20.4	19.5	18.7
	35 + 50 + 50	3.24	4.63	4.63	-	-	-	3.7	12.5	12.8	880	4450	4800	20.4	19.5	18.7
	35 + 50 + 60	3.02	4.31	5.17	-	-	-	3.7	12.5	12.8	880	4450	4800	20.2	19.3	18.5
35 + 60 + 60	2.82	4.84	4.84	-	-	-	3.7	12.5	12.8	880	4450	4800	20.2	19.3	18.5	
50 + 50 + 50	4.17	4.17	4.17	-	-	-	3.7	12.5	12.8	880	4440	4800	20.4	19.5	18.7	
50 + 50 + 60	3.91	3.91	4.69	-	-	-	3.7	12.5	12.8	880	4440	4800	20.4	19.5	18.7	
50 + 60 + 60	3.68	4.41	4.41	-	-	-	3.7	12.5	12.8	880	4430	4800	20.3	19.5	18.6	
60 + 60 + 60	4.17	4.17	4.17	-	-	-	3.7	12.5	12.8	880	4430	4800	20.3	19.5	18.6	
4 room	20 + 20 + 20 + 20	2.00	2.00	2.00	2.00	-	-	4.4	8.0	11.2	1100	2050	3680	9.3	8.9	8.6
	20 + 20 + 20 + 25	2.00	2.00	2.00	2.50	-	-	4.4	8.5	11.8	1100	2320	3890	10.6	10.1	9.7
	20 + 20 + 20 + 35	2.00	2.00	2.00	3.50	-	-	4.4	9.5	12.3	1100	2820	4530	12.8	12.3	11.8
	20 + 20 + 20 + 50	2.00	2.00	2.00	5.00	-	-	4.4	11.0	13.0	1100	3480	4800	15.8	15.1	14.5
	20 + 20 + 20 + 60	2.00	2.00	2.00	6.00	-	-	4.4	12.0	13.0	1100	3980	4800	18.1	17.3	16.6
	20 + 20 + 25 + 25	2.00	2.00	2.50	2.50	-	-	4.4	9.0	12.4	1100	2520	4590	11.5	11.0	10.5
	20 + 20 + 25 + 35	2.00	2.00	2.50	3.50	-	-	4.4	10.0	12.9	1100	3120	4780	14.2	13.6	13.0
	20 + 20 + 25 + 50	2.00	2.00	2.50	5.00	-	-	4.4	11.5	13.0	1100	3720	4800	16.9	16.2	15.5
	20 + 20 + 25 + 60	2.00	2.00	2.50	6.00	-	-	4.4	12.5	13.0	1100	4600	4800	20.9	20.0	19.2
	20 + 20 + 35 + 35	2.00	2.00	3.50	3.50	-	-	4.4	11.0	13.0	1100	3480	4800	15.8	15.1	14.5
	20 + 20 + 35 + 50	2.00	2.00	3.50	5.00	-	-	4.4	12.5	13.0	1100	4600	4800	20.9	20.0	19.2
	20 + 20 + 35 + 60	1.85	1.85	3.24	5.56	-	-	4.4	12.5	13.0	1100	4590	4800	20.9	20.0	19.1
	20 + 20 + 50 + 50	1.79	1.79	4.46	4.46	-	-	4.4	12.5	13.0	1100	4590	4800	20.9	20.0	19.1
	20 + 20 + 50 + 60	1.67	1.67	4.17	5.00	-	-	4.4	12.5	13.0	1100	4590	4800	20.9	20.0	19.1
	20 + 20 + 60 + 60	1.56	1.56	4.69	4.69	-	-	4.4	12.5	13.0	1100	4580	4800	20.8	19.9	19.1
	20 + 25 + 25 + 25	2.00	2.50	2.50	2.50	-	-	4.4	9.5	13.0	1100	2820	4800	12.8	12.3	11.8
	20 + 25 + 25 + 35	2.00	2.50	2.50	3.50	-	-	4.4	10.5	13.0	1100	3340	4800	15.2	14.5	13.9
	20 + 25 + 25 + 50	2.00	2.50	2.50	5.00	-	-	4.4	12.0	13.0	1100	3980	4800	18.1	17.3	16.6
	20 + 25 + 25 + 60	1.92	2.40	2.40	5.77	-	-	4.4	12.5	13.0	1100	4600	4800	20.9	20.0	19.2
	20 + 25 + 35 + 35	2.00	2.50	3.50	3.50	-	-	4.4	11.5	13.0	1100	3720	4800	16.9	16.2	15.5
	20 + 25 + 35 + 50	1.92	2.40	3.37	4.81	-	-	4.4	12.5	13.0	1100	4600	4800	20.9	20.0	19.2
	20 + 25 + 35 + 60	1.79	2.23	3.13	5.36	-	-	4.4	12.5	13.0	1100	4590	4800	20.9	20.0	19.1
	20 + 25 + 50 + 50	1.72	2.16	4.31	4.31	-	-	4.4	12.5	13.0	1100	4590	4800	20.9	20.0	19.1
	20 + 25 + 50 + 60	1.61	2.02	4.03	4.84	-	-	4.4	12.5	13.0	1100	4580	4800	20.8	19.9	19.1
	20 + 25 + 60 + 60	1.52	1.89	4.55	4.55	-	-	4.4	12.5	13.0	1100	4580	4800	20.8	19.9	19.1
	20 + 35 + 35 + 35	2.00	3.50	3.50	3.50	-	-	4.4	12.5	13.0	1100	4600	4800	20.9	20.0	19.2
	20 + 35 + 35 + 50	1.79	3.13	3.13	4.46	-	-	4.4	12.5	13.0	1100	4590	4800	20.9	20.0	19.1
	20 + 35 + 35 + 60	1.67	2.92	2.92	5.00	-	-	4.4	12.5	13.0	1100	4590	4800	20.9	20.0	19.1
	20 + 35 + 50 + 50	1.61	2.82	4.03	4.03	-	-	4.4	12.5	13.0	1100	4580	4800	20.8	19.9	19.1
	20 + 35 + 50 + 60	1.52	2.65	3.79	4.55	-	-	4.4	12.5	13.0	1100	4580	4800	20.8	19.9	19.1
	20 + 35 + 60 + 60	1.43	2.50	4.29	4.29	-	-	4.4	12.5	13.0	1100	4570	4800	20.6	19.7	18.9
	20 + 50 + 50 + 50	1.47	3.68	3.68	3.68	-	-	4.4	12.5	13.0	1100	4580	4800	20.8	19.9	19.1
	20 + 50 + 50 + 60	1.39	3.47	3.47	4.17	-	-	4.4	12.5	13.0	1100	4570	4800	20.8	19.9	19.1
	20 + 50 + 60 + 60	1.32	3.29	3.95	3.95	-	-	4.4	12.5	13.0	1100	4560	4800	20.7	19.8	19.0
	25 + 25 + 25 + 25	2.50	2.50	2.50	2.50	-	-	4.4	10.0	13.0	1100	3120	4800	14.2	13.6	13.0
	25 + 25 + 25 + 35	2.50	2.50	2.50	3.50	-	-	4.4	11.0	13.0	1100	3480	4800	15.8	15.1	14.5
	25 + 25 + 25 + 50	2.50	2.50	2.50	5.00	-	-	4.4	12.5	13.0	1100	4600	4800	20.9	20.0	19.2
	25 + 25 + 25 + 60	2.31	2.31	2.31	5.56	-	-	4.4	12.5	13.0	1100	4590	4800	20.9	20.0	19.1
	25 + 25 + 35 + 35	2.50	2.50	3.50	3.50	-	-	4.4	12.0	13.0	1100	3980	4800	18.1	17.3	16.6
	25 + 25 + 35 + 50	2.31	2.31	3.24	4.63	-	-	4.4	12.5	13.0	1100	4590	4800	20.9	20.0	19.1
25 + 25 + 35 + 60	2.16	2.16	3.02	5.17	-	-	4.4	12.5	13.0	1100	4590	4800	20.9	20.0	19.1	
25 + 25 + 50 + 50	2.08	2.08	4.17	4.17	-	-	4.4	12.5	13.0	1100	4590	4800	20.9	20.0	19.1	
25 + 25 + 50 + 60	1.95	1.95	3.91	4.69	-	-	4.4	12.5	13.0	1100	4580	4800	20.8	19.9	19.1	
25 + 25 + 60 + 60	1.84	1.84	4.41	4.41	-	-	4.4	12.5	13.0	1100	4580	4800	20.8	19.9	19.1	
25 + 35 + 35 + 35	2.40	3.37	3.37	3.37	-	-	4.4	12.5	13.0	1100	4600	4800	20.9	20.0	19.2	
25 + 35 + 35 + 50	2.16	3.02	3.02	4.31	-	-	4.4	12.5	13.0	1100	4590	4800	20.9	20.0	19.1	
25 + 35 + 35 + 60	2.02	2.82	2.82	4.84	-	-	4.4	12.5	13.0	1100	4580	4800	20.8	19.9	19.1	
25 + 35 + 50 + 50	1.95	2.73	3.91	3.91	-	-	4.4	12.5	13.0							

	Indoor unit combination	Cooling capacity (kW)									Power consumption (W)			Standard current (A)		
		Room cooling capacity (kW)						Total capacity (kW)			Min.	Standard	Max.	220V	230V	240V
		A room	B room	C room	D room	E room	F room	Min.	Standard	Max.						
4 room	35 + 35 + 50 + 50	2.57	2.57	3.68	3.68	-	-	4.4	12.5	13.0	1100	4580	4800	20.8	19.9	19.1
	35 + 35 + 50 + 60	2.43	2.43	3.47	3.47	-	-	4.4	12.5	13.0	1100	4570	4800	20.8	19.9	19.1
	35 + 35 + 60 + 60	2.30	2.30	3.95	3.95	-	-	4.4	12.5	13.0	1100	4560	4800	20.7	19.8	19.0
	35 + 50 + 50 + 50	2.36	3.38	3.38	3.38	-	-	4.4	12.5	13.0	1100	4570	4800	20.8	19.9	19.1
	35 + 50 + 50 + 60	2.24	3.21	3.21	3.85	-	-	4.4	12.5	13.0	1100	4560	4800	20.7	19.8	19.0
	20 + 20 + 20 + 20 + 20	2.00	2.00	2.00	2.00	2.00	-	5.1	10.0	13.5	1210	2880	4800	13.1	12.5	12.0
	20 + 20 + 20 + 20 + 25	2.00	2.00	2.00	2.00	2.50	-	5.1	10.5	13.5	1210	3120	4800	14.2	13.6	13.0
	20 + 20 + 20 + 20 + 35	2.00	2.00	2.00	2.00	3.50	-	5.1	11.5	13.5	1210	3620	4800	16.5	15.8	15.1
	20 + 20 + 20 + 20 + 50	1.92	1.92	1.92	1.92	4.81	-	5.1	12.5	13.5	1210	4320	4800	19.7	18.8	18.0
	20 + 20 + 20 + 20 + 60	1.79	1.79	1.79	1.79	5.36	-	5.1	12.5	13.5	1210	4310	4800	19.6	18.8	18.0
	20 + 20 + 20 + 25 + 25	2.00	2.00	2.00	2.50	2.50	-	5.1	11.0	13.5	1210	3320	4800	15.1	14.4	13.8
	20 + 20 + 20 + 25 + 35	2.00	2.00	2.00	2.50	3.50	-	5.1	12.0	13.5	1210	3990	4800	18.2	17.4	16.6
	20 + 20 + 20 + 25 + 50	1.85	1.85	1.85	2.31	4.63	-	5.1	12.5	13.5	1210	4320	4800	19.7	18.8	18.0
	20 + 20 + 20 + 25 + 60	1.72	1.72	1.72	2.16	5.17	-	5.1	12.5	13.5	1210	4310	4800	19.6	18.8	18.0
	20 + 20 + 20 + 35 + 35	1.92	1.92	1.92	3.37	3.37	-	5.1	12.5	13.5	1210	4320	4800	19.7	18.8	18.0
	20 + 20 + 20 + 35 + 50	1.72	1.72	1.72	3.02	4.31	-	5.1	12.5	13.5	1210	4310	4800	19.6	18.8	18.0
	20 + 20 + 20 + 35 + 60	1.61	1.61	1.61	2.82	4.84	-	5.1	12.5	13.5	1210	4300	4800	19.6	18.7	17.9
	20 + 20 + 20 + 50 + 50	1.56	1.56	1.56	3.91	3.91	-	5.1	12.5	13.5	1210	4300	4800	19.6	18.7	17.9
	20 + 20 + 20 + 50 + 60	1.47	1.47	1.47	3.68	4.41	-	5.1	12.5	13.5	1210	4290	4800	19.5	18.7	17.9
	20 + 20 + 20 + 60 + 60	1.39	1.39	1.39	4.17	4.17	-	5.1	12.5	13.5	1210	4280	4800	19.5	18.6	17.9
20 + 20 + 25 + 25 + 25	2.00	2.00	2.50	2.50	2.50	-	5.1	11.5	13.5	1210	3620	4800	16.5	15.8	15.1	
20 + 20 + 25 + 25 + 35	2.00	2.00	2.50	2.50	3.50	-	5.1	12.5	13.5	1210	4330	4800	19.7	18.8	18.1	
20 + 20 + 25 + 25 + 50	1.79	1.79	2.23	2.23	4.46	-	5.1	12.5	13.5	1210	4310	4800	19.6	18.8	18.0	
20 + 20 + 25 + 25 + 60	1.67	1.67	2.08	2.08	5.00	-	5.1	12.5	13.5	1210	4300	4800	19.6	18.7	17.9	
20 + 20 + 25 + 35 + 35	1.85	1.85	2.31	3.24	3.24	-	5.1	12.5	13.5	1210	4320	4800	19.7	18.8	18.0	
20 + 20 + 25 + 35 + 50	1.67	1.67	2.08	2.92	4.17	-	5.1	12.5	13.5	1210	4300	4800	19.6	18.7	17.9	
20 + 20 + 25 + 35 + 60	1.56	1.56	1.95	2.73	4.69	-	5.1	12.5	13.5	1210	4300	4800	19.6	18.7	17.9	
20 + 20 + 25 + 50 + 50	1.52	1.52	1.89	3.79	3.79	-	5.1	12.5	13.5	1210	4290	4800	19.5	18.7	17.9	
20 + 20 + 25 + 50 + 60	1.43	1.43	1.79	3.57	4.29	-	5.1	12.5	13.5	1210	4280	4800	19.5	18.6	17.9	
20 + 20 + 25 + 60 + 60	1.35	1.35	1.69	4.05	4.05	-	5.1	12.5	13.5	1210	4280	4800	19.5	18.6	17.9	
20 + 20 + 35 + 35 + 35	1.72	1.72	3.02	3.02	3.02	-	5.1	12.5	13.5	1210	4310	4800	19.6	18.8	18.0	
20 + 20 + 35 + 35 + 50	1.56	1.56	2.73	2.73	3.91	-	5.1	12.5	13.5	1210	4300	4800	19.6	18.7	17.9	
20 + 20 + 35 + 35 + 60	1.47	1.47	2.57	2.57	4.41	-	5.1	12.5	13.5	1210	4290	4800	19.5	18.7	17.9	
20 + 20 + 35 + 50 + 50	1.43	1.43	2.50	3.57	3.57	-	5.1	12.5	13.5	1210	4280	4800	19.5	18.6	17.9	
20 + 20 + 35 + 50 + 60	1.35	1.35	2.36	3.38	4.05	-	5.1	12.5	13.5	1210	4280	4800	19.5	18.6	17.9	
20 + 20 + 35 + 60 + 60	1.28	1.28	2.24	3.85	3.85	-	5.1	12.5	13.5	1210	4270	4800	19.4	18.6	17.8	
20 + 20 + 50 + 50 + 50	1.32	1.32	3.29	3.29	3.29	-	5.1	12.5	13.5	1210	4270	4800	19.4	18.6	17.8	
20 + 25 + 25 + 25 + 25	2.00	2.50	2.50	2.50	2.50	-	5.1	12.0	13.5	1210	3990	4800	18.2	17.4	16.6	
20 + 25 + 25 + 25 + 35	1.92	2.40	2.40	2.40	3.37	-	5.1	12.5	13.5	1210	4320	4800	19.7	18.8	18.0	
20 + 25 + 25 + 25 + 50	1.72	2.16	2.16	2.16	4.31	-	5.1	12.5	13.5	1210	4310	4800	19.6	18.8	18.0	
20 + 25 + 25 + 25 + 60	1.61	2.02	2.02	2.02	4.84	-	5.1	12.5	13.5	1210	4300	4800	19.6	18.7	17.9	
20 + 25 + 25 + 35 + 35	1.79	2.23	2.23	3.13	3.13	-	5.1	12.5	13.5	1210	4310	4800	19.6	18.8	18.0	
20 + 25 + 25 + 35 + 50	1.61	2.02	2.02	2.82	4.03	-	5.1	12.5	13.5	1210	4300	4800	19.6	18.7	17.9	
20 + 25 + 25 + 35 + 60	1.52	1.89	1.89	2.65	4.55	-	5.1	12.5	13.5	1210	4290	4800	19.5	18.7	17.9	
20 + 25 + 25 + 50 + 50	1.47	1.84	1.84	3.68	3.68	-	5.1	12.5	13.5	1210	4290	4800	19.5	18.7	17.9	
20 + 25 + 25 + 50 + 60	1.39	1.74	1.74	3.47	4.17	-	5.1	12.5	13.5	1210	4280	4800	19.5	18.6	17.9	
20 + 25 + 25 + 60 + 60	1.32	1.64	1.64	3.95	3.95	-	5.1	12.5	13.5	1210	4270	4800	19.4	18.6	17.8	
20 + 25 + 35 + 35 + 35	1.67	2.08	2.92	2.92	2.92	-	5.1	12.5	13.5	1210	4300	4800	19.6	18.7	17.9	
20 + 25 + 35 + 35 + 50	1.52	1.89	2.65	2.65	3.79	-	5.1	12.5	13.5	1210	4290	4800	19.5	18.7	17.9	
20 + 25 + 35 + 35 + 60	1.43	1.79	2.50	2.50	4.29	-	5.1	12.5	13.5	1210	4280	4800	19.5	18.6	17.9	
20 + 25 + 35 + 50 + 50	1.39	1.74	2.43	3.47	3.47	-	5.1	12.5	13.5	1210	4280	4800	19.5	18.6	17.9	
20 + 25 + 35 + 50 + 60	1.32	1.64	2.30	3.29	3.95	-	5.1	12.5	13.5	1210	4270	4800	19.4	18.6	17.8	
20 + 25 + 50 + 50 + 50	1.28	1.60	3.21	3.21	3.21	-	5.1	12.5	13.5	1210	4270	4800	19.4	18.6	17.8	
20 + 35 + 35 + 35 + 35	1.56	2.73	2.73	2.73	2.73	-	5.1	12.5	13.5	1210	4300	4800	19.6	18.7	17.9	
20 + 35 + 35 + 35 + 50	1.43	2.50	2.50	2.50	3.57	-	5.1	12.5	13.5	1210	4280	4800	19.5	18.6	17.9	
20 + 35 + 35 + 35 + 60	1.35	2.36	2.36	2.36	4.05	-	5.1	12.5	13.5	1210	4280	4800	19.5	18.6	17.9	
20 + 35 + 35 + 50 + 50	1.32	2.30	2.30	3.29	3.29	-	5.1	12.5	13.5	1210	4270	4800	19.4	18.6	17.8	
25 + 25 + 25 + 25 + 25	2.50	2.50	2.50	2.50	2.50	-	5.1	12.5	13.5	1210	4330	4800	19.7	18.8	18.1	
25 + 25 + 25 + 25 + 35	2.31	2.31	2.31	2.31	3.24	-	5.1	12.5	13.5	1210	4320	4800	19.7	18.8	18.0	
25 + 25 + 25 + 25 + 50	2.08	2.08	2.08	2.08	4.17	-	5.1	12.5	13.5	1210	4300	4800	19.6	18.7	17.9	
25 + 25 + 25 + 25 + 60	1.95	1.95	1.95	1.95	4.69	-	5.1	12.5	13.5	1210	4300	4800	19.6	18.7	17.9	
25 + 25 + 25 + 35 + 35	2.16	2.16	2.16	3.02	3.02	-	5.1	12.5	13.5	1210	4310	4800	19.6	18.8	18.0	
25 + 25 + 25 + 35 + 50	1.95	1.95	1.95	2.73	3.91	-	5.1	12.5	13.5	1210	4300	4800	19.6	18.7	17.9	
25 + 25 + 25 + 35 + 60	1.84	1.84	1.84	2.57	4.41	-	5.1	12.5	13.5	1210	4290	4800	19.5	18.7	17.9	
25 + 25 + 25 + 50 + 50	1.79	1.79	1.79	3.57	3.57	-	5.1	12.5	13.5	1210	4280	4800	19.5	18.6	17.9	
25 + 25 + 25 + 50 + 60	1.69	1.69	1.69	3.38	4.05	-	5.1	12.5	13.5	1210	4280	4800	19.5	18.6	17.9	
25 + 25 + 25 + 60 + 60	1.60	1.60	1.60	3.85	3.85	-	5.1	12.5	13.5	1210	4270	4800	19.4	18.6	17.8	
25 + 25 + 35 + 35 + 35	2.02	2.02	2.82	2.82	2.82	-	5.1	12.5	13.5	1210	4300	4800	19.6	18.7	17.9	
25 + 25 + 35 + 35 + 50	1.84	1.84	2.57	2.57	3.68	-	5.1	12.5	13.5	12						

INVERTER MULTI-SPLIT SYSTEM

Indoor unit combination	Cooling capacity (kW)									Power consumption (W)			Standard current (A)		
	Room cooling capacity (kW)						Total capacity (kW)			Min.	Standard	Max.	220V	230V	240V
	A room	B room	C room	D room	E room	F room	Min.	Standard	Max.						
20+20+20+20+50+60	1.32	1.32	1.32	1.32	3.29	3.95	5.5	12.5	14.0	1280	3800	4800	17.3	16.5	15.8
20+20+20+25+25+25	1.85	1.85	1.85	2.31	2.31	2.31	5.5	12.5	14.0	1280	3890	4800	17.7	16.9	16.2
20+20+20+25+25+35	1.72	1.72	1.72	2.16	2.16	3.02	5.5	12.5	14.0	1280	3870	4800	17.6	16.8	16.1
20+20+20+25+25+50	1.56	1.56	1.56	1.95	1.95	3.91	5.5	12.5	14.0	1280	3860	4800	17.6	16.8	16.1
20+20+20+25+25+60	1.47	1.47	1.47	1.84	1.84	4.41	5.5	12.5	14.0	1280	3840	4800	17.5	16.7	16.0
20+20+20+25+35+35	1.61	1.61	1.61	2.02	2.82	2.82	5.5	12.5	14.0	1280	3860	4800	17.6	16.8	16.1
20+20+20+25+35+50	1.47	1.47	1.47	1.84	2.57	3.68	5.5	12.5	14.0	1280	3840	4800	17.5	16.7	16.0
20+20+20+25+35+60	1.39	1.39	1.39	1.74	2.43	4.17	5.5	12.5	14.0	1280	3820	4800	17.4	16.6	15.9
20+20+20+25+50+50	1.35	1.35	1.35	1.69	3.38	3.38	5.5	12.5	14.0	1280	3810	4800	17.3	16.6	15.9
20+20+20+25+50+60	1.28	1.28	1.28	1.60	3.21	3.85	5.5	12.5	14.0	1280	3800	4800	17.3	16.5	15.8
20+20+20+35+35+35	1.52	1.52	1.52	2.65	2.65	2.65	5.5	12.5	14.0	1280	3850	4800	17.5	16.8	16.1
20+20+20+35+35+50	1.39	1.39	1.39	2.43	2.43	3.47	5.5	12.5	14.0	1280	3820	4800	17.4	16.6	15.9
20+20+20+35+35+60	1.32	1.32	1.32	2.30	2.30	3.95	5.5	12.5	14.0	1280	3800	4800	17.3	16.5	15.8
20+20+20+35+50+50	1.28	1.28	1.28	2.24	3.21	3.21	5.5	12.5	14.0	1280	3800	4800	17.3	16.5	15.8
20+20+25+25+25+25	1.79	1.79	2.23	2.23	2.23	2.23	5.5	12.5	14.0	1280	3880	4800	17.7	16.9	16.2
20+20+25+25+25+35	1.67	1.67	2.08	2.08	2.08	2.92	5.5	12.5	14.0	1280	3860	4800	17.6	16.8	16.1
20+20+25+25+25+50	1.52	1.52	1.89	1.89	1.89	3.79	5.5	12.5	14.0	1280	3850	4800	17.5	16.8	16.1
20+20+25+25+25+60	1.43	1.43	1.79	1.79	1.79	4.29	5.5	12.5	14.0	1280	3830	4800	17.4	16.7	16.0
20+20+25+25+35+35	1.56	1.56	1.95	1.95	2.73	2.73	5.5	12.5	14.0	1280	3860	4800	17.6	16.8	16.1
20+20+25+25+35+50	1.43	1.43	1.79	1.79	2.50	3.57	5.5	12.5	14.0	1280	3830	4800	17.4	16.7	16.0
20+20+25+25+35+60	1.35	1.35	1.69	1.69	2.36	4.05	5.5	12.5	14.0	1280	3810	4800	17.3	16.6	15.9
20+20+25+25+50+50	1.32	1.32	1.64	1.64	3.29	3.29	5.5	12.5	14.0	1280	3800	4800	17.3	16.5	15.8
20+20+25+25+50+60	1.28	1.28	1.60	1.60	3.21	3.21	5.5	12.5	14.0	1280	3800	4800	17.3	16.5	15.8
20+20+25+35+35+35	1.35	1.35	1.69	2.36	2.36	3.38	5.5	12.5	14.0	1280	3810	4800	17.3	16.6	15.9
20+20+25+35+35+50	1.28	1.28	1.60	2.24	2.24	3.85	5.5	12.5	14.0	1280	3800	4800	17.3	16.5	15.8
20+20+25+35+35+60	1.39	1.39	2.43	2.43	2.43	2.43	5.5	12.5	14.0	1280	3820	4800	17.4	16.6	15.9
20+20+35+35+35+35	1.28	1.28	2.24	2.24	2.24	3.21	5.5	12.5	14.0	1280	3800	4800	17.3	16.5	15.8
20+20+35+35+35+50	1.28	1.28	2.24	2.24	2.24	3.21	5.5	12.5	14.0	1280	3800	4800	17.3	16.5	15.8
20+20+35+35+35+60	1.28	1.28	2.24	2.24	2.24	3.21	5.5	12.5	14.0	1280	3800	4800	17.3	16.5	15.8
20+25+25+25+25+25	1.72	2.16	2.16	2.16	2.16	2.16	5.5	12.5	14.0	1280	3870	4800	17.6	16.8	16.1
20+25+25+25+25+35	1.61	2.02	2.02	2.02	2.02	2.82	5.5	12.5	14.0	1280	3860	4800	17.6	16.8	16.1
20+25+25+25+25+50	1.47	1.84	1.84	1.84	1.84	3.68	5.5	12.5	14.0	1280	3840	4800	17.5	16.7	16.0
20+25+25+25+25+60	1.39	1.74	1.74	1.74	1.74	4.17	5.5	12.5	14.0	1280	3820	4800	17.4	16.6	15.9
20+25+25+25+35+35	1.52	1.89	1.89	1.89	2.65	2.65	5.5	12.5	14.0	1280	3850	4800	17.5	16.8	16.1
20+25+25+25+35+50	1.39	1.74	1.74	1.74	2.43	3.47	5.5	12.5	14.0	1280	3820	4800	17.4	16.6	15.9
20+25+25+25+35+60	1.32	1.64	1.64	1.64	2.30	3.95	5.5	12.5	14.0	1280	3800	4800	17.3	16.5	15.8
20+25+25+25+50+50	1.28	1.60	1.60	1.60	3.21	3.21	5.5	12.5	14.0	1280	3800	4800	17.3	16.5	15.8
20+25+25+25+50+60	1.43	1.79	1.79	2.50	2.50	2.50	5.5	12.5	14.0	1280	3830	4800	17.4	16.7	16.0
20+25+25+35+35+35	1.32	1.64	1.64	2.30	2.30	3.29	5.5	12.5	14.0	1280	3800	4800	17.3	16.5	15.8
20+25+25+35+35+50	1.35	1.69	2.36	2.36	2.36	2.36	5.5	12.5	14.0	1280	3810	4800	17.3	16.6	15.9
20+35+35+35+35+35	1.28	2.24	2.24	2.24	2.24	2.24	5.5	12.5	14.0	1280	3800	4800	17.3	16.5	15.8
25+25+25+25+25+25	1.95	1.95	1.95	1.95	1.95	2.73	5.5	12.5	14.0	1280	3860	4800	17.6	16.8	16.1
25+25+25+25+25+35	1.79	1.79	1.79	1.79	1.79	3.57	5.5	12.5	14.0	1280	3830	4800	17.4	16.7	16.0
25+25+25+25+25+50	1.69	1.69	1.69	1.69	1.69	4.05	5.5	12.5	14.0	1280	3810	4800	17.3	16.6	15.9
25+25+25+25+25+60	1.84	1.84	1.84	1.84	2.57	2.57	5.5	12.5	14.0	1280	3840	4800	17.5	16.7	16.0
25+25+25+25+35+35	1.69	1.69	1.69	1.69	2.36	3.38	5.5	12.5	14.0	1280	3810	4800	17.3	16.6	15.9
25+25+25+25+35+50	1.60	1.60	1.60	1.60	2.24	3.85	5.5	12.5	14.0	1280	3800	4800	17.3	16.5	15.8
25+25+25+25+35+60	1.74	1.74	1.74	2.43	2.43	2.43	5.5	12.5	14.0	1280	3820	4800	17.4	16.6	15.9
25+25+25+35+35+35	1.60	1.60	1.60	2.24	2.24	3.21	5.5	12.5	14.0	1280	3800	4800	17.3	16.5	15.8
25+25+35+35+35+35	1.64	1.64	2.30	2.30	2.30	2.30	5.5	12.5	14.0	1280	3800	4800	17.3	16.5	15.8

Table of Indoor unit combination SCM125ZJ-S1
 <with indoor unit except all indoor unit SRK-ZJX-S/S1 type only>
 (Heating operation)

Indoor unit combination	Heating capacity (kW)									Power consumption (W)			Standard current (A)		
	Room heating capacity (kW)						Total capacity (kW)			Min.	Standard	Max.	220V	230V	240V
	A room	B room	C room	D room	E room	F room	Min.	Standard	Max.						
1 room	20	3.0	-	-	-	-	1.5	3.0	3.6	700	1220	1330	5.6	5.4	5.1
1 room	25	3.4	-	-	-	-	1.5	3.4	4.1	700	1265	1540	5.8	5.6	5.3
1 room	35	4.5	-	-	-	-	1.5	4.5	4.9	700	1650	1840	7.6	7.2	6.9
1 room	50	5.8	-	-	-	-	1.5	5.8	6.4	700	2120	2410	9.7	9.3	8.9
1 room	60	6.8	-	-	-	-	1.5	6.8	7.4	700	2500	2760	11.5	11.0	10.5
1 room	71	8.0	-	-	-	-	1.5	8.0	8.1	700	3020	3090	13.9	13.3	12.7
2 room	20+20	3.00	3.00	-	-	-	2.1	6.0	7.2	750	1540	1860	7.1	6.8	6.5
2 room	20+25	2.84	3.56	-	-	-	2.1	6.4	7.7	750	1660	2210	7.6	7.3	7.0
2 room	20+35	2.73	4.77	-	-	-	2.1	7.5	8.5	750	1990	2520	9.1	8.7	8.4
2 room	20+50	2.51	6.29	-	-	-	2.1	8.8	10.0	750	2430	3220	11.2	10.7	10.2
2 room	20+60	2.45	7.35	-	-	-	2.1	9.8	11.0	750	2840	3620	13.0	12.5	12.0
2 room	20+71	2.42	8.58	-	-	-	2.1	11.0	11.6	750	2840	3620	13.0	12.5	12.0
2 room	25+25	3.40	3.40	-	-	-	2.1	6.8	8.2	750	1770	2420	8.1	7.8	7.4
2 room	25+35	3.29	4.61	-	-	-	2.1	7.9	9.0	750	2140	2820	9.8	9.4	9.0
2 room	25+50	3.07	6.13	-	-	-	2.1	9.2	10.5	750	2630	3610	12.1	11.6	11.1
2 room	25+60	3.00	7.20	-	-	-	2.1	10.2	11.5	750	3040	3790	14.0	13.4	12.8
2 room	25+71	2.97	8.43	-	-	-	2.1	11.4	12.1	750	3440	4250	15.8	15.1	14.5
2 room	35+35	4.50	4.50	-	-	-	2.1	9.0	9.8	750	2520	3210	11.6	11.1	10.6
2 room	35+50	4.24	6.06	-	-	-	2.1	10.3	11.3	750	3040	3710	14.0	13.4	12.8
2 room	35+60	4.16	7.14	-	-	-	2.1	11.3	12.3	750	3420	4320	15.7	15.0	14.4
2 room	35+71	4.13	8.37	-	-	-	2.1	12.5	12.9	750	4030	4690	18.5	17.7	17.0
2 room	50+50	5.80	5.80	-	-	-	2.1	11.6	12.8	750	3660	4620	16.8	16.1	15.4
2 room	50+60	5.73	6.87	-	-	-	2.1	12.6	13.8	750	4090	5230	18.8	18.0	17.2
2 room	50+71	5.58	7.92	-	-	-	2.1	13.5	13.8	750	4540	5230	20.8	19.9	19.1
2 room	60+60	6.75	6.75	-	-	-	2.1	13.5	13.8	750	4540	5230	20.8	19.9	19.1
2 room	60+71	6.18	7.32	-	-	-	2.1	13.5	13.8	750	4540	5230	20.8	19.9	19.1
2 room	71+71	6.75	6.75	-	-	-	2.1	13.5	13.8	750	4530	5230	20.8	19.9	19.1
3 room	20+20+20	3.00	3.00	3.00	-	-	3.2	9.0	10.9	780	2270	3350	10.4		

Indoor unit combination	Heating capacity (kW)									Power consumption (W)			Standard current (A)			
	Room heating capacity (kW)						Total capacity (kW)			Min.	Standard	Max.	220V	230V	240V	
	A room	B room	C room	D room	E room	F room	Min.	Standard	Max.							
3 room	20 + 20 + 71	2.43	2.43	8.64	-	-	-	3.2	13.5	13.8	780	4140	4350	19.0	18.2	17.4
	20 + 25 + 25	2.80	3.50	3.50	-	-	-	3.2	9.8	11.9	780	2560	3720	11.8	11.2	10.8
	20 + 25 + 35	2.73	3.41	4.77	-	-	-	3.2	10.9	12.7	780	2970	3990	13.6	13.0	12.5
	20 + 25 + 50	2.57	3.21	6.42	-	-	-	3.2	12.2	13.8	780	3480	4350	16.0	15.3	14.6
	20 + 25 + 60	2.51	3.14	7.54	-	-	-	3.2	13.2	13.8	780	3990	4350	18.3	17.5	16.8
	20 + 25 + 71	2.33	2.91	8.26	-	-	-	3.2	13.5	13.8	780	4140	4350	19.0	18.2	17.4
	20 + 35 + 35	2.67	4.67	4.67	-	-	-	3.2	12.0	13.5	780	3460	4220	15.9	15.2	14.6
	20 + 35 + 50	2.53	4.43	6.33	-	-	-	3.2	13.3	13.8	780	3980	4350	18.3	17.5	16.8
	20 + 35 + 60	2.35	4.11	7.04	-	-	-	3.2	13.5	13.8	780	4130	4350	19.0	18.1	17.4
	20 + 35 + 71	2.14	3.75	7.61	-	-	-	3.2	13.5	13.8	780	4130	4350	19.0	18.1	17.4
	20 + 50 + 50	2.25	5.63	5.63	-	-	-	3.2	13.5	13.8	780	4130	4350	19.0	18.1	17.4
	20 + 50 + 60	2.08	5.19	6.23	-	-	-	3.2	13.5	13.8	780	4130	4350	19.0	18.1	17.4
	20 + 50 + 71	1.91	4.79	6.80	-	-	-	4.2	13.5	13.8	780	4130	4350	18.8	18.0	17.2
	20 + 60 + 60	1.93	5.79	5.79	-	-	-	5.2	13.5	13.8	780	4130	4350	18.6	17.8	17.0
	20 + 60 + 71	1.79	5.36	6.35	-	-	-	6.2	13.5	13.8	780	4120	4350	18.4	17.6	16.8
	20 + 71 + 71	1.67	5.92	5.92	-	-	-	7.2	13.5	13.8	780	4120	4350	18.2	17.4	16.7
	25 + 25 + 25	3.40	3.40	3.40	-	-	-	3.2	10.2	12.4	780	2760	3880	12.7	12.1	11.6
	25 + 25 + 35	3.32	3.32	4.65	-	-	-	3.2	11.3	13.2	780	3170	4120	14.6	13.9	13.3
	25 + 25 + 50	3.15	3.15	6.30	-	-	-	3.2	12.6	13.8	780	3690	4350	16.9	16.2	15.5
	25 + 25 + 60	3.07	3.07	7.36	-	-	-	3.2	13.5	13.8	780	4130	4350	19.0	18.1	17.4
	25 + 25 + 71	2.79	2.79	7.92	-	-	-	3.2	13.5	13.8	780	4130	4350	19.0	18.1	17.4
	25 + 35 + 35	3.26	4.57	4.57	-	-	-	3.2	12.4	13.8	780	3780	4350	17.4	16.6	15.9
	25 + 35 + 50	3.07	4.30	6.14	-	-	-	3.2	13.5	13.8	780	4140	4350	19.0	18.2	17.4
	25 + 35 + 60	2.81	3.94	6.75	-	-	-	3.2	13.5	13.8	780	4140	4350	19.0	18.2	17.4
	25 + 35 + 71	2.58	3.61	7.32	-	-	-	4.2	13.5	13.8	780	4130	4350	18.8	18.0	17.2
	25 + 50 + 50	2.70	5.40	5.40	-	-	-	3.2	13.5	13.8	780	4130	4350	19.0	18.1	17.4
	25 + 50 + 60	2.50	5.00	6.00	-	-	-	3.2	13.5	13.8	780	4130	4350	19.0	18.1	17.4
	25 + 50 + 71	2.31	4.62	6.57	-	-	-	3.2	13.5	13.8	780	4130	4350	19.0	18.1	17.4
	25 + 60 + 60	2.33	5.59	5.59	-	-	-	3.2	13.5	13.8	780	4130	4350	19.0	18.1	17.4
	25 + 60 + 71	2.16	5.19	6.14	-	-	-	3.2	13.5	13.8	780	4120	4350	18.9	18.1	17.3
	25 + 71 + 71	2.02	5.74	5.74	-	-	-	3.2	13.5	13.8	780	4120	4350	18.9	18.1	17.3
	35 + 35 + 35	4.50	4.50	4.50	-	-	-	3.2	13.5	13.8	780	4140	4350	19.0	18.2	17.4
	35 + 35 + 50	3.94	3.94	5.63	-	-	-	3.2	13.5	13.8	780	4140	4350	19.0	18.2	17.4
	35 + 35 + 60	3.63	3.63	6.23	-	-	-	3.2	13.5	13.8	780	4130	4350	19.0	18.1	17.4
	35 + 35 + 71	3.35	3.35	6.80	-	-	-	3.2	13.5	13.8	780	4130	4350	19.0	18.1	17.4
	35 + 50 + 50	3.50	5.00	5.00	-	-	-	3.2	13.5	13.8	780	4130	4350	19.0	18.1	17.4
	35 + 50 + 60	3.26	4.66	5.59	-	-	-	3.2	13.5	13.8	780	4130	4350	19.0	18.1	17.4
	35 + 50 + 71	3.03	4.33	6.14	-	-	-	3.2	13.5	13.8	780	4120	4350	18.9	18.1	17.3
	35 + 60 + 60	3.05	5.23	5.23	-	-	-	3.2	13.5	13.8	780	4120	4350	18.9	18.1	17.3
	35 + 60 + 71	2.85	4.88	5.77	-	-	-	3.2	13.5	13.8	780	4120	4350	18.9	18.1	17.3
35 + 71 + 71	2.67	5.42	5.42	-	-	-	3.2	13.5	13.8	780	4120	4350	18.9	18.1	17.3	
50 + 50 + 50	4.50	4.50	4.50	-	-	-	3.2	13.5	13.8	780	4120	4350	18.9	18.1	17.3	
50 + 50 + 60	4.22	4.22	5.06	-	-	-	3.2	13.5	13.8	780	4120	4350	18.9	18.1	17.3	
50 + 50 + 71	3.95	3.95	5.61	-	-	-	3.2	13.5	13.8	780	4120	4350	18.9	18.1	17.3	
50 + 60 + 60	3.97	4.76	4.76	-	-	-	3.2	13.5	13.8	780	4120	4350	18.9	18.1	17.3	
50 + 60 + 71	3.73	4.48	5.30	-	-	-	3.2	13.5	13.8	780	4110	4350	18.9	18.1	17.3	
60 + 60 + 60	4.50	4.50	4.50	-	-	-	3.2	13.5	13.8	780	4110	4350	18.9	18.1	17.3	
60 + 60 + 71	4.24	4.24	5.02	-	-	-	3.2	13.5	13.8	780	4110	4350	18.9	18.1	17.3	
4 room	20 + 20 + 20 + 20	3.00	3.00	3.00	3.00	-	-	3.6	12.0	13.8	950	3270	3920	14.9	14.2	13.6
	20 + 20 + 20 + 25	2.92	2.92	2.92	3.65	-	-	3.6	12.4	13.8	950	3460	3920	15.7	15.1	14.4
	20 + 20 + 20 + 35	2.84	2.84	2.84	4.97	-	-	3.6	13.5	13.8	950	3770	3920	17.2	16.4	15.7
	20 + 20 + 20 + 50	2.45	2.45	2.45	6.14	-	-	3.6	13.5	13.8	950	3760	3920	17.1	16.4	15.7
	20 + 20 + 20 + 60	2.25	2.25	2.25	6.75	-	-	3.6	13.5	13.8	950	3760	3920	17.1	16.4	15.7
	20 + 20 + 20 + 71	2.06	2.06	2.06	7.32	-	-	3.6	13.5	13.8	950	3750	3920	16.9	16.2	15.5
	20 + 20 + 25 + 25	2.84	2.84	3.56	3.56	-	-	3.6	12.8	13.8	950	3510	3920	16.0	15.3	14.6
	20 + 20 + 25 + 35	2.70	2.70	3.38	4.73	-	-	3.6	13.5	13.8	950	3770	3920	17.2	16.4	15.7
	20 + 20 + 25 + 50	2.35	2.35	2.93	5.87	-	-	3.6	13.5	13.8	950	3760	3920	17.1	16.4	15.7
	20 + 20 + 25 + 60	2.16	2.16	2.70	6.48	-	-	3.6	13.5	13.8	950	3750	3920	17.1	16.3	15.6
	20 + 20 + 25 + 71	1.99	1.99	2.48	7.05	-	-	3.6	13.5	13.8	950	3750	3920	17.1	16.3	15.6
	20 + 20 + 35 + 35	2.45	2.45	4.30	4.30	-	-	3.6	13.5	13.8	950	3760	3920	17.1	16.4	15.7
	20 + 20 + 35 + 50	2.16	2.16	3.78	5.40	-	-	3.6	13.5	13.8	950	3750	3920	17.1	16.3	15.6
	20 + 20 + 35 + 60	2.00	2.00	3.50	6.00	-	-	3.6	13.5	13.8	950	3750	3920	17.1	16.3	15.6
	20 + 20 + 35 + 71	1.85	1.85	3.24	6.57	-	-	3.6	13.5	13.8	950	3740	3920	17.0	16.3	15.6
	20 + 20 + 50 + 50	1.93	1.93	4.82	4.82	-	-	3.6	13.5	13.8	950	3740	3920	17.0	16.3	15.6
	20 + 20 + 50 + 60	1.80	1.80	4.50	5.40	-	-	3.6	13.5	13.8	950	3740	3920	17.0	16.3	15.6
	20 + 20 + 50 + 71	1.68	1.68	4.19	5.95	-	-	3.6	13.5	13.8	950	3740	3920	17.0	16.3	15.6
	20 + 20 + 60 + 60	1.69	1.69	5.06	5.06	-	-	3.6	13.5	13.8	950	3740	3920	17.0	16.3	15.6
	20 + 20 + 60 + 71	1.58	1.58	4.74	5.61	-	-	3.6	13.5	13.8	950	3730	3920	17.0	16.2	15.6
	20 + 20 + 71 + 71	1.48	1.48	5.27	5.27	-	-	3.6	13.5	13.8	950	3730	3920	17.0	16.2	15.6
	20 + 25 + 25 + 25	2.78	3.47	3.47	3.47	-	-	3.6	13.2	13.8	950	3620	3920	16.5	15.8	15.1
	20 + 25 + 25 + 35	2.57	3.21	3.21	4.50	-	-	3.6	13.5	13.8	950	3770	3920	17.2	16.4	15.7
	20 + 25 + 25 + 50	2.25	2.81	2.81	5.63	-	-	3.6	13.5	13.8	950	3760	3920	17.1	16.4	15.7
	20 + 25 + 25 + 60	2.08	2.60	2.60	6.23	-	-	3.6	13.5	13.8	950	3750	3920	17.1	16.3	15.6
	20 + 25 + 25 + 71	1.91	2.39	2.39	6.80	-	-	3.6	13.5	13.8	950	3740	3920	17.0	16.3	15.6
	20 + 25 + 35 + 35	2.35	2.93	4.11	4.11	-	-	3.6	13.5	13.8	950	3760	3920	17.1	16.4	15.7
	20 + 25 + 35 + 50	2.08	2.60	3.63	5.19	-	-	3.6	13.5	13.8	950	3750	3920	17.1	16.3	15.6
	20 + 25 + 35 + 60	1.93	2.41	3.38	5.79	-	-	3.6	13.5	13.8	950	3740	3920	17.0	16.3	15.6
	20 + 25 + 35 + 71	1.79	2.24	3.13	6.35	-	-	3.6	13.5	13.8	950	3740	3920	17.0	16.3	15.6
	20 + 25 + 50 + 50	1.86	2.33	4.66	4.66	-	-	3.6	13.5	13.8	950	3740	3920	17.0	16.3	15.6
	20 + 25 + 50 + 60	1.74	2.18	4.35	5.23	-	-	3.6	13.5	13.8	950	3740	3920	17.0	16.3	15.6
	20 + 25 + 50 + 71	1.63	2.03	4.07	5.77	-	-	3.6	13.5	13.8	950	3730	3920	17.0	16.2	15.6
	20 + 25 + 60 + 60	1.64	2.05	4.91	4.91	-	-	3.6	13.5	13.8	950	3730	3920	17.0	16.2	15.6
	20 + 25 + 60 + 71	1.53	1.92	4.60	5.45	-	-	3.6	13.5	13.8	950	3730	3920	17.0	16.2	15.6
	20 + 25 + 71 + 71	1.44	1.80	5.13	5.13	-</										

INVERTER MULTI-SPLIT SYSTEM

Indoor unit combination	Heating capacity (kW)									Power consumption (W)			Standard current (A)			
	Room heating capacity (kW)						Total capacity (kW)			Min.	Standard	Max.	220V	230V	240V	
	A room	B room	C room	D room	E room	F room	Min.	Standard	Max.							
4 room	20 + 35 + 60 + 60	1.54	2.70	4.63	4.63	-	-	3.6	13.5	13.8	950	3730	3920	17.0	16.2	15.6
	20 + 35 + 60 + 71	1.45	2.54	4.35	5.15	-	-	3.6	13.5	13.8	950	3720	3920	16.9	16.2	15.5
	20 + 50 + 50 + 50	1.59	3.97	3.97	3.97	-	-	3.6	13.5	13.8	950	3730	3920	17.0	16.2	15.6
	20 + 50 + 50 + 60	1.50	3.75	3.75	4.50	-	-	3.6	13.5	13.8	950	3730	3920	17.0	16.2	15.6
	20 + 50 + 50 + 71	1.41	3.53	3.53	5.02	-	-	3.6	13.5	13.8	950	3720	3920	16.9	16.2	15.5
	20 + 50 + 60 + 60	1.42	3.55	4.26	4.26	-	-	3.6	13.5	13.8	950	3720	3920	16.9	16.2	15.5
	25 + 25 + 25 + 25	3.38	3.38	3.38	3.38	-	-	3.6	13.5	13.8	950	3770	3920	17.2	16.4	15.7
	25 + 25 + 25 + 35	3.07	3.07	3.07	4.30	-	-	3.6	13.5	13.8	950	3760	3920	17.1	16.4	15.7
	25 + 25 + 25 + 50	2.70	2.70	2.70	5.40	-	-	3.6	13.5	13.8	950	3750	3920	17.1	16.3	15.6
	25 + 25 + 25 + 60	2.50	2.50	2.50	6.00	-	-	3.6	13.5	13.8	950	3750	3920	17.1	16.3	15.6
	25 + 25 + 25 + 71	2.31	2.31	2.31	6.57	-	-	3.6	13.5	13.8	950	3740	3920	17.0	16.3	15.6
	25 + 25 + 35 + 35	2.81	2.81	3.94	3.94	-	-	3.6	13.5	13.8	950	3760	3920	17.1	16.4	15.7
	25 + 25 + 35 + 50	2.50	2.50	3.50	5.00	-	-	3.6	13.5	13.8	950	3750	3920	17.1	16.3	15.6
	25 + 25 + 35 + 60	2.33	2.33	3.26	5.59	-	-	3.6	13.5	13.8	950	3740	3920	17.0	16.3	15.6
	25 + 25 + 35 + 71	2.16	2.16	3.03	6.14	-	-	3.6	13.5	13.8	950	3740	3920	17.0	16.3	15.6
	25 + 25 + 50 + 50	2.25	2.25	4.50	4.50	-	-	3.6	13.5	13.8	950	3740	3920	17.0	16.3	15.6
	25 + 25 + 50 + 60	2.11	2.11	4.22	5.06	-	-	3.6	13.5	13.8	950	3740	3920	17.0	16.3	15.6
	25 + 25 + 50 + 71	1.97	1.97	3.95	5.61	-	-	3.6	13.5	13.8	950	3730	3920	17.0	16.2	15.6
	25 + 25 + 60 + 60	1.99	1.99	4.76	4.76	-	-	3.6	13.5	13.8	950	3730	3920	17.0	16.2	15.6
	25 + 25 + 60 + 71	1.86	1.86	4.48	5.30	-	-	3.6	13.5	13.8	950	3730	3920	17.0	16.2	15.6
	25 + 25 + 71 + 71	1.76	1.76	4.99	4.99	-	-	3.6	13.5	13.8	950	3720	3920	16.9	16.2	15.5
	25 + 35 + 35 + 35	2.60	3.63	3.63	3.63	-	-	3.6	13.5	13.8	950	3750	3920	17.1	16.3	15.6
	25 + 35 + 35 + 50	2.33	3.26	3.26	4.66	-	-	3.6	13.5	13.8	950	3740	3920	17.0	16.3	15.6
	25 + 35 + 35 + 60	2.18	3.05	3.05	5.23	-	-	3.6	13.5	13.8	950	3740	3920	17.0	16.3	15.6
	25 + 35 + 35 + 71	2.03	2.85	2.85	5.77	-	-	3.6	13.5	13.8	950	3730	3920	17.0	16.2	15.6
	25 + 35 + 50 + 50	2.11	2.95	4.22	4.22	-	-	3.6	13.5	13.8	950	3740	3920	17.0	16.3	15.6
	25 + 35 + 50 + 60	1.99	2.78	3.97	4.76	-	-	3.6	13.5	13.8	950	3730	3920	17.0	16.2	15.6
	25 + 35 + 50 + 71	1.86	2.61	3.73	5.30	-	-	3.6	13.5	13.8	950	3730	3920	17.0	16.2	15.6
	25 + 35 + 60 + 60	1.88	2.63	4.50	4.50	-	-	3.6	13.5	13.8	950	3730	3920	17.0	16.2	15.6
	25 + 35 + 60 + 71	1.77	2.47	4.24	5.02	-	-	3.6	13.5	13.8	950	3720	3920	16.9	16.2	15.5
	25 + 50 + 50 + 50	1.93	3.86	3.86	3.86	-	-	3.6	13.5	13.8	950	3730	3920	17.0	16.2	15.6
	25 + 50 + 50 + 60	1.82	3.65	3.65	4.38	-	-	3.6	13.5	13.8	950	3720	3920	16.9	16.2	15.5
	25 + 50 + 60 + 60	1.73	3.46	4.15	4.15	-	-	3.6	13.5	13.8	950	3720	3920	16.9	16.2	15.5
	35 + 35 + 35 + 35	3.38	3.38	3.38	3.38	-	-	3.6	13.5	13.8	950	3740	3920	17.0	16.3	15.6
	35 + 35 + 35 + 50	3.05	3.05	3.05	4.35	-	-	3.6	13.5	13.8	950	3740	3920	17.0	16.3	15.6
	35 + 35 + 35 + 60	2.86	2.86	2.86	4.91	-	-	3.6	13.5	13.8	950	3730	3920	17.0	16.2	15.6
35 + 35 + 35 + 71	2.68	2.68	2.68	5.45	-	-	3.6	13.5	13.8	950	3730	3920	17.0	16.2	15.6	
35 + 35 + 50 + 50	2.78	2.78	3.97	3.97	-	-	3.6	13.5	13.8	950	3730	3920	17.0	16.2	15.6	
35 + 35 + 50 + 60	2.63	2.63	3.75	4.50	-	-	3.6	13.5	13.8	950	3730	3920	17.0	16.2	15.6	
35 + 35 + 50 + 71	2.47	2.47	3.53	5.02	-	-	3.6	13.5	13.8	950	3720	3920	16.9	16.2	15.5	
35 + 35 + 60 + 60	2.49	2.49	4.26	4.26	-	-	3.6	13.5	13.8	950	3720	3920	16.9	16.2	15.5	
35 + 50 + 50 + 50	2.55	3.65	3.65	3.65	-	-	3.6	13.5	13.8	950	3720	3920	16.9	16.2	15.5	
35 + 50 + 50 + 60	2.42	3.46	3.46	4.15	-	-	3.6	13.5	13.8	950	3720	3920	16.9	16.2	15.5	
5 room	20 + 20 + 20 + 20 + 20	2.70	2.70	2.70	2.70	2.70	-	4.0	13.5	13.8	1050	3450	3470	15.7	15.0	14.4
	20 + 20 + 20 + 20 + 25	2.57	2.57	2.57	2.57	3.21	-	4.0	13.5	13.8	1050	3450	3470	15.7	15.0	14.4
	20 + 20 + 20 + 20 + 35	2.35	2.35	2.35	2.35	4.11	-	4.0	13.5	13.8	1050	3440	3470	15.7	15.0	14.3
	20 + 20 + 20 + 20 + 50	2.08	2.08	2.08	2.08	5.19	-	4.0	13.5	13.8	1050	3430	3470	15.6	14.9	14.3
	20 + 20 + 20 + 20 + 60	1.93	1.93	1.93	1.93	5.79	-	4.0	13.5	13.8	1050	3430	3470	15.6	14.9	14.3
	20 + 20 + 20 + 20 + 71	1.79	1.79	1.79	1.79	6.35	-	4.0	13.5	13.8	1050	3420	3470	15.6	14.9	14.3
	20 + 20 + 20 + 25 + 25	2.45	2.45	2.45	3.07	3.07	-	4.0	13.5	13.8	1050	3450	3470	15.7	15.0	14.4
	20 + 20 + 20 + 25 + 35	2.25	2.25	2.25	2.81	3.94	-	4.0	13.5	13.8	1050	3440	3470	15.7	15.0	14.3
	20 + 20 + 20 + 25 + 50	2.00	2.00	2.00	2.50	5.00	-	4.0	13.5	13.8	1050	3430	3470	15.6	14.9	14.3
	20 + 20 + 20 + 25 + 60	1.86	1.86	1.86	2.33	5.59	-	4.0	13.5	13.8	1050	3420	3470	15.6	14.9	14.3
	20 + 20 + 20 + 25 + 71	1.73	1.73	1.73	2.16	6.14	-	4.0	13.5	13.8	1050	3420	3470	15.6	14.9	14.3
	20 + 20 + 20 + 35 + 35	2.08	2.08	2.08	3.63	3.63	-	4.0	13.5	13.8	1050	3430	3470	15.6	14.9	14.3
	20 + 20 + 20 + 35 + 50	1.86	1.86	1.86	3.26	4.66	-	4.0	13.5	13.8	1050	3420	3470	15.6	14.9	14.3
	20 + 20 + 20 + 35 + 60	1.74	1.74	1.74	3.05	5.23	-	4.0	13.5	13.8	1050	3420	3470	15.6	14.9	14.3
	20 + 20 + 20 + 35 + 71	1.63	1.63	1.63	2.85	5.77	-	4.0	13.5	13.8	1050	3410	3470	15.5	14.8	14.2
	20 + 20 + 20 + 50 + 50	1.69	1.69	1.69	4.22	4.22	-	4.0	13.5	13.8	1050	3410	3470	15.5	14.8	14.2
	20 + 20 + 20 + 50 + 60	1.59	1.59	1.59	3.97	4.76	-	4.0	13.5	13.8	1050	3410	3470	15.5	14.8	14.2
	20 + 20 + 20 + 60 + 60	1.50	1.50	1.50	4.50	4.50	-	4.0	13.5	13.8	1050	3400	3470	15.5	14.8	14.2
	20 + 20 + 20 + 60 + 71	1.41	1.41	1.41	4.24	5.02	-	4.0	13.5	13.8	1050	3390	3470	15.4	14.8	14.1
	20 + 20 + 25 + 25 + 25	2.35	2.35	2.93	2.93	2.93	-	4.0	13.5	13.8	1050	3440	3470	15.7	15.0	14.3
	20 + 20 + 25 + 25 + 35	2.16	2.16	2.70	2.70	3.78	-	4.0	13.5	13.8	1050	3440	3470	15.7	15.0	14.3
	20 + 20 + 25 + 25 + 50	1.93	1.93	2.41	2.41	4.82	-	4.0	13.5	13.8	1050	3430	3470	15.6	14.9	14.3
	20 + 20 + 25 + 25 + 60	1.80	1.80	2.25	2.25	5.40	-	4.0	13.5	13.8	1050	3420	3470	15.6	14.9	14.3
	20 + 20 + 25 + 25 + 71	1.68	1.68	2.10	2.10	5.95	-	4.0	13.5	13.8	1050	3410	3470	15.5	14.8	14.2
	20 + 20 + 25 + 35 + 35	2.00	2.00	2.50	3.50	3.50	-	4.0	13.5	13.8	1050	3430	3470	15.6	14.9	14.3
	20 + 20 + 25 + 35 + 50	1.80	1.80	2.25	3.15	4.50	-	4.0	13.5	13.8	1050	3420	3470	15.6	14.9	14.3
	20 + 20 + 25 + 35 + 60	1.69	1.69	2.11	2.95	5.06	-	4.0	13.5	13.8	1050	3410	3470	15.5	14.8	14.2
	20 + 20 + 25 + 35 + 71	1.58	1.58	1.97	2.76	5.61	-	4.0	13.5	13.8	1050	3410	3470	15.5	14.8	14.2
	20 + 20 + 25 + 50 + 50	1.64	1.64	2.05	4.09	4.09	-	4.0	13.5	13.8	1050	3410	3470	15.5	14.8	14.2
	20 + 20 + 25 + 50 + 60	1.54	1.54	1.93	3.86	4.63	-	4.0	13.5	13.8	1050	3410	3470	15.5	14.8	14.2
	20 + 20 + 25 + 50 + 71	1.45	1.45	1.81	3.63	5.15	-	4.0	13.5	13.8	1050	3400	3470	15.5	14.8	14.2
	20 + 20 + 25 + 60 + 60	1.46	1.46	1.82	4.38	4.38	-	4.0	13.5	13.8	1050	3400	3470	15.5	14.8	14.2
	20 + 20 + 35 + 35 + 35	1.86	1.86	3.26	3.26	3.26	-	4.0	13.5	13.8	1050	3420	3470	15.6	14.9	14.3
	20 + 20 + 35 + 35 + 50	1.69	1.69	2.95	2.95	4.22	-	4.0	13.5	13.8	1050	3410	3470	15.5	14.8	14.2
	20 + 20 + 35 + 35 + 60	1.59	1.59	2.78	2.78	4.76	-	4.0	13.5	13.8	1050	3410	3470	15.5	14.8	14.2
	20 + 20 + 35 + 35 + 71	1.49	1.49	2.61	2.61	5.30	-	4.0	13.5	13.8						

Indoor unit combination	Heating capacity (kW)									Power consumption (W)			Standard current (A)		
	Room heating capacity (kW)						Total capacity (kW)			Min.	Standard	Max.	220V	230V	240V
	A room	B room	C room	D room	E room	F room	Min.	Standard	Max.						
20 + 25 + 25 + 35 + 71	1.53	1.92	1.92	2.68	5.45	-	4.0	13.5	13.8	1050	3410	3470	15.5	14.8	14.2
20 + 25 + 25 + 50 + 50	1.59	1.99	1.99	3.97	3.97	-	4.0	13.5	13.8	1050	3410	3470	15.5	14.8	14.2
20 + 25 + 25 + 50 + 60	1.50	1.88	1.88	3.75	4.50	-	4.0	13.5	13.8	1050	3400	3470	15.5	14.8	14.2
20 + 25 + 25 + 50 + 71	1.41	1.77	1.77	3.53	5.02	-	4.0	13.5	13.8	1050	3390	3470	15.4	14.8	14.1
20 + 25 + 25 + 60 + 60	1.42	1.78	1.78	4.26	4.26	-	4.0	13.5	13.8	1050	3390	3470	15.4	14.8	14.1
20 + 25 + 35 + 35 + 35	1.80	2.25	3.15	3.15	3.15	-	4.0	13.5	13.8	1050	3420	3470	15.6	14.9	14.3
20 + 25 + 35 + 35 + 50	1.64	2.05	2.86	2.86	4.09	-	4.0	13.5	13.8	1050	3410	3470	15.5	14.8	14.2
20 + 25 + 35 + 35 + 60	1.54	1.93	2.70	2.70	4.63	-	4.0	13.5	13.8	1050	3410	3470	15.5	14.8	14.2
20 + 25 + 35 + 35 + 71	1.45	1.81	2.54	2.54	5.15	-	4.0	13.5	13.8	1050	3400	3470	15.5	14.8	14.2
20 + 25 + 35 + 50 + 50	1.50	1.88	2.63	3.75	3.75	-	4.0	13.5	13.8	1050	3400	3470	15.5	14.8	14.2
20 + 25 + 35 + 50 + 60	1.42	1.78	2.49	3.55	4.26	-	4.0	13.5	13.8	1050	3390	3470	15.4	14.8	14.1
20 + 25 + 50 + 50 + 50	1.38	1.73	3.46	3.46	3.46	-	4.0	13.5	13.8	1050	3390	3470	15.4	14.8	14.1
20 + 35 + 35 + 35 + 35	1.69	2.95	2.95	2.95	2.95	-	4.0	13.5	13.8	1050	3410	3470	15.5	14.8	14.2
20 + 35 + 35 + 35 + 50	1.54	2.70	2.70	2.70	3.86	-	4.0	13.5	13.8	1050	3410	3470	15.5	14.8	14.2
20 + 35 + 35 + 35 + 60	1.46	2.55	2.55	2.55	4.38	-	4.0	13.5	13.8	1050	3400	3470	15.5	14.8	14.2
20 + 35 + 35 + 50 + 50	1.42	2.49	2.49	3.55	3.55	-	4.0	13.5	13.8	1050	3390	3470	15.4	14.8	14.1
25 + 25 + 25 + 25 + 25	2.70	2.70	2.70	2.70	2.70	-	4.0	13.5	13.8	1050	3440	3470	15.7	15.0	14.3
25 + 25 + 25 + 25 + 35	2.50	2.50	2.50	2.50	3.50	-	4.0	13.5	13.8	1050	3430	3470	15.6	14.9	14.3
25 + 25 + 25 + 25 + 50	2.25	2.25	2.25	2.25	4.50	-	4.0	13.5	13.8	1050	3420	3470	15.6	14.9	14.3
25 + 25 + 25 + 25 + 60	2.11	2.11	2.11	2.11	5.06	-	4.0	13.5	13.8	1050	3410	3470	15.5	14.8	14.2
25 + 25 + 25 + 25 + 71	1.97	1.97	1.97	1.97	5.61	-	4.0	13.5	13.8	1050	3410	3470	15.5	14.8	14.2
25 + 25 + 25 + 35 + 35	2.33	2.33	2.33	3.26	3.26	-	4.0	13.5	13.8	1050	3420	3470	15.6	14.9	14.3
25 + 25 + 25 + 35 + 50	2.11	2.11	2.11	2.95	4.22	-	4.0	13.5	13.8	1050	3410	3470	15.5	14.8	14.2
25 + 25 + 25 + 35 + 60	1.99	1.99	1.99	2.78	4.76	-	4.0	13.5	13.8	1050	3410	3470	15.5	14.8	14.2
25 + 25 + 25 + 35 + 71	1.86	1.86	1.86	2.61	5.30	-	4.0	13.5	13.8	1050	3400	3470	15.5	14.8	14.2
25 + 25 + 25 + 50 + 50	1.93	1.93	1.93	3.86	3.86	-	4.0	13.5	13.8	1050	3410	3470	15.5	14.8	14.2
25 + 25 + 25 + 50 + 60	1.82	1.82	1.82	3.65	4.38	-	4.0	13.5	13.8	1050	3400	3470	15.5	14.8	14.2
25 + 25 + 25 + 60 + 60	1.73	1.73	1.73	4.15	4.15	-	4.0	13.5	13.8	1050	3390	3470	15.4	14.8	14.1
25 + 25 + 35 + 35 + 35	2.18	2.18	3.05	3.05	3.05	-	4.0	13.5	13.8	1050	3420	3470	15.6	14.9	14.3
25 + 25 + 35 + 35 + 50	1.99	1.99	2.78	2.78	3.97	-	4.0	13.5	13.8	1050	3410	3470	15.5	14.8	14.2
25 + 25 + 35 + 35 + 60	1.88	1.88	2.63	2.63	4.50	-	4.0	13.5	13.8	1050	3400	3470	15.5	14.8	14.2
25 + 25 + 35 + 35 + 71	1.77	1.77	2.47	2.47	5.02	-	4.0	13.5	13.8	1050	3390	3470	15.4	14.8	14.1
25 + 25 + 35 + 50 + 50	1.82	1.82	2.55	3.65	3.65	-	4.0	13.5	13.8	1050	3400	3470	15.5	14.8	14.2
25 + 25 + 35 + 50 + 60	1.73	1.73	2.42	3.46	4.15	-	4.0	13.5	13.8	1050	3390	3470	15.4	14.8	14.1
25 + 35 + 35 + 35 + 35	2.05	2.86	2.86	2.86	2.86	-	4.0	13.5	13.8	1050	3410	3470	15.5	14.8	14.2
25 + 35 + 35 + 35 + 50	1.88	2.63	2.63	2.63	3.75	-	4.0	13.5	13.8	1050	3400	3470	15.5	14.8	14.2
25 + 35 + 35 + 35 + 60	1.78	2.49	2.49	2.49	4.26	-	4.0	13.5	13.8	1050	3390	3470	15.4	14.8	14.1
25 + 35 + 35 + 50 + 50	1.73	2.42	2.42	3.46	3.46	-	4.0	13.5	13.8	1050	3390	3470	15.4	14.8	14.1
35 + 35 + 35 + 35 + 35	2.70	2.70	2.70	2.70	2.70	-	4.0	13.5	13.8	1050	3410	3470	15.5	14.8	14.2
35 + 35 + 35 + 35 + 50	2.49	2.49	2.49	2.49	3.55	-	4.0	13.5	13.8	1050	3390	3470	15.4	14.8	14.1
20 + 20 + 20 + 20 + 20	2.25	2.25	2.25	2.25	2.25	2.25	4.5	13.5	13.8	1150	3330	3420	15.2	14.5	13.9
20 + 20 + 20 + 20 + 25	2.16	2.16	2.16	2.16	2.16	2.70	4.5	13.5	13.8	1150	3330	3420	15.2	14.5	13.9
20 + 20 + 20 + 20 + 35	2.00	2.00	2.00	2.00	2.00	3.50	4.5	13.5	13.8	1150	3330	3420	15.2	14.5	13.9
20 + 20 + 20 + 20 + 50	1.80	1.80	1.80	1.80	1.80	4.50	4.5	13.5	13.8	1150	3320	3420	15.1	14.4	13.8
20 + 20 + 20 + 20 + 60	1.69	1.69	1.69	1.69	1.69	5.06	4.5	13.5	13.8	1150	3320	3420	15.1	14.4	13.8
20 + 20 + 20 + 20 + 71	1.58	1.58	1.58	1.58	1.58	5.61	4.5	13.5	13.8	1150	3310	3420	15.1	14.4	13.8
20 + 20 + 20 + 25 + 25	2.08	2.08	2.08	2.08	2.60	2.60	4.5	13.5	13.8	1150	3330	3420	15.2	14.5	13.9
20 + 20 + 20 + 25 + 35	1.93	1.93	1.93	1.93	2.41	3.38	4.5	13.5	13.8	1150	3320	3420	15.1	14.4	13.8
20 + 20 + 20 + 25 + 50	1.74	1.74	1.74	1.74	2.18	4.35	4.5	13.5	13.8	1150	3320	3420	15.1	14.4	13.8
20 + 20 + 20 + 25 + 60	1.64	1.64	1.64	1.64	2.05	4.91	4.5	13.5	13.8	1150	3320	3420	15.1	14.4	13.8
20 + 20 + 20 + 25 + 71	1.53	1.53	1.53	1.53	1.92	5.45	4.5	13.5	13.8	1150	3310	3420	15.1	14.4	13.8
20 + 20 + 20 + 35 + 35	1.80	1.80	1.80	1.80	3.15	3.15	4.5	13.5	13.8	1150	3320	3420	15.1	14.4	13.8
20 + 20 + 20 + 35 + 50	1.64	1.64	1.64	1.64	2.86	4.09	4.5	13.5	13.8	1150	3320	3420	15.1	14.4	13.8
20 + 20 + 20 + 35 + 60	1.54	1.54	1.54	1.54	2.70	4.63	4.5	13.5	13.8	1150	3310	3420	15.1	14.4	13.8
20 + 20 + 20 + 35 + 71	1.45	1.45	1.45	1.45	2.54	5.15	4.5	13.5	13.8	1150	3310	3420	15.1	14.4	13.8
20 + 20 + 20 + 50 + 50	1.50	1.50	1.50	1.50	3.75	3.75	4.5	13.5	13.8	1150	3310	3420	15.1	14.4	13.8
20 + 20 + 20 + 50 + 60	1.42	1.42	1.42	1.42	3.55	4.26	4.5	13.5	13.8	1150	3310	3420	15.1	14.4	13.8
20 + 20 + 20 + 25 + 25 + 25	2.00	2.00	2.00	2.50	2.50	2.50	4.5	13.5	13.8	1150	3330	3420	15.2	14.5	13.9
20 + 20 + 20 + 25 + 25 + 35	1.86	1.86	1.86	2.33	2.33	3.26	4.5	13.5	13.8	1150	3320	3420	15.1	14.4	13.8
20 + 20 + 20 + 25 + 25 + 50	1.69	1.69	1.69	2.11	2.11	4.22	4.5	13.5	13.8	1150	3320	3420	15.1	14.4	13.8
20 + 20 + 20 + 25 + 25 + 60	1.59	1.59	1.59	1.99	1.99	4.76	4.5	13.5	13.8	1150	3310	3420	15.1	14.4	13.8
20 + 20 + 20 + 25 + 25 + 71	1.49	1.49	1.49	1.86	1.86	5.30	4.5	13.5	13.8	1150	3310	3420	15.1	14.4	13.8
20 + 20 + 20 + 25 + 35 + 35	1.74	1.74	1.74	2.18	3.05	3.05	4.5	13.5	13.8	1150	3320	3420	15.1	14.4	13.8
20 + 20 + 20 + 25 + 35 + 50	1.59	1.59	1.59	1.99	2.78	3.97	4.5	13.5	13.8	1150	3310	3420	15.1	14.4	13.8
20 + 20 + 20 + 25 + 35 + 60	1.50	1.50	1.50	1.88	2.63	4.50	4.5	13.5	13.8	1150	3310	3420	15.1	14.4	13.8
20 + 20 + 20 + 25 + 50 + 50	1.46	1.46	1.46	1.82	3.65	3.65	4.5	13.5	13.8	1150	3310	3420	15.1	14.4	13.8
20 + 20 + 20 + 25 + 50 + 60	1.38	1.38	1.38	1.73	3.46	4.15	4.5	13.5	13.8	1150	3310	3420	15.1	14.4	13.8
20 + 20 + 20 + 35 + 35 + 35	1.64	1.64	1.64	2.86	2.86	2.86	4.5	13.5	13.8	1150	3320	3420	15.1	14.4	13.8
20 + 20 + 20 + 35 + 35 + 50	1.50	1.50	1.50	2.63	3.75	3.75	4.5	13.5	13.8	1150	3310	3420	15.1	14.4	13.8
20 + 20 + 20 + 35 + 35 + 60	1.42	1.42	1.42	2.49	2.49	4.26	4.5	13.5	13.8	1150	3310	3420	15.1	14.4	13.8
20 + 20 + 20 + 35 + 50 + 50	1.38	1.38	1.38	2.42	3.46	3.46	4.5	13.5	13.8	1150	3310	3420	15.1	14.4	13.8
20 + 20 + 25 + 25 + 25 + 25	1.93	1.93	2.41	2.41	2.41	2.41	4.5	13.5	13.8	1150	3320	3420	15.1	14.4	13.8
20 + 20 + 25 + 25 + 25 + 35	1.80	1.80	2.25	2.25	2.25	3.15	4.5	13.5	13.8	1150	3320	3420	15.1	14.4	13.8
20 + 20 + 25 + 25 + 25 + 50	1.64	1.64	2.05	2.05	2.05	4.09	4.5	13.5	13.8	1150	3320	3420	15.1	14.4	13.8
20 + 20 + 25 + 25 + 25 + 60	1.54	1.54	1.93	1.93	1.93	4.63	4.5	13.5	13.8	1150	3310	3420	15.1	14.4	13.8

INVERTER MULTI-SPLIT SYSTEM

Indoor unit combination	Heating capacity (kW)									Power consumption (W)			Standard current (A)		
	Room heating capacity (kW)						Total capacity (kW)			Min.	Standard	Max.	220V	230V	240V
	A room	B room	C room	D room	E room	F room	Min.	Standard	Max.						
20+25+25+25+35+50	1.50	1.88	1.88	1.88	2.63	3.75	4.5	13.5	13.8	1150	3310	3420	15.1	14.4	13.8
20+25+25+25+35+60	1.42	1.78	1.78	1.78	2.49	4.26	4.5	13.5	13.8	1150	3310	3420	15.1	14.4	13.8
20+25+25+25+50+50	1.38	1.73	1.73	1.73	3.46	3.46	4.5	13.5	13.8	1150	3310	3420	15.1	14.4	13.8
20+25+25+35+35+35	1.54	1.93	1.93	2.70	2.70	2.70	4.5	13.5	13.8	1150	3310	3420	15.1	14.4	13.8
20+25+25+35+35+50	1.42	1.78	1.78	2.49	2.49	3.55	4.5	13.5	13.8	1150	3310	3420	15.1	14.4	13.8
20+25+35+35+35+35	1.46	1.82	2.55	2.55	2.55	2.55	4.5	13.5	13.8	1150	3310	3420	15.1	14.4	13.8
20+35+35+35+35+35	1.38	2.42	2.42	2.42	2.42	2.42	4.5	13.5	13.8	1150	3310	3420	15.1	14.4	13.8
25+25+25+25+25+35	2.11	2.11	2.11	2.11	2.11	2.95	4.5	13.5	13.8	1150	3320	3420	15.1	14.4	13.8
25+25+25+25+25+50	1.93	1.93	1.93	1.93	1.93	3.86	4.5	13.5	13.8	1150	3310	3420	15.1	14.4	13.8
25+25+25+25+25+60	1.82	1.82	1.82	1.82	1.82	4.38	4.5	13.5	13.8	1150	3310	3420	15.1	14.4	13.8
25+25+25+25+35+35	1.99	1.99	1.99	1.99	2.78	2.78	4.5	13.5	13.8	1150	3310	3420	15.1	14.4	13.8
25+25+25+25+35+50	1.82	1.82	1.82	1.82	2.55	3.65	4.5	13.5	13.8	1150	3310	3420	15.1	14.4	13.8
25+25+25+25+35+60	1.73	1.73	1.73	1.73	2.42	4.15	4.5	13.5	13.8	1150	3310	3420	15.1	14.4	13.8
25+25+25+35+35+35	1.88	1.88	1.88	2.63	2.63	2.63	4.5	13.5	13.8	1150	3310	3420	15.1	14.4	13.8
25+25+25+35+35+50	1.73	1.73	1.73	2.42	2.42	3.46	4.5	13.5	13.8	1150	3310	3420	15.1	14.4	13.8
25+25+35+35+35+35	1.78	1.78	2.49	2.49	2.49	2.49	4.5	13.5	13.8	1150	3310	3420	15.1	14.4	13.8

**Table of Indoor unit combination SCM125ZJ-S1
<with indoor unit except all indoor unit SRK-ZJX-S/S1 type only>
(Cooling operation)**

Indoor unit combination	Cooling capacity (kW)						Power consumption (W)			Standard current (A)				
	Room cooling capacity (kW)					Total capacity (kW)	Min.	Standard	Max.	220V	230V	240V		
	A room	B room	C room	D room	E room	F room							Min.	Standard
20	2.0	-	-	-	-	1.8	2.0	2.7	650	780	1100	3.6	3.4	3.3
25	2.5	-	-	-	-	1.8	2.5	3.2	650	1000	1350	4.6	4.4	4.2
35	3.5	-	-	-	-	1.8	3.5	3.7	650	1500	1600	6.9	6.6	6.3
50	5.0	-	-	-	-	1.8	5.0	5.8	650	2150	2500	9.9	9.4	9.0
60	6.0	-	-	-	-	1.8	6.0	6.7	650	2720	3000	12.5	11.9	11.4
71	7.1	-	-	-	-	1.8	7.1	7.2	650	3250	3080	14.9	14.3	13.7
20+20	2.00	2.00	-	-	-	3.0	4.0	5.4	740	960	1460	4.4	4.2	4.0
20+25	2.00	2.50	-	-	-	3.0	4.5	5.9	740	1100	1820	5.1	4.8	4.6
20+35	2.00	3.50	-	-	-	3.0	5.5	6.4	740	1500	2020	6.9	6.6	6.3
20+50	2.00	5.00	-	-	-	3.0	7.0	8.5	740	2290	2820	10.5	10.1	9.6
20+60	2.00	6.00	-	-	-	3.0	8.0	9.4	740	2660	3360	12.2	11.7	11.2
20+71	2.00	7.10	-	-	-	3.0	9.1	9.9	740	3100	3780	14.1	13.5	12.9
25+25	2.50	2.50	-	-	-	3.0	5.0	6.8	740	1420	2200	6.5	6.2	6.0
25+35	2.50	3.50	-	-	-	3.0	6.0	6.9	740	1810	2320	8.3	7.9	7.6
25+50	2.50	5.00	-	-	-	3.0	7.5	9.0	740	2470	3220	11.3	10.8	10.4
25+60	2.50	6.00	-	-	-	3.0	8.5	9.4	740	2810	3360	12.9	12.3	11.8
25+71	2.53	7.17	-	-	-	3.0	9.7	10.4	740	3350	4020	15.4	14.7	14.1
35+35	3.50	3.50	-	-	-	3.0	7.0	7.4	740	2290	2820	10.5	10.1	9.6
35+50	3.50	5.00	-	-	-	3.0	8.5	9.5	740	2810	3620	12.9	12.3	11.8
35+60	3.50	6.00	-	-	-	3.0	9.5	10.4	740	3280	3990	15.1	14.4	13.8
35+71	3.50	7.10	-	-	-	3.0	10.6	10.9	740	3760	4250	17.1	16.3	15.7
50+50	5.00	5.00	-	-	-	3.0	10.0	10.8	740	3520	4050	16.2	15.5	14.8
50+60	5.00	6.00	-	-	-	3.0	11.0	12.0	740	3870	4410	17.8	17.0	16.3
50+71	4.96	7.04	-	-	-	3.0	12.0	12.0	740	4410	4410	20.0	19.2	18.4
60+60	6.00	6.00	-	-	-	3.0	12.0	12.0	740	4410	4410	20.2	19.4	18.6
60+71	5.73	6.77	-	-	-	3.0	12.5	12.5	740	4710	4710	21.4	20.5	19.6
71+71	6.25	6.25	-	-	-	3.0	12.5	12.5	740	4710	4710	21.2	20.3	19.4
20+20+20	2.00	2.00	2.00	-	-	3.7	6.0	8.1	880	1530	2560	7.0	6.7	6.4
20+20+25	2.00	2.00	2.50	-	-	3.7	6.5	8.6	880	1730	2700	7.9	7.6	7.3
20+20+35	2.00	2.00	3.50	-	-	3.7	7.5	9.1	880	2080	3120	9.6	9.1	8.8
20+20+50	2.00	2.00	5.00	-	-	3.7	9.0	11.2	880	2730	4120	12.5	12.0	11.5
20+20+60	2.00	2.00	6.00	-	-	3.7	10.0	12.1	880	3280	4680	15.1	14.4	13.8
20+20+71	2.00	2.00	7.10	-	-	3.7	11.1	12.6	880	3930	4710	18.0	17.3	16.5
20+25+25	2.00	2.50	2.50	-	-	3.7	7.0	9.1	880	1940	3210	8.9	8.5	8.2
20+25+35	2.00	2.50	3.50	-	-	3.7	8.0	9.6	880	2440	3450	11.2	10.7	10.3
20+25+50	2.00	2.50	5.00	-	-	3.7	9.5	11.7	880	3130	4480	14.4	13.7	13.2
20+25+60	2.00	2.50	6.00	-	-	3.7	10.5	12.6	880	3770	4800	17.3	16.6	15.9
20+25+71	2.00	2.50	7.10	-	-	3.7	11.6	12.6	880	4210	4800	19.1	18.3	17.5
20+35+35	2.00	3.50	3.50	-	-	3.7	9.0	10.1	880	2920	3850	13.4	12.8	12.3
20+35+50	2.00	3.50	5.00	-	-	3.7	10.5	12.0	880	3770	4450	17.3	16.6	15.9
20+35+60	2.00	3.50	6.00	-	-	3.7	11.5	12.6	880	4150	4800	19.1	18.2	17.5
20+35+71	1.98	3.47	7.04	-	-	4.7	12.5	12.6	880	4670	4800	21.2	20.3	19.5
20+50+50	2.00	5.00	5.00	-	-	3.7	12.0	12.6	880	4440	4800	20.4	19.5	18.7
20+50+60	1.92	4.81	5.77	-	-	3.7	12.5	12.6	880	4670	4800	21.4	20.5	19.7
20+50+71	1.77	4.43	6.29	-	-	3.7	12.5	12.6	881	4670	4800	21.4	20.5	19.7
20+60+60	1.79	5.36	5.36	-	-	3.7	12.5	12.6	881	4670	4800	21.4	20.5	19.7
20+60+71	1.66	4.97	5.88	-	-	3.7	12.5	12.6	881	4670	4800	21.4	20.5	19.7
20+71+71	1.54	5.48	5.48	-	-	3.7	12.5	12.6	881	4660	4800	21.4	20.5	19.6
25+25+25	2.50	2.50	2.50	-	-	3.7	7.5	9.6	880	2130	3640	9.8	9.4	9.0
25+25+35	2.50	2.50	3.50	-	-	3.7	8.5	10.1	880	2650	3900	12.2	11.6	11.2
25+25+50	2.50	2.50	5.00	-	-	3.7	10.0	12.6	880	3420	4800	15.7	15.0	14.4
25+25+60	2.50	2.50	6.00	-	-	3.7	11.0	12.6	880	3910	4800	18.0	17.2	16.5
25+25+71	2.58	2.58	7.33	-	-	3.7	12.5	12.6	880	4670	4800	21.2	20.3	19.5
25+35+35	2.50	3.50	3.50	-	-	3.7	9.5	10.4	880	3130	3910	14.4	13.7	13.2
25+35+50	2.50	3.50	5.00	-	-	3.7	11.0	12.6	880	3910	4800	18.0	17.2	16.5
25+35+60	2.50	3.50	6.00	-	-	3.7	12.0	12.6	880	4440	4800	20.4	19.5	18.7
25+35+71	2.39	3.34	6.77	-	-	3.7	12.5	12.6	880	4670	4800	21.4	20.5	19.7
25+50+50	2.50	5.00	5.00	-	-	3.7	12.5	12.6	880	4670	4800	21.4	20.5	19.7
25+50+60	2.31	4.63	5.56	-	-	3.7	12.5	12.6	880	4670	4800	21.4	20.5	19.7
25+50+71	2.14	4.28	6.08	-	-	3.7	12.5	12.6	880	4670	4800	21.4	20.5	19.7
25+60+60	2.16	5.17	5.17	-	-	3.7	12.5	12.6	880	4670	4800	21.4	20.5	19.7
25+60+71	2.00	4.81	5.69	-	-	3.7	12.5	12.6	880	4670	4800	21.4	20.5	19.7
25+71+71	1.87	5.31	5.31	-	-	3.7	12.5	12.6	880	4670	4800	21.4	20.5	19.7
35+35+35	3.50	3.50	3.50	-	-	3.7	10.5	10.9	880	3770	4180	17.3	16.6	15.9

Indoor unit combination	Cooling capacity (kW)									Power consumption (W)			Standard current (A)			
	Room cooling capacity (kW)						Total capacity (kW)			Min.	Standard	Max.	220V	230V	240V	
	A room	B room	C room	D room	E room	F room	Min.	Standard	Max.							
3 room	35 + 35 + 50	3.50	3.50	5.00	-	-	-	3.7	12.0	12.6	880	4440	4800	20.4	19.5	18.7
	35 + 35 + 60	3.37	3.37	5.77	-	-	-	3.7	12.5	12.6	880	4670	4800	21.4	20.5	19.7
	35 + 35 + 71	3.10	3.10	6.29	-	-	-	3.7	12.5	12.6	880	4660	4800	21.2	20.3	19.4
	35 + 50 + 50	3.24	4.63	4.63	-	-	-	3.7	12.5	12.6	880	4670	4800	21.4	20.5	19.7
	35 + 50 + 60	3.02	4.31	5.17	-	-	-	3.7	12.5	12.6	880	4660	4800	21.4	20.5	19.6
	35 + 50 + 71	2.80	4.01	5.69	-	-	-	3.7	12.5	12.6	880	4660	4800	21.4	20.5	19.6
	35 + 60 + 60	2.82	4.84	4.84	-	-	-	3.7	12.5	12.6	880	4660	4800	21.4	20.5	19.6
	35 + 60 + 71	2.64	4.52	5.35	-	-	-	3.7	12.5	12.6	880	4660	4800	21.4	20.5	19.6
	35 + 71 + 71	2.47	5.01	5.01	-	-	-	3.7	12.5	12.6	880	4650	4800	21.3	20.4	19.6
	50 + 50 + 50	4.17	4.17	4.17	-	-	-	3.7	12.5	12.6	880	4660	4800	21.4	20.5	19.6
	50 + 50 + 60	3.91	3.91	4.69	-	-	-	3.7	12.5	12.6	880	4660	4800	21.4	20.5	19.6
	50 + 50 + 71	3.65	3.65	5.19	-	-	-	3.7	12.5	12.6	880	4650	4800	21.3	20.4	19.6
	50 + 60 + 60	3.68	4.41	4.41	-	-	-	3.7	12.5	12.6	880	4650	4800	21.3	20.4	19.6
	50 + 60 + 71	3.45	4.14	4.90	-	-	-	3.7	12.5	12.6	880	4650	4800	21.3	20.4	19.6
	60 + 60 + 60	4.17	4.17	4.17	-	-	-	3.7	12.5	12.6	880	4650	4800	21.3	20.4	19.6
	60 + 60 + 71	3.93	3.93	4.65	-	-	-	3.7	12.5	12.6	880	4650	4800	21.3	20.4	19.6
4 room	20 + 20 + 20 + 20	2.00	2.00	2.00	2.00	-	-	4.4	8.0	10.8	1100	2110	3680	9.6	9.2	8.8
	20 + 20 + 20 + 25	2.00	2.00	2.00	2.50	-	-	4.4	8.5	11.3	1100	2390	3890	10.9	10.4	10.0
	20 + 20 + 20 + 35	2.00	2.00	2.00	3.50	-	-	4.4	9.5	11.8	1100	2900	4350	13.2	12.6	12.1
	20 + 20 + 20 + 50	2.00	2.00	2.00	5.00	-	-	4.4	11.0	12.8	1100	3580	4800	16.3	15.6	14.9
	20 + 20 + 20 + 60	2.00	2.00	2.00	6.00	-	-	4.4	12.0	12.8	1100	4100	4800	18.7	17.8	17.1
	20 + 20 + 20 + 71	1.91	1.91	1.91	6.77	-	-	4.4	12.5	12.8	1100	4730	4800	21.3	20.4	19.5
	20 + 20 + 25 + 25	2.00	2.00	2.50	2.50	-	-	4.4	9.0	11.8	1100	2600	4410	11.8	11.3	10.8
	20 + 20 + 25 + 35	2.00	2.00	2.50	3.50	-	-	4.4	10.0	12.3	1100	3210	4780	14.6	14.0	13.4
	20 + 20 + 25 + 50	2.00	2.00	2.50	5.00	-	-	4.4	11.5	12.8	1100	3830	4800	17.4	16.7	16.0
	20 + 20 + 25 + 60	2.00	2.00	2.50	6.00	-	-	4.4	12.5	12.8	1100	4740	4800	21.6	20.6	19.8
	20 + 20 + 25 + 71	1.84	1.84	2.30	6.53	-	-	4.4	12.5	12.8	1100	4730	4800	21.5	20.6	19.7
	20 + 20 + 35 + 35	2.00	2.00	3.50	3.50	-	-	4.4	11.0	12.8	1100	3580	4800	16.3	15.6	14.9
	20 + 20 + 35 + 50	2.00	2.00	3.50	5.00	-	-	4.4	12.5	12.8	1100	4740	4800	21.6	20.6	19.8
	20 + 20 + 35 + 60	1.85	1.85	3.24	5.56	-	-	4.4	12.5	12.8	1100	4730	4800	21.5	20.6	19.7
	20 + 20 + 35 + 71	1.71	1.71	3.00	6.08	-	-	4.4	12.5	12.8	1100	4730	4800	21.5	20.6	19.7
	20 + 20 + 50 + 50	1.79	1.79	4.46	4.46	-	-	4.4	12.5	12.8	1100	4730	4800	21.5	20.6	19.7
	20 + 20 + 50 + 60	1.67	1.67	4.17	5.00	-	-	4.4	12.5	12.8	1100	4730	4800	21.5	20.6	19.7
	20 + 20 + 50 + 71	1.55	1.55	3.88	5.51	-	-	4.4	12.5	12.8	1100	4720	4800	21.5	20.5	19.7
	20 + 20 + 60 + 60	1.56	1.56	4.69	4.69	-	-	4.4	12.5	12.8	1100	4720	4800	21.5	20.5	19.7
	20 + 20 + 60 + 71	1.46	1.46	4.39	5.19	-	-	4.4	12.5	12.8	1100	4720	4800	21.5	20.5	19.7
	20 + 20 + 71 + 71	1.37	1.37	4.88	4.88	-	-	4.4	12.5	12.8	1100	4710	4800	21.4	20.5	19.6
	20 + 25 + 25 + 25	2.00	2.50	2.50	2.50	-	-	4.4	9.5	12.8	1100	2900	4800	13.2	12.6	12.1
	20 + 25 + 25 + 35	2.00	2.50	2.50	3.50	-	-	4.4	10.5	12.8	1100	3440	4800	15.7	15.0	14.3
	20 + 25 + 25 + 50	2.00	2.50	2.50	5.00	-	-	4.4	12.0	12.8	1100	4100	4800	18.7	17.8	17.1
	20 + 25 + 25 + 60	1.92	2.40	2.40	5.77	-	-	4.4	12.5	12.8	1100	4740	4800	21.6	20.6	19.8
	20 + 25 + 25 + 71	1.82	2.26	2.26	6.16	-	-	4.4	12.5	12.8	1100	4730	4800	21.5	20.6	19.7
	20 + 25 + 35 + 35	2.00	2.50	3.50	3.50	-	-	4.4	11.5	12.8	1100	3830	4800	17.4	16.7	16.0
	20 + 25 + 35 + 50	1.92	2.40	3.37	4.81	-	-	4.4	12.5	12.8	1100	4740	4800	21.6	20.6	19.8
	20 + 25 + 35 + 60	1.79	2.23	3.13	5.36	-	-	4.4	12.5	12.8	1100	4730	4800	21.5	20.6	19.7
	20 + 25 + 35 + 71	1.66	2.07	2.90	5.88	-	-	4.4	12.5	12.8	1100	4730	4800	21.5	20.6	19.7
	20 + 25 + 50 + 50	1.72	2.16	4.31	4.31	-	-	4.4	12.5	12.8	1100	4730	4800	21.5	20.6	19.7
	20 + 25 + 50 + 60	1.61	2.02	4.03	4.84	-	-	4.4	12.5	12.8	1100	4720	4800	21.5	20.5	19.7
	20 + 25 + 50 + 71	1.51	1.88	3.77	5.35	-	-	4.4	12.5	12.8	1100	4720	4800	21.5	20.5	19.7
	20 + 25 + 60 + 60	1.52	1.89	4.55	4.55	-	-	4.4	12.5	12.8	1100	4720	4800	21.5	20.5	19.7
	20 + 25 + 60 + 71	1.42	1.78	4.26	5.04	-	-	4.4	12.5	12.8	1100	4720	4800	21.5	20.5	19.7
	20 + 25 + 71 + 71	1.34	1.67	4.75	4.75	-	-	4.4	12.5	12.8	1100	4700	4800	21.4	20.5	19.6
	20 + 35 + 35 + 35	2.00	3.50	3.50	3.50	-	-	4.4	12.5	12.8	1100	4740	4800	21.6	20.6	19.8
	20 + 35 + 35 + 50	1.79	3.13	3.13	4.46	-	-	4.4	12.5	12.8	1100	4730	4800	21.5	20.6	19.7
	20 + 35 + 35 + 60	1.67	2.92	2.92	5.00	-	-	4.4	12.5	12.8	1100	4730	4800	21.5	20.6	19.7
	20 + 35 + 35 + 71	1.55	2.72	2.72	5.51	-	-	4.4	12.5	12.8	1100	4720	4800	21.5	20.5	19.7
	20 + 35 + 50 + 50	1.61	2.82	4.03	4.03	-	-	4.4	12.5	12.8	1100	4720	4800	21.5	20.5	19.7
	20 + 35 + 50 + 60	1.52	2.65	3.79	4.55	-	-	4.4	12.5	12.8	1100	4720	4800	21.5	20.5	19.7
	20 + 35 + 50 + 71	1.42	2.49	3.55	5.04	-	-	4.4	12.5	12.8	1100	4720	4800	21.5	20.5	19.7
	20 + 35 + 60 + 60	1.43	2.50	4.29	4.29	-	-	4.4	12.5	12.8	1100	4710	4800	21.4	20.5	19.6
	20 + 35 + 60 + 71	1.34	2.35	4.03	4.77	-	-	4.4	12.5	12.8	1100	4710	4800	21.4	20.5	19.6
	20 + 50 + 50 + 50	1.47	3.68	3.68	3.68	-	-	4.4	12.5	12.8	1100	4720	4800	21.5	20.5	19.7
	20 + 50 + 50 + 60	1.39	3.47	3.47	4.17	-	-	4.4	12.5	12.8	1100	4710	4800	21.4	20.5	19.6
	20 + 50 + 50 + 71	1.31	3.27	3.27	4.65	-	-	4.4	12.5	12.8	1100	4700	4800	21.4	20.5	19.6
	20 + 50 + 60 + 60	1.32	3.29	3.95	3.95	-	-	4.4	12.5	12.8	1100	4700	4800	21.4	20.5	19.6
	25 + 25 + 25 + 25	2.50	2.50	2.50	2.50	-	-	4.4	10.0	12.8	1100	3210	4800	14.6	14.0	13.4
	25 + 25 + 25 + 35	2.50	2.50	2.50	3.50	-	-	4.4	11.0	12.8	1100	3580	4800	16.3	15.6	14.9
	25 + 25 + 25 + 50	2.50	2.50	2.50	5.00	-	-	4.4	12.5	12.8	1100	4740	4800	21.6	20.6	19.8
	25 + 25 + 25 + 60	2.31	2.31	2.31	5.56	-	-	4.4	12.5	12.8	1100	4730	4800	21.5	20.6	19.7
	25 + 25 + 25 + 71	2.14	2.14	2.14	6.08	-	-	4.4	12.5	12.8	1100	4730	4800	21.5	20.6	19.7
	25 + 25 + 35 + 35	2.50	2.50	3.50	3.50	-	-	4.4	12.0	12.8	1100	4100	4800	18.7	17.8	17.1
	25 + 25 + 35 + 50	2.31	2.31	3.24	4.63	-	-	4.4	12.5	12.8	1100	4730	4800	21.5	20.6	19.7
	25 + 25 + 35 + 60	2.16	2.16	3.02	5.17	-	-	4.4	12.5	12.8	1100	4730	4800	21.5	20.6	19.7
	25 + 25 + 35 + 71	2.00	2.00	2.80	5.69	-	-	4.4	12.5	12.8	1100	4720	4800	21.5	20.5	19.7
25 + 25 + 50 + 50	2.08	2.08	4.17	4.17	-	-	4.4	12.5	12.8	1100	4730	4800	21.5	20.6	19.7	
25 + 25 + 50 + 60	1.95	1.95	3.91	4.69	-	-	4.4	12.5	12.8	1100	4720	4800	21.5	20.5	19.7	
25 + 25 + 50 + 71	1.83	1.83	3.65	5.19	-	-	4.4	12.5	12.8	1100	4720	4800	21.5	20.5	19.7	
25 + 25 + 60 + 60	1.84	1.84	4.41	4.41	-	-	4.4	12.5	12.8	1100	4720	4800	21.5	20.5	19.7	
25 + 25 + 60 + 71	1.73	1.73	4.14	4.90	-	-	4.4	12.5	12.8	1100	4710	4800	21.4	20.5	19.6	
25 + 25 + 71 + 71	1.63	1.63	4.62	4.62	-	-	4.4	12.5	12.8	1100	4700	4800	21.4	20.5	19.6	
25 + 35 + 35 + 35	2.40	3.37	3.37	3.37	-	-	4.4	12.5	12.8	1100	4740	4800	21.6	20.6	19.8	
25 + 35 + 35 + 50	2.16	3.02	3.0													

INVERTER MULTI-SPLIT SYSTEM

Indoor unit combination	Cooling capacity (kW)									Power consumption (W)			Standard current (A)			
	Room cooling capacity (kW)						Total capacity (kW)			Min.	Standard	Max.	220V	230V	240V	
	A room	B room	C room	D room	E room	F room	Min.	Standard	Max.							
4 room	25 + 50 + 60 + 60	1.60	3.21	3.85	3.85	-	-	4.4	12.5	12.8	1100	4700	4800	21.4	20.5	19.6
	35 + 35 + 35 + 35	3.13	3.13	3.13	3.13	-	-	4.4	12.5	12.8	1100	4730	4800	21.5	20.6	19.7
	35 + 35 + 35 + 50	2.82	2.82	2.82	4.03	-	-	4.4	12.5	12.8	1100	4720	4800	21.5	20.5	19.7
	35 + 35 + 35 + 60	2.65	2.65	2.65	4.55	-	-	4.4	12.5	12.8	1100	4720	4800	21.5	20.5	19.7
	35 + 35 + 35 + 71	2.49	2.49	2.49	5.04	-	-	4.4	12.5	12.8	1100	4710	4800	21.4	20.5	19.6
	35 + 35 + 50 + 50	2.57	2.57	3.68	3.68	-	-	4.4	12.5	12.8	1100	4720	4800	21.5	20.5	19.7
	35 + 35 + 50 + 60	2.43	2.43	3.47	4.17	-	-	4.4	12.5	12.8	1100	4710	4800	21.4	20.5	19.6
	35 + 35 + 50 + 71	2.29	2.29	3.27	4.65	-	-	4.4	12.5	12.8	1100	4700	4800	21.4	20.5	19.6
	35 + 35 + 60 + 60	2.30	2.30	3.95	3.95	-	-	4.4	12.5	12.8	1100	4700	4800	21.4	20.5	19.6
	35 + 50 + 50 + 50	2.36	3.38	3.38	3.38	-	-	4.4	12.5	12.8	1100	4710	4800	21.4	20.5	19.6
	35 + 50 + 50 + 60	2.24	3.21	3.21	3.85	-	-	4.4	12.5	12.8	1100	4700	4800	21.4	20.5	19.6
	20 + 20 + 20 + 20 + 20	2.00	2.00	2.00	2.00	2.00	-	5.1	10.0	13.3	1210	2950	4800	13.4	12.8	12.3
	5 room	20 + 20 + 20 + 20 + 25	2.00	2.00	2.00	2.00	2.50	-	5.1	10.5	13.3	1210	3200	4800	14.6	13.9
20 + 20 + 20 + 20 + 35		2.00	2.00	2.00	2.00	3.50	-	5.1	11.5	13.3	1210	3710	4800	16.9	16.1	15.5
20 + 20 + 20 + 20 + 50		1.92	1.92	1.92	1.92	4.81	-	5.1	12.5	13.3	1210	4430	4800	20.2	19.3	18.5
20 + 20 + 20 + 20 + 60		1.79	1.79	1.79	1.79	5.36	-	5.1	12.5	13.3	1210	4420	4800	20.1	19.2	18.4
20 + 20 + 20 + 20 + 71		1.66	1.66	1.66	1.66	5.88	-	5.1	12.5	13.3	1210	4410	4800	20.1	19.2	18.4
20 + 20 + 20 + 25 + 25		2.00	2.00	2.00	2.50	2.50	-	5.1	11.0	13.3	1210	3400	4800	15.5	14.8	14.2
20 + 20 + 20 + 25 + 35		2.00	2.00	2.00	2.50	3.50	-	5.1	12.0	13.3	1210	4090	4800	18.6	17.8	17.1
20 + 20 + 20 + 25 + 50		1.85	1.85	1.85	2.31	4.63	-	5.1	12.5	13.3	1210	4430	4800	20.2	19.3	18.5
20 + 20 + 20 + 25 + 60		1.72	1.72	1.72	2.16	5.17	-	5.1	12.5	13.3	1210	4420	4800	20.1	19.2	18.4
20 + 20 + 20 + 25 + 71		1.60	1.60	1.60	2.00	5.69	-	5.1	12.5	13.3	1210	4410	4800	20.1	19.2	18.4
20 + 20 + 20 + 35 + 35		1.92	1.92	1.92	3.37	3.37	-	5.1	12.5	13.3	1210	4430	4800	20.2	19.3	18.5
20 + 20 + 20 + 35 + 50		1.72	1.72	1.72	3.02	4.31	-	5.1	12.5	13.3	1210	4420	4800	20.1	19.2	18.4
20 + 20 + 20 + 35 + 60		1.61	1.61	1.61	2.82	4.84	-	5.1	12.5	13.3	1210	4410	4800	20.1	19.2	18.4
20 + 20 + 20 + 35 + 71		1.51	1.51	1.51	2.64	5.35	-	5.1	12.5	13.3	1210	4400	4800	20.0	19.1	18.4
20 + 20 + 20 + 50 + 50		1.56	1.56	1.56	3.91	3.91	-	5.1	12.5	13.3	1210	4410	4800	20.1	19.2	18.4
20 + 20 + 20 + 50 + 60		1.47	1.47	1.47	3.68	4.41	-	5.1	12.5	13.3	1210	4400	4800	20.0	19.1	18.4
20 + 20 + 20 + 50 + 71		1.38	1.38	1.38	3.45	4.90	-	5.1	12.5	13.3	1210	4390	4800	20.0	19.1	18.3
20 + 20 + 20 + 60 + 60		1.39	1.39	1.39	4.17	4.17	-	5.1	12.5	13.3	1210	4390	4800	20.0	19.1	18.3
20 + 20 + 20 + 60 + 71		1.31	1.31	1.31	3.93	4.65	-	5.1	12.5	13.3	1210	4380	4800	19.9	19.1	18.3
20 + 20 + 25 + 25 + 25		2.00	2.00	2.50	2.50	2.50	-	5.1	11.5	13.3	1210	3710	4800	16.9	16.1	15.5
20 + 20 + 25 + 25 + 35		2.00	2.00	2.50	2.50	3.50	-	5.1	12.5	13.3	1210	4440	4800	20.2	19.3	18.5
20 + 20 + 25 + 25 + 50		1.79	1.79	2.23	2.23	4.46	-	5.1	12.5	13.3	1210	4420	4800	20.1	19.2	18.4
20 + 20 + 25 + 25 + 60		1.67	1.67	2.08	2.08	5.00	-	5.1	12.5	13.3	1210	4410	4800	20.1	19.2	18.4
20 + 20 + 25 + 25 + 71		1.55	1.55	1.94	1.94	5.51	-	5.1	12.5	13.3	1210	4410	4800	20.1	19.2	18.4
20 + 20 + 25 + 35 + 35		1.85	1.85	2.31	3.24	3.24	-	5.1	12.5	13.3	1210	4430	4800	20.2	19.3	18.5
20 + 20 + 25 + 35 + 50		1.67	1.67	2.08	2.92	4.17	-	5.1	12.5	13.3	1210	4410	4800	20.1	19.2	18.4
20 + 20 + 25 + 35 + 60		1.56	1.56	1.95	2.73	4.69	-	5.1	12.5	13.3	1210	4410	4800	20.1	19.2	18.4
20 + 20 + 25 + 35 + 71		1.46	1.46	1.83	2.56	5.19	-	5.1	12.5	13.3	1210	4400	4800	20.0	19.1	18.4
20 + 20 + 25 + 50 + 50		1.52	1.52	1.89	3.79	3.79	-	5.1	12.5	13.3	1210	4400	4800	20.0	19.1	18.4
20 + 20 + 25 + 50 + 60		1.43	1.43	1.79	3.57	4.29	-	5.1	12.5	13.3	1210	4390	4800	20.0	19.1	18.3
20 + 20 + 25 + 50 + 71		1.34	1.34	1.68	3.36	4.77	-	5.1	12.5	13.3	1210	4390	4800	20.0	19.1	18.3
20 + 20 + 25 + 60 + 60		1.35	1.35	1.69	4.05	4.05	-	5.1	12.5	13.3	1210	4390	4800	20.0	19.1	18.3
20 + 20 + 35 + 35 + 35		1.72	1.72	3.02	3.02	3.02	-	5.1	12.5	13.3	1210	4420	4800	20.1	19.2	18.4
20 + 20 + 35 + 35 + 50		1.56	1.56	2.73	2.73	3.91	-	5.1	12.5	13.3	1210	4410	4800	20.1	19.2	18.4
20 + 20 + 35 + 35 + 60		1.47	1.47	2.57	2.57	4.41	-	5.1	12.5	13.3	1210	4400	4800	20.0	19.1	18.4
20 + 20 + 35 + 35 + 71		1.38	1.38	2.42	2.42	4.90	-	5.1	12.5	13.3	1210	4390	4800	20.0	19.1	18.3
20 + 20 + 35 + 50 + 50		1.43	1.43	2.50	3.57	3.57	-	5.1	12.5	13.3	1210	4390	4800	20.0	19.1	18.3
20 + 20 + 35 + 50 + 60		1.35	1.35	2.36	3.38	4.05	-	5.1	12.5	13.3	1210	4390	4800	20.0	19.1	18.3
20 + 20 + 35 + 60 + 60		1.28	1.28	2.24	3.85	3.85	-	5.1	12.5	13.3	1210	4380	4800	19.9	19.1	18.3
20 + 20 + 50 + 50 + 50		1.32	1.32	3.29	3.29	3.29	-	5.1	12.5	13.3	1210	4380	4800	19.9	19.1	18.3
20 + 25 + 25 + 25 + 25		2.00	2.50	2.50	2.50	2.50	-	5.1	12.0	13.3	1210	4090	4800	18.6	17.8	17.1
20 + 25 + 25 + 25 + 35		1.92	2.40	2.40	2.40	3.37	-	5.1	12.5	13.3	1210	4430	4800	20.2	19.3	18.5
20 + 25 + 25 + 25 + 50		1.72	2.16	2.16	2.16	4.31	-	5.1	12.5	13.3	1210	4420	4800	20.1	19.2	18.4
20 + 25 + 25 + 25 + 60		1.61	2.02	2.02	2.02	4.84	-	5.1	12.5	13.3	1210	4410	4800	20.1	19.2	18.4
20 + 25 + 25 + 25 + 71		1.51	1.88	1.88	1.88	5.35	-	5.1	12.5	13.3	1210	4400	4800	20.0	19.1	18.4
20 + 25 + 25 + 35 + 35		1.79	2.23	2.23	3.13	3.13	-	5.1	12.5	13.3	1210	4420	4800	20.1	19.2	18.4
20 + 25 + 25 + 35 + 50		1.61	2.02	2.02	2.82	4.03	-	5.1	12.5	13.3	1210	4410	4800	20.1	19.2	18.4
20 + 25 + 25 + 35 + 60		1.52	1.89	1.89	2.65	4.55	-	5.1	12.5	13.3	1210	4400	4800	20.0	19.1	18.4
20 + 25 + 25 + 35 + 71		1.42	1.78	1.78	2.49	5.04	-	5.1	12.5	13.3	1210	4390	4800	20.0	19.1	18.3
20 + 25 + 25 + 50 + 50		1.47	1.84	1.84	3.68	3.68	-	5.1	12.5	13.3	1210	4400	4800	20.0	19.1	18.4
20 + 25 + 25 + 50 + 60		1.39	1.74	1.74	3.47	4.17	-	5.1	12.5	13.3	1210	4390	4800	20.0	19.1	18.3
20 + 25 + 25 + 50 + 71		1.31	1.64	1.64	3.27	4.65	-	5.1	12.5	13.3	1210	4380	4800	19.9	19.1	18.3
20 + 25 + 25 + 60 + 60		1.32	1.64	1.64	3.95	3.95	-	5.1	12.5	13.3	1210	4380	4800	19.9	19.1	18.3
20 + 25 + 35 + 35 + 35		1.67	2.08	2.92	2.92	2.92	-	5.1	12.5	13.3	1210	4410	4800	20.1	19.2	18.4
20 + 25 + 35 + 35 + 50	1.52	1.89	2.65	2.65	3.79	-	5.1	12.5	13.3	1210	4400	4800	20.0	19.1	18.4	
20 + 25 + 35 + 35 + 60	1.43	1.79	2.50	2.50	4.29	-	5.1	12.5	13.3	1210	4390	4800	20.0	19.1	18.3	
20 + 25 + 35 + 35 + 71	1.34	1.68	2.35	2.35	4.77	-	5.1	12.5	13.3	1210	4390	4800	20.0	1		

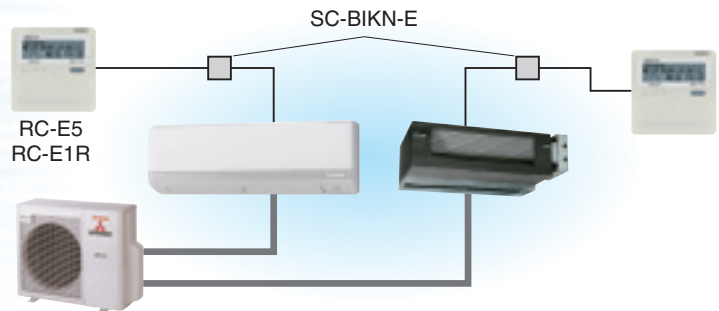
Indoor unit combination		Cooling capacity (kW)									Power consumption (W)			Standard current (A)		
		Room cooling capacity (kW)						Total capacity (kW)			Min.	Standard	Max.	220V	230V	240V
		A room	B room	C room	D room	E room	F room	Min.	Standard	Max.						
5 room	25 + 25 + 35 + 50 + 50	1.69	1.69	2.36	3.38	3.38	-	5.1	12.5	13.3	1210	4390	4800	20.0	19.1	18.3
	25 + 25 + 35 + 50 + 60	1.60	1.60	2.24	3.21	3.85	-	5.1	12.5	13.3	1210	4380	4800	19.9	19.1	18.3
	25 + 35 + 35 + 35 + 35	1.89	2.65	2.65	2.65	2.65	-	5.1	12.5	13.3	1210	4400	4800	20.0	19.1	18.4
	25 + 35 + 35 + 35 + 50	1.74	2.43	2.43	2.43	3.47	-	5.1	12.5	13.3	1210	4390	4800	20.0	19.1	18.3
	25 + 35 + 35 + 35 + 60	1.64	2.30	2.30	2.30	3.95	-	5.1	12.5	13.3	1210	4380	4800	19.9	19.1	18.3
	25 + 35 + 35 + 50 + 50	1.60	2.24	2.24	3.21	3.21	-	5.1	12.5	13.3	1210	4380	4800	19.9	19.1	18.3
	35 + 35 + 35 + 35 + 35	2.50	2.50	2.50	2.50	2.50	-	5.1	12.5	13.3	1210	4390	4800	20.0	19.1	18.3
	35 + 35 + 35 + 35 + 50	2.30	2.30	2.30	2.30	3.29	-	5.1	12.5	13.3	1210	4380	4800	19.9	19.1	18.3
	20 + 20 + 20 + 20 + 20 + 20	2.00	2.00	2.00	2.00	2.00	2.00	5.5	12.0	13.6	1280	3750	4620	17.1	16.3	15.6
	20 + 20 + 20 + 20 + 20 + 25	2.00	2.00	2.00	2.00	2.00	2.50	5.5	12.5	13.3	1280	4010	4800	18.2	17.5	16.7
20 + 20 + 20 + 20 + 20 + 35	1.85	1.85	1.85	1.85	1.85	3.24	5.5	12.5	13.3	1280	4000	4800	18.2	17.4	16.7	
20 + 20 + 20 + 20 + 20 + 50	1.67	1.67	1.67	1.67	1.67	4.17	5.5	12.5	13.3	1280	3990	4800	18.2	17.4	16.6	
20 + 20 + 20 + 20 + 20 + 60	1.56	1.56	1.56	1.56	1.56	4.69	5.5	12.5	13.3	1280	3990	4800	18.2	17.4	16.6	
20 + 20 + 20 + 20 + 20 + 71	1.46	1.46	1.46	1.46	1.46	5.19	5.5	12.5	13.8	1280	3980	4800	18.1	17.3	16.6	
20 + 20 + 20 + 20 + 25 + 25	1.92	1.92	1.92	1.92	2.40	2.40	5.5	12.5	13.8	1280	4000	4800	18.2	17.4	16.7	
20 + 20 + 20 + 20 + 25 + 35	1.79	1.79	1.79	1.79	2.23	3.13	5.5	12.5	13.8	1280	4000	4800	18.2	17.4	16.7	
20 + 20 + 20 + 20 + 25 + 50	1.61	1.61	1.61	1.61	2.02	4.03	5.5	12.5	13.8	1280	3990	4800	18.2	17.4	16.6	
20 + 20 + 20 + 20 + 25 + 60	1.52	1.52	1.52	1.52	1.89	4.55	5.5	12.5	13.8	1280	3990	4800	18.2	17.4	16.6	
20 + 20 + 20 + 20 + 35 + 35	1.67	1.67	1.67	1.67	2.92	2.92	5.5	12.5	13.8	1280	3990	4800	18.2	17.4	16.6	
20 + 20 + 20 + 20 + 35 + 50	1.52	1.52	1.52	1.52	2.65	3.79	5.5	12.5	13.8	1280	3990	4800	18.2	17.4	16.6	
20 + 20 + 20 + 20 + 35 + 60	1.43	1.43	1.43	1.43	2.50	4.29	5.5	12.5	13.8	1280	3980	4800	18.1	17.3	16.6	
20 + 20 + 20 + 20 + 35 + 71	1.34	1.34	1.34	1.34	2.35	4.77	5.5	12.5	13.8	1280	3980	4800	18.1	17.3	16.6	
20 + 20 + 20 + 20 + 50 + 50	1.39	1.39	1.39	1.39	3.47	3.47	5.5	12.5	13.8	1280	3980	4800	18.1	17.3	16.6	
20 + 20 + 20 + 20 + 50 + 60	1.32	1.32	1.32	1.32	3.29	3.95	5.5	12.5	13.8	1280	3970	4800	18.1	17.3	16.6	
20 + 20 + 20 + 25 + 25 + 25	1.85	1.85	1.85	2.31	2.31	2.31	5.5	12.5	13.8	1280	4000	4800	18.2	17.4	16.7	
20 + 20 + 20 + 25 + 25 + 35	1.72	1.72	1.72	2.16	2.16	3.02	5.5	12.5	13.8	1280	4000	4800	18.2	17.4	16.7	
20 + 20 + 20 + 25 + 25 + 50	1.56	1.56	1.56	1.95	1.95	3.91	5.5	12.5	13.8	1280	3990	4800	18.2	17.4	16.6	
20 + 20 + 20 + 25 + 25 + 60	1.47	1.47	1.47	1.84	1.84	4.41	5.5	12.5	13.8	1280	3980	4800	18.1	17.3	16.6	
20 + 20 + 20 + 25 + 25 + 71	1.38	1.38	1.38	1.73	1.73	4.90	5.5	12.5	13.8	1280	3980	4800	18.1	17.3	16.6	
20 + 20 + 20 + 25 + 35 + 35	1.61	1.61	1.61	2.02	2.82	2.82	5.5	12.5	13.8	1280	3990	4800	18.2	17.4	16.6	
20 + 20 + 20 + 25 + 35 + 50	1.47	1.47	1.47	1.84	2.57	3.68	5.5	12.5	13.8	1280	3980	4800	18.1	17.3	16.6	
20 + 20 + 20 + 25 + 35 + 60	1.39	1.39	1.39	1.74	2.43	4.17	5.5	12.5	13.8	1280	3980	4800	18.1	17.3	16.6	
20 + 20 + 20 + 25 + 35 + 71	1.31	1.31	1.31	1.64	2.29	4.65	5.5	12.5	13.8	1280	3970	4800	18.1	17.3	16.6	
20 + 20 + 20 + 25 + 50 + 50	1.35	1.35	1.35	1.69	3.38	3.38	5.5	12.5	13.8	1280	3980	4800	18.1	17.3	16.6	
20 + 20 + 20 + 25 + 50 + 60	1.28	1.28	1.28	1.60	3.21	3.85	5.5	12.5	13.8	1280	3970	4800	18.1	17.3	16.6	
20 + 20 + 20 + 35 + 35 + 35	1.52	1.52	1.52	2.65	2.65	2.65	5.5	12.5	13.8	1280	3990	4800	18.2	17.4	16.6	
20 + 20 + 20 + 35 + 35 + 50	1.39	1.39	1.39	2.43	2.43	3.47	5.5	12.5	13.8	1280	3980	4800	18.1	17.3	16.6	
20 + 20 + 20 + 35 + 35 + 60	1.32	1.32	1.32	2.30	2.30	3.95	5.5	12.5	13.8	1280	3970	4800	18.1	17.3	16.6	
20 + 20 + 20 + 35 + 50 + 50	1.28	1.28	1.28	2.24	3.21	3.21	5.5	12.5	13.8	1280	3970	4800	18.1	17.3	16.6	
20 + 20 + 25 + 25 + 25 + 25	1.79	1.79	2.23	2.23	2.23	2.23	5.5	12.5	13.8	1280	4000	4800	18.2	17.4	16.7	
20 + 20 + 25 + 25 + 25 + 35	1.67	1.67	2.08	2.08	2.08	2.92	5.5	12.5	13.8	1280	3990	4800	18.2	17.4	16.6	
20 + 20 + 25 + 25 + 25 + 50	1.52	1.52	1.89	1.89	1.89	3.79	5.5	12.5	13.8	1280	3990	4800	18.2	17.4	16.6	
20 + 20 + 25 + 25 + 25 + 60	1.43	1.43	1.79	1.79	1.79	4.29	5.5	12.5	13.8	1280	3980	4800	18.1	17.3	16.6	
20 + 20 + 25 + 25 + 25 + 71	1.34	1.34	1.68	1.68	1.68	4.77	5.5	12.5	13.8	1280	3980	4800	18.1	17.3	16.6	
20 + 20 + 25 + 25 + 35 + 35	1.56	1.56	1.95	1.95	2.73	2.73	5.5	12.5	13.8	1280	3990	4800	18.2	17.4	16.6	
20 + 20 + 25 + 25 + 35 + 50	1.43	1.43	1.79	1.79	2.50	3.57	5.5	12.5	13.8	1280	3980	4800	18.1	17.3	16.6	
20 + 20 + 25 + 25 + 35 + 60	1.35	1.35	1.69	1.69	2.36	4.05	5.5	12.5	13.8	1280	3980	4800	18.1	17.3	16.6	
20 + 20 + 25 + 25 + 50 + 50	1.32	1.32	1.64	1.64	3.29	3.29	5.5	12.5	13.8	1280	3970	4800	18.1	17.3	16.6	
20 + 20 + 25 + 35 + 35 + 35	1.47	1.47	1.84	2.57	2.57	2.57	5.5	12.5	13.8	1280	3980	4800	18.1	17.3	16.6	
20 + 20 + 25 + 35 + 35 + 50	1.35	1.35	1.69	2.36	2.36	3.38	5.5	12.5	13.8	1280	3980	4800	18.1	17.3	16.6	
20 + 20 + 25 + 35 + 35 + 60	1.28	1.28	1.60	2.24	2.24	3.85	5.5	12.5	13.8	1280	3970	4800	18.1	17.3	16.6	
20 + 20 + 35 + 35 + 35 + 35	1.39	1.39	2.43	2.43	2.43	2.43	5.5	12.5	13.8	1280	3980	4800	18.1	17.3	16.6	
20 + 20 + 35 + 35 + 35 + 50	1.28	1.28	2.24	2.24	2.24	3.21	5.5	12.5	13.8	1280	3970	4800	18.1	17.3	16.6	
20 + 25 + 25 + 25 + 25 + 25	1.72	2.16	2.16	2.16	2.16	2.16	5.5	12.5	13.8	1280	4000	4800	18.2	17.4	16.7	
20 + 25 + 25 + 25 + 25 + 35	1.61	2.02	2.02	2.02	2.02	2.82	5.5	12.5	13.8	1280	3990	4800	18.2	17.4	16.6	
20 + 25 + 25 + 25 + 25 + 50	1.47	1.84	1.84	1.84	1.84	3.68	5.5	12.5	13.8	1280	3980	4800	18.1	17.3	16.6	
20 + 25 + 25 + 25 + 25 + 60	1.39	1.74	1.74	1.74	1.74	4.17	5.5	12.5	13.8	1280	3980	4800	18.1	17.3	16.6	
20 + 25 + 25 + 25 + 25 + 71	1.31	1.64	1.64	1.64	1.64	4.65	5.5	12.5	13.8	1280	3970	4800	18.1	17.3	16.6	
20 + 25 + 25 + 25 + 35 + 35	1.52	1.89	1.89	1.89	2.65	2.65	5.5	12.5	13.8	1280	3990	4800	18.2	17.4	16.6	
20 + 25 + 25 + 25 + 35 + 50	1.39	1.74	1.74	1.74	2.43	3.47	5.5	12.5	13.8	1280	3980	4800	18.1	17.3	16.6	
20 + 25 + 25 + 25 + 35 + 60	1.32	1.64	1.64	1.64	2.30	3.95	5.5	12.5	13.8	1280	3970	4800	18.1	17.3	16.6	
20 + 25 + 25 + 25 + 50 + 50	1.28	1.60	1.60	1.60	3.21	3.21	5.5	12.5	13.8	1280	3970	4800	18.1	17.3	16.6	
20 + 25 + 25 + 35 + 35 + 35	1.43	1.79	1.79	2.50	2.50	2.50	5.5	12.5	13.8	1280	3980	4800	18.1	17.3	16.6	
20 + 25 + 25 + 35 + 35 + 50	1.32	1.64	1.64	2.30	2.30	3.29	5.5	12.5	13.8	1280	3970	4800	18.1	17.3	16.6	
20 + 25 + 35 + 35 + 35 + 35	1.35	1.69	2.36	2.36	2.36	2.36	5.5	12.5	13.8	1280	3980	4800	18.1	17.3	16.6	
20 + 35 + 35 + 35 + 35 + 35	1.28	2.24	2.24	2.24	2.24	2.24	5.5	12.5	13.8	1280	3970	4800	18.1	17.3	16.6	
25 + 25 + 25 + 25 + 25 + 35	1.95	1.95	1.95	1.95	1.95	2.73	5.5	12.5	13.8	1280	3990	4800	18.2	17.4	16.6	
25 + 25 + 25 + 25 + 25 + 50	1.79	1.79	1.79	1.79	1.79	3.57	5.5	12.5	13.8	1280	3980	4800	18.1	17.3	16.6	
25 + 25 + 25 + 25 + 25 + 60	1.69	1.69	1.69	1.69	1.69	4.05	5.5	12.5	13.8	1280	3980	4800	18.1	17.3	16.6	
25 + 25 + 25 + 25 + 35 + 35	1.84	1.84	1.84	1.84	2.57	2.57	5.5	12.5	13.8	1280	3980	4800	18.1	17.3	16.6	
25 + 25 + 25 + 25 + 35 + 50	1.69	1.69	1.69	1.69	2.3											

Control option

Wired remote control can be connected

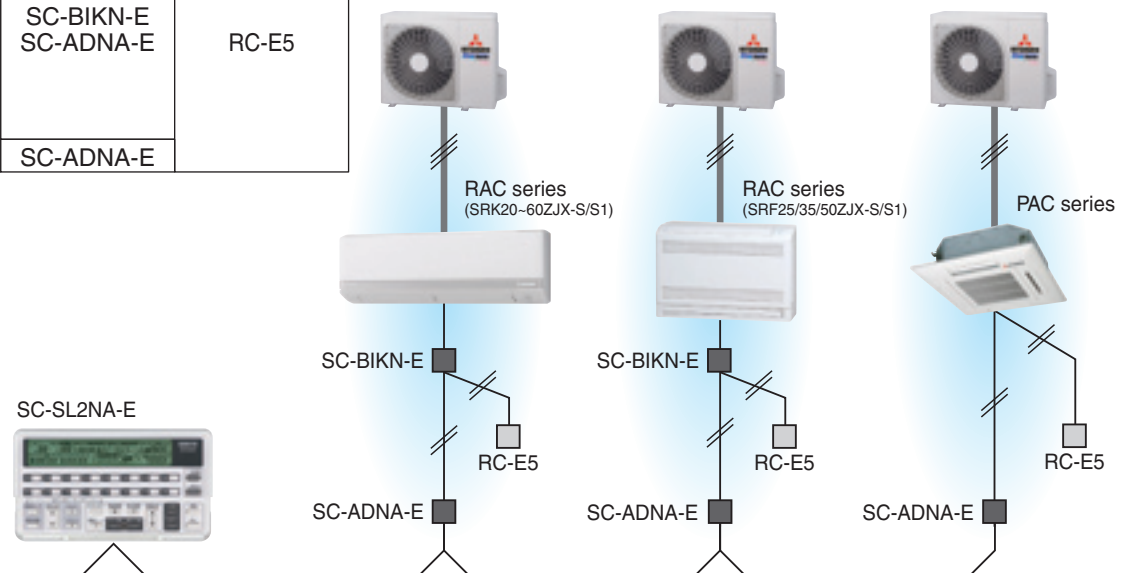
Model	Interface	Remote Control
SRK63/71HE-S1	not required	RC-E1R
SRK20~60ZJX-S/S1 SRK63/71/80ZK-S SRK25/35ZJR-S SRK20~50ZJ-S SRF25/35/50ZJX-S/S1 SRR25/35/50/60ZJ-S	SC-BIKN-E	RC-E5
FDTC25~60VF ※ FDUM50VF FDEN50VF	not required	

※ If wireless remote control is required, use RCN-TC-24W-ER



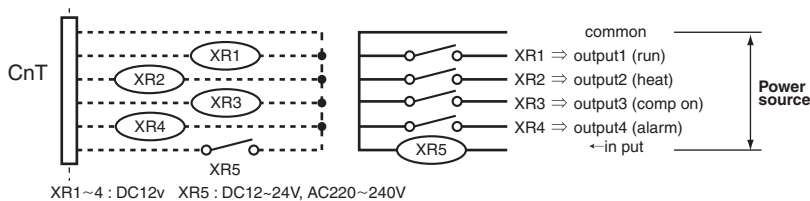
Can be connected to SUPERLINK-II

Model	Interface	Remote Control
SRK20~60ZJX-S/S1 SRK63/71/80ZK-S SRK25/35ZJR-S SRK20~50ZJ-S SRF25/35/50ZJX-S/S1 SRR25/35/50/60ZJ-S FDUM50VF FDEN50VF	SC-BIKN-E SC-ADNA-E	RC-E5
FDTC25~60VF	SC-ADNA-E	



External switch connection CnT

All indoor units are equipped with an additional connection point-CnT-to connect indoor units to an external ON/OFF switch; e.g. time clock, fire alarm, etc.



Model	Interface
SRK63/71HE-S1 FDTC25~60VF FDUM50VF FDEN50VF	not required
SRK20~60ZJX-S/S1 SRK63/71/80ZK-S SRK25/35ZJR-S SRK20~50ZJ-S SRF25/35/50ZJX-S/S1 SRR25/35/50/60ZJ-S	SC-BIKN-E

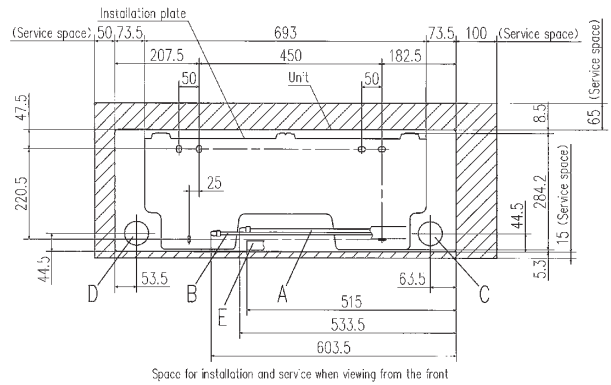
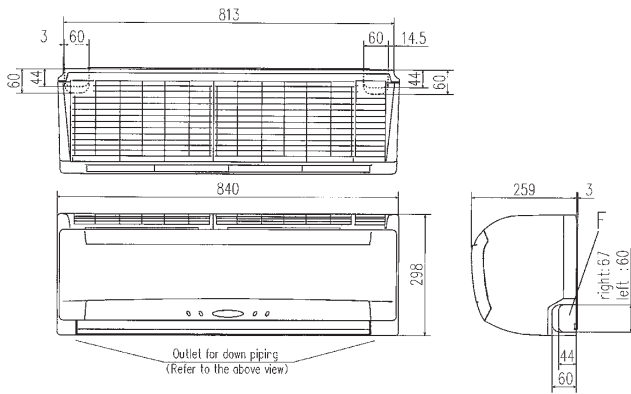
INDOOR UNIT

Unit: mm

Wall Mounted type

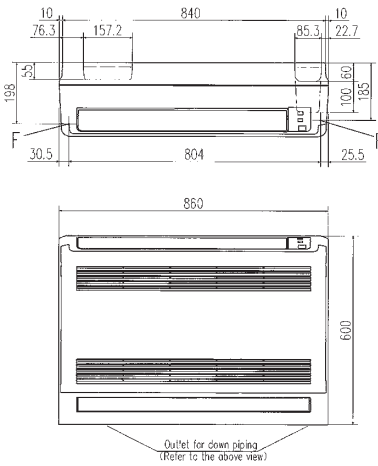
SRK50HE-S1 SRK56HE-S1

Symbol	Content
A	Gas piping #12.7 (1/2") (Flare)
B	Liquid piping #6.35 (1/4") (Flare)
C	Hole on wall for right rear piping (#65)
D	Hole on wall for left rear piping (#65)
E	Drain hose VP16
F	Outlet for piping (on both side)

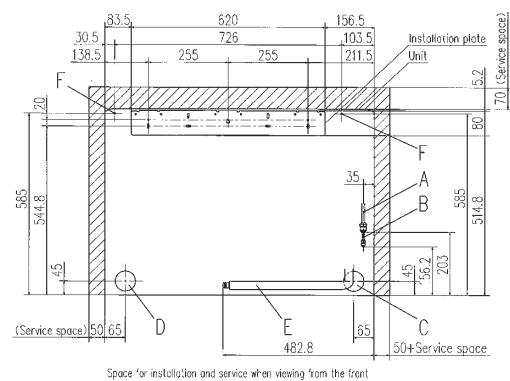


Floor Standing type

SRF25ZJX-S SRF35ZJX-S SRF50ZJX-S1

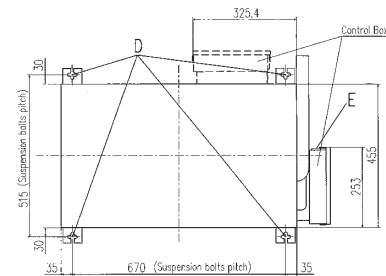


Symbol	Content
A	Gas piping Model 25.35 - 49.52 (3/8") (Flare)
B	Liquid piping 50 - #12.7 (1/2") (Flare)
C	Hole on wall for right rear piping #6.35 (1/4") (Flare)
D	Hole on wall for left rear piping (#65)
E	Drain hose VP16
F	Screw point fasten the indoor unit #5
G	Outlet for piping (on both side)

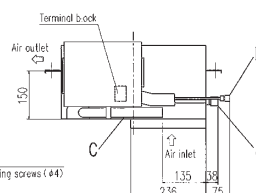
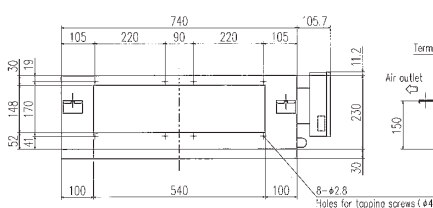


Ceiling Concealed

SRR25ZJ-S SRR35ZJ-S SRR50ZJ-S SRR60ZJ-S



Symbol	Content
Model	SRR25ZJ-S, S3ZJ-S, SRR50ZJ-S, SRR60ZJ-S
A	Gas piping #9.52 (3/8") (Flare) #12.7 (1/2") (Flare)
B	Liquid piping #6.35 (1/4") (Flare)
C	Drain piping VP16
D	Suspension bolts (M8)
E	Power supply intake (#35)



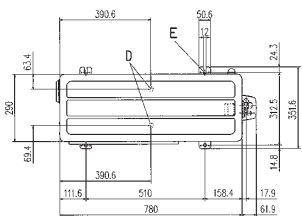
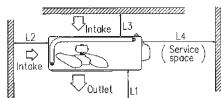
OUTDOOR UNIT

Unit: mm

SRC20ZJX-S SRC25ZJX-S SRC35ZJX-S
SRC25ZJR-S SRC35ZJR-S SRC50ZJP-S1

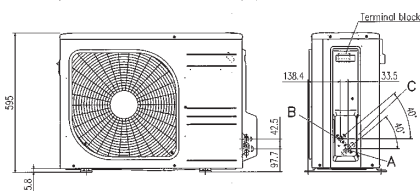
SRC40ZJX-S SRC50ZJX-S SRC60ZJX-S
SRC50ZJ-S

Symbol	Content	20-25-35	50
A	Service valve connection (gas side)	ø9.52 (3/8") (Flare)	ø12.7 (1/2") (Flare)
B	Service valve connection (liquid side)	ø6.35 (1/4") (Flare)	ø6.35 (1/4") (Flare)
C	Pipe/cable draw-out hole		
D	Drain discharge hole	ø20x2places	ø20x2places
E	Anchor bolt hole	M10x4places	M10x4places

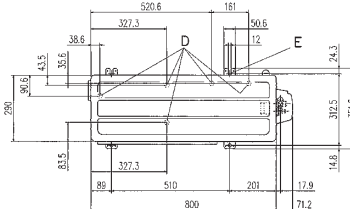
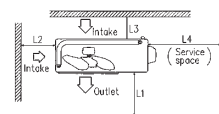


Minimum installation space

Examples of installation Dimensions	I	II	III	IV
L1	Open	280	280	180
L2	100	75	Open	Open
L3	100	80	80	80
L4	250	Open	250	Open

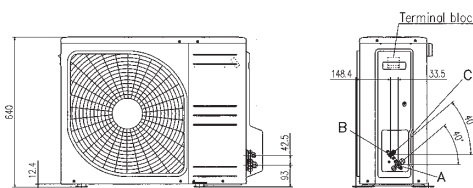


Symbol	Content
A	Service valve connection (gas side) ø12.7 (1/2") (Flare)
B	Service valve connection (liquid side) ø6.35 (1/4") (Flare)
C	Pipe/cable draw-out hole
D	Drain discharge hole ø20x2places
E	Anchor bolt hole M10x4places



Minimum installation space

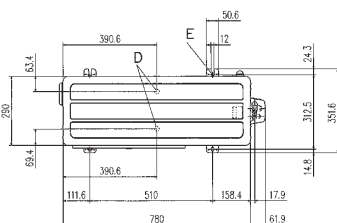
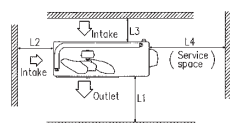
Examples of installation Dimensions	I	II	III	IV
L1	Open	265	280	180
L2	100	75	Open	Open
L3	100	80	80	80
L4	250	Open	250	Open



SRC20ZJ-S SRC25ZJ-S SRC35ZJ-S
SRC25ZJP-S1 SRC35ZJP-S1

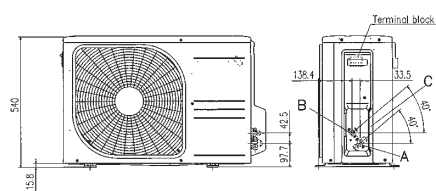
SRC20HG-S SRC28HG-S SRC40HG-S

Symbol	Content
A	Service valve connection (gas side) ø9.52 (3/8") (Flare)
B	Service valve connection (liquid side) ø6.35 (1/4") (Flare)
C	Pipe/cable draw-out hole
D	Drain discharge hole ø20x2places
E	Anchor bolt hole M10x4places

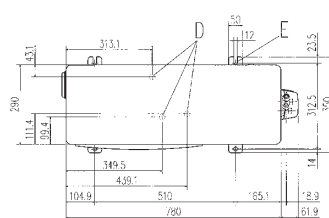
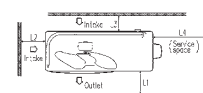


Minimum installation space

Examples of installation Dimensions	I	II	III	IV
L1	Open	280	280	180
L2	100	75	Open	Open
L3	100	80	80	80
L4	250	Open	250	Open

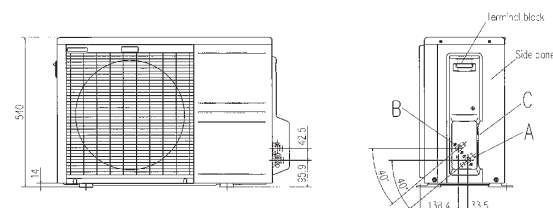


Symbol	Content
A	Service valve connection (gas side) ø12.7 (1/2") (Flare)
B	Service valve connection (liquid side) ø6.35 (1/4") (Flare)
C	Pipe/cable draw-out hole
D	Drain discharge hole ø20x2places
E	Anchor bolt hole M10x4places



Minimum installation space

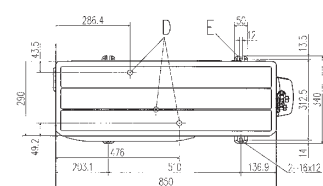
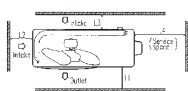
Examples of installation Dimensions	I	II	III	IV
L1	Open	260	280	180
L2	100	75	Open	Open
L3	100	80	80	80
L4	250	Open	250	Open



SRC50HE-S1 SRC56HE-S1 SRC63HE-S1

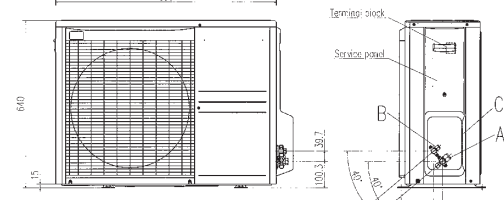
SRC63ZK-S SRC71ZK-S SRC80ZK-S
SRC71HE-S1

Symbol	Content
A	Service valve connection (gas side) ø12.7 (1/2") (Flare)
B	Service valve connection (liquid side) ø6.35 (1/4") (Flare)
C	Pipe/cable draw-out hole
D	Drain discharge hole ø20x2places
E	Anchor bolt hole M10x4places

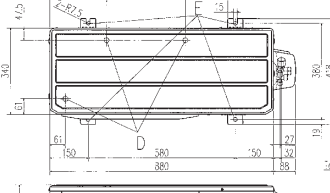
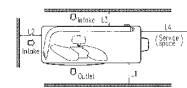


Minimum installation space

Examples of installation Dimensions	I	II	III	IV
L1	Open	280	280	180
L2	100	75	Open	Open
L3	100	80	80	80
L4	250	Open	250	Open

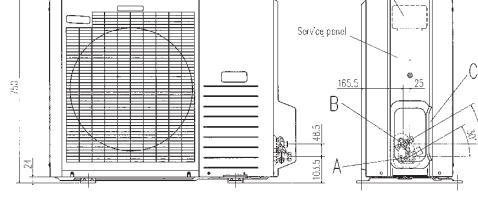


Symbol	Content
A	Service valve connection (gas side) ø12.7 (1/2") (Flare)
B	Service valve connection (liquid side) ø6.35 (1/4") (Flare)
C	Pipe/cable draw-out hole
D	Drain discharge hole ø20x2places
E	Anchor bolt hole M10x4places



Minimum installation space

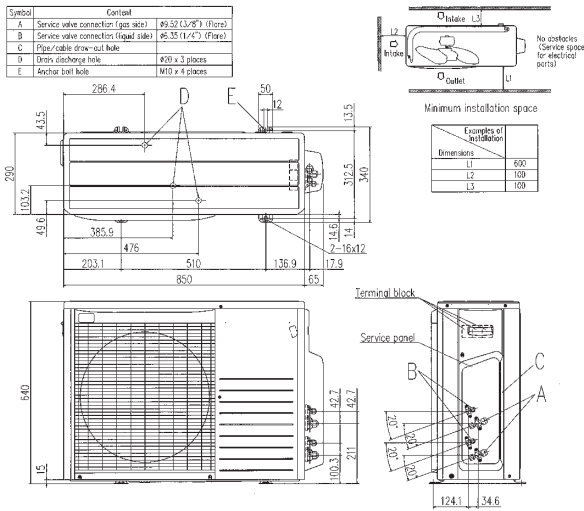
Examples of installation Dimensions	I	II	III	IV
L1	Open	260	280	180
L2	100	75	Open	Open
L3	100	80	80	80
L4	250	Open	250	Open



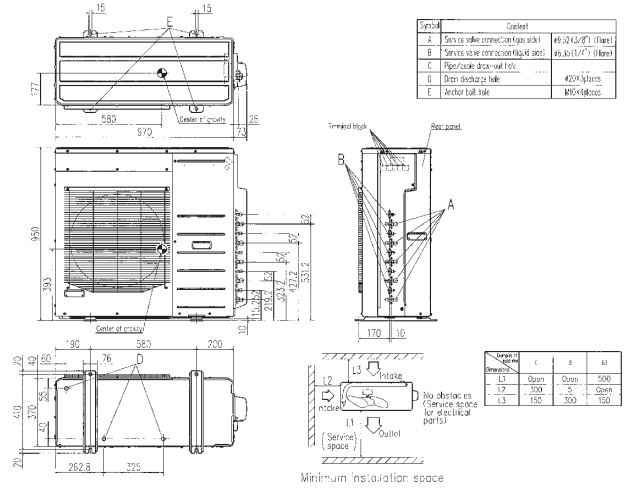
OUTDOOR UNIT

Unit: mm

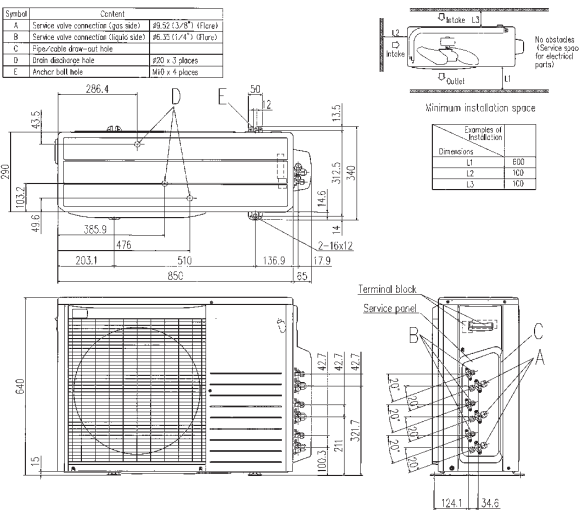
SCM40ZJ-S SCM45ZJ-S



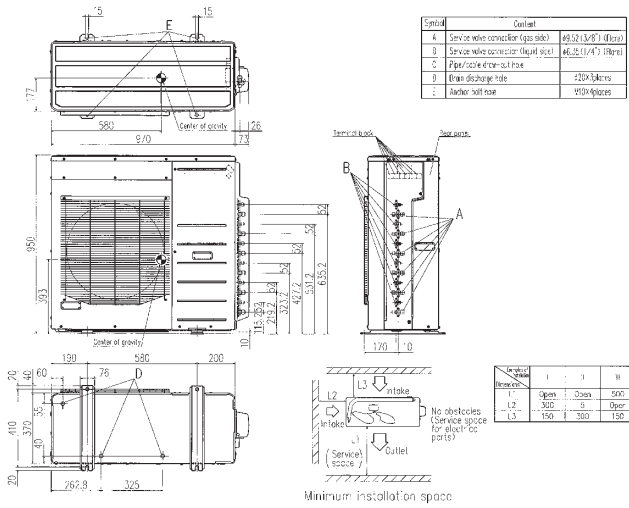
SCM100ZJ-S1



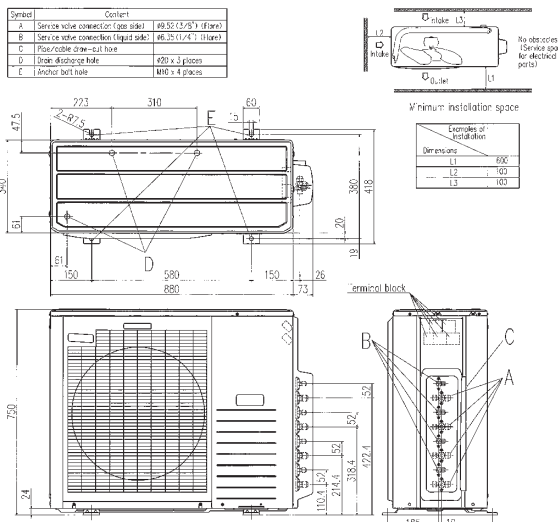
SCM50ZJ-S1 SCM60ZJ-S1



SCM125ZJ-S1



SCM71ZJ-S1 SCM80ZJ-S1



Before starting use

Heating performance

The heating performance values (kW) described in catalog are the values obtained by operating at an outdoor temperature of 7°C and indoor temperature of 20°C as set forth in the ISO Standards. As the heating performance decreases as the outdoor temperature drops, if the outdoor temperature is too low and the heating performance is insufficient, use other heating appliances as well.

Indication of sound values

The sound values are the values (A scale) measured in a chamber such as an anechoic chamber following the ISO Standards. In the actual installation state, the value is normally larger than the values given in the catalog due to the effect of surrounding noise and echo. Take this into consideration when installing.

Use in oil atmosphere

Avoid installing this unit in an atmosphere where oil scatters or builds up, such as in a kitchen or machine factory. If the oil adheres to the heat exchanger, the heat exchanging performance will drop, mist may be generated, and the synthetic resin parts may deform and break.

Use in acidic or alkaline atmosphere

If this unit is used in acidic atmosphere such as hot spring areas having high level of sulfuric gases or in alkaline atmosphere including ammonia or calcium chloride, places where the exhaust of the heat exchanger is sucked in, or at coastal areas where the unit is subject to salt breezes, the outer plate or heat exchanger, etc., will corrode. Please ask a dealer or specialist when you use an air conditioner in places differing from a general atmosphere.

Use in places with high ceilings

If the ceiling is high, install a circulator to improve the heat and air flow distribution when heating.

Refrigerant leakage

The refrigerant (R410A) used for the Residential Air conditioner is non-toxic and inflammable in its original state. However, in consideration of a state where the refrigerant leaks into the room, measures against refrigerant leaks must be taken in small rooms where the tolerable level could be exceeded. Take measures by installing ventilation devices, etc.

Use in snowy areas

Take the following measures when installing the outdoor unit in snowy areas.

·Snow-prevention

Install a snow-prevention hood so that the snow does not obstruct the air intake port or enter and freeze in the outdoor unit.

·Snow piling

In areas with heavy snow fall, the piled snow could block the air intake port. In this case, a frame that is 50cm or higher than the estimated snow fall must be installed underneath the outdoor unit.

Automatic defrosting device

If the temperature is low, and the humidity is high, frost will stick to the heat exchanger of the outdoor unit. If use is continued, the heating performance will drop.

The "Automatic defrosting device" will function to remove this frost.

After heating for approx. three to ten minutes, it will stop, and the frost will be removed. After defrosting, hot air will be blown again.

Servicing the air-conditioner

After the air-conditioner is used for several seasons, dirt will build up in the air-conditioner causing the performance to drop. In addition to regular servicing, we recommend the maintenance contract (charged for) by a specialist.

⚠ Safety Precautions

Air-conditioner usage target

The air-conditioner described in this catalog is a dedicated cooling/heating device for human use.

Do not use it for special applications such as the storage of foodstuffs, animals or plants, precision devices or valuable art, etc.

This could cause the quality of the items to drop, etc.

Do not use this for cooling vehicles or ships. Water leakage or current leaks could occur.

Before use

Always read the "User's Manual" thoroughly before starting use.

Installation

Always commission the installation to a dealer or specialist. Improper installation will lead to water leakage, electric shocks and fires.

Make sure that the outdoor unit is stable in installation. Fix the unit to stable base.

Usage place

Do not install in places where combustible gas could leak or where there are sparks.

Installation in a place where combustible gas could be generated, flow or accumulate, or places containing carbon fibers could lead to fires.



Mitsubishi Heavy Industries, Ltd.
Air-Conditioning & Refrigeration Systems Headquarters
16-5, Konan 2-chome, Minato-ku, Tokyo, 108-8215 Japan
<http://www.mhi.co.jp>

Our factories are ISO9001 and ISO14001 certified.

Certified ISO 9001



BIWAJIMA PLANT
Mitsubishi Heavy Industries, Ltd.
Air-conditioning & Refrigeration Systems Headquarters
Certified ISO 9001
Certificate number: JQA-0709



MITSUBISHI HEAVY INDUSTRIES-
MAHAJAK AIR CONDITIONERS CO., LTD.
Certified ISO 9001
Certificate Number: 04100 1998 0813

Certified ISO 14001



BIWAJIMA PLANT
Mitsubishi Heavy Industries, Ltd.
Air-conditioning & Refrigeration Systems Headquarters
Certified ISO 14001
Certificate number: JQA-EM2556



MITSUBISHI HEAVY INDUSTRIES-
MAHAJAK AIR CONDITIONERS CO., LTD.
Certified ISO 14001
Certificate Number: 04104 1998 0813 E5

